

H. L. POWER.
Umbrellas.

No. 144,865.

Patented Nov. 25, 1873.

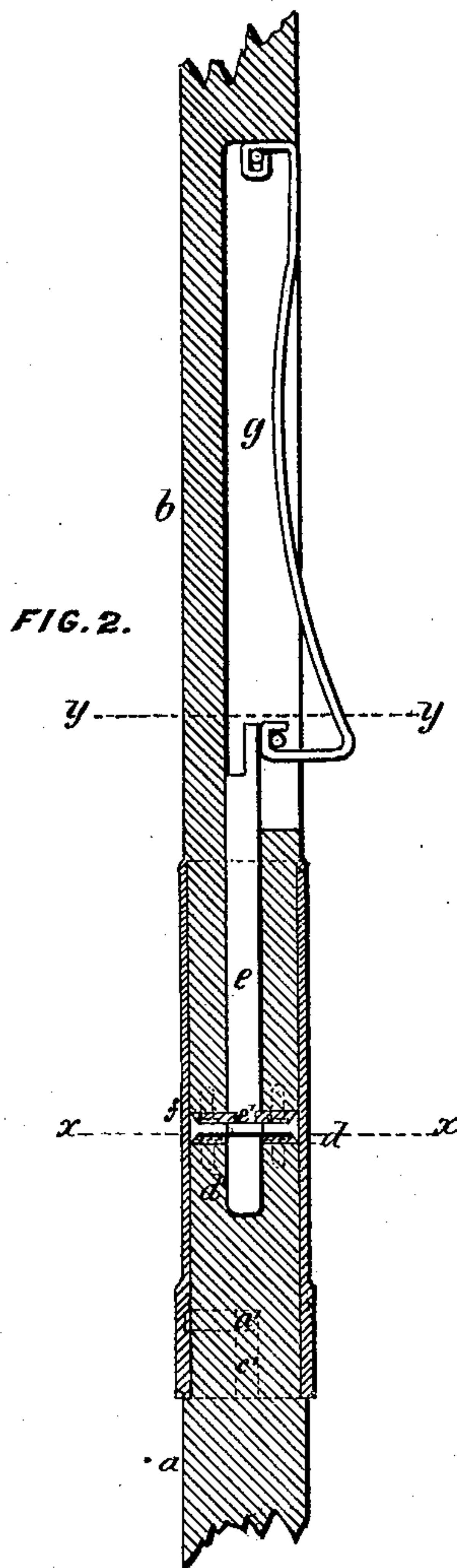
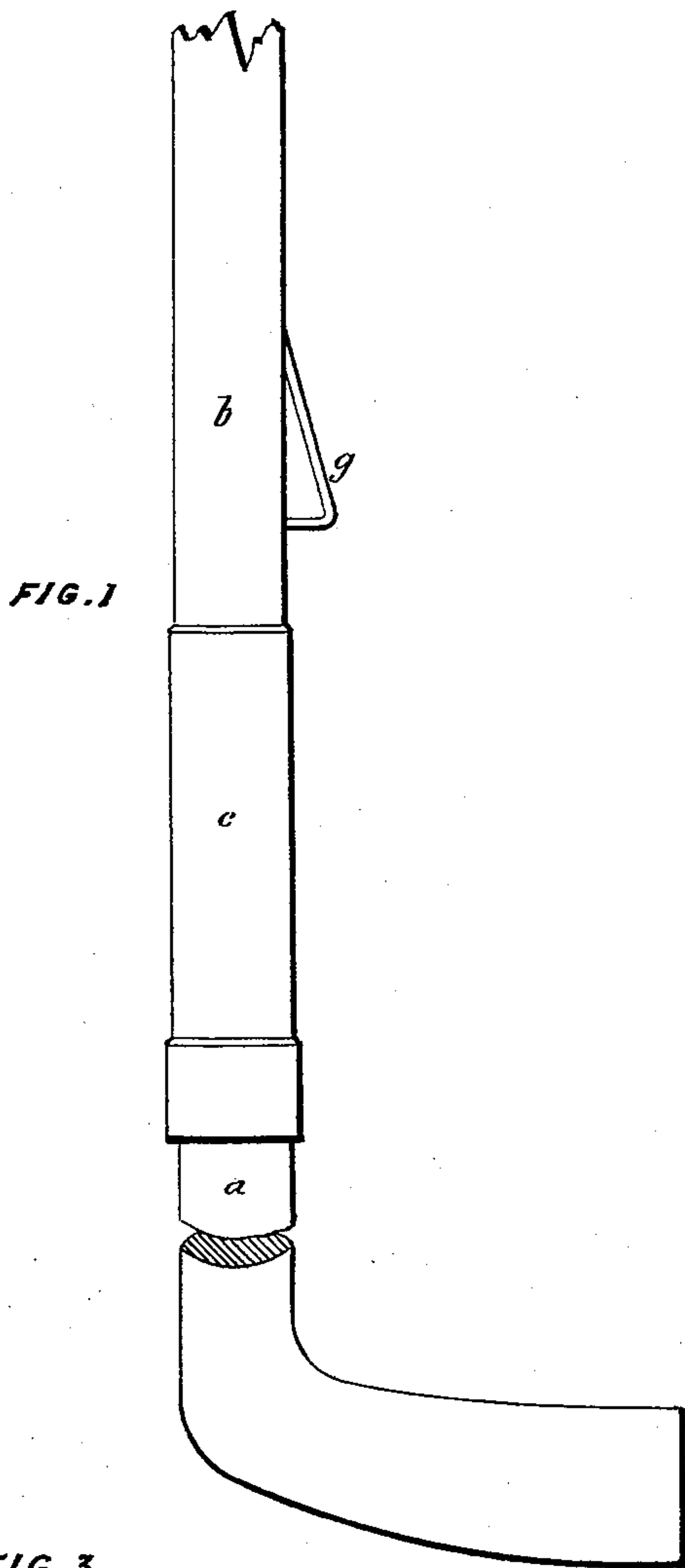
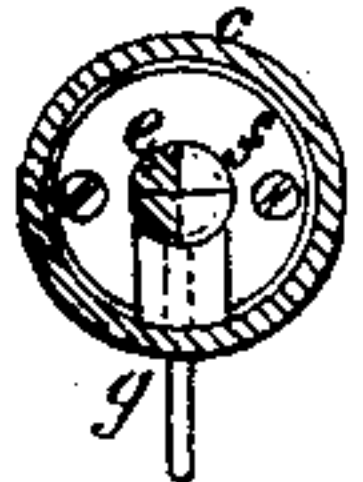


FIG. 3.



Witnesses
H. L. Clark
Fred. K. Swett.

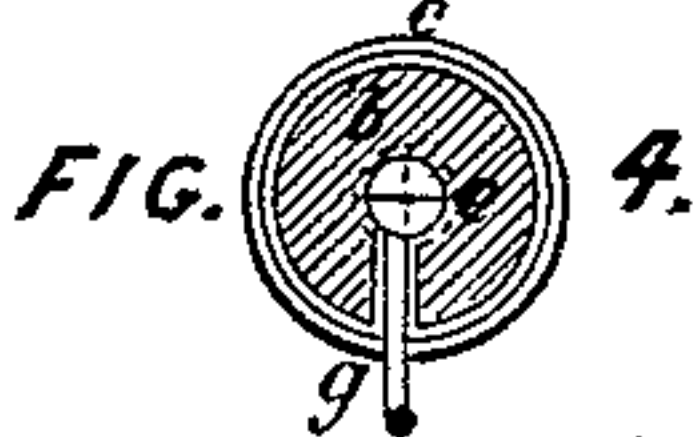



FIG. 5.



Inventor.
H. L. Power by
Dyer, Beadle & Co.
attys

UNITED STATES PATENT OFFICE.

HAROLD L. POWER, OF LONDON, ENGLAND.

IMPROVEMENT IN UMBRELLAS.

Specification forming part of Letters Patent No. **144,865**, dated November 25, 1873; application filed May 5, 1873.

To all whom it may concern:

Be it known that I, HAROLD LITTLEDALE POWER, of London, England, have invented certain Improvements in Umbrellas, of which the following is a specification:

My invention relates to a contrivance whereby the owner of an umbrella is enabled to lock the same to prevent its being opened by any other person. The invention consists in the specific construction of the parts, whereby the handle is adapted to operate as the key, as will be fully described hereinafter.

Figure 1 shows an umbrella stick and handle provided with my improved locking contrivance. Fig. 2 is a longitudinal section, and Fig. 3 is a transverse section, on the line *x x*, showing the position of the parts when the umbrella is locked. Fig. 4 is a transverse section on the line *y y*, showing the position of the parts when the umbrella is locked. Fig. 5 is a similar section, showing the umbrella unlocked.

Like letters indicate the same parts throughout the drawing.

I construct the handle *a* of the umbrella separately from the stick *b*, but the stick and the handle are united by a metal socket, *c*, into which they are fitted, as shown. On the end of the handle *a* I secure a metal washer, *d*, wherein is formed a recess, *d'*,

which may be semicircular, as shown, or triangular, or of any other suitable shape. Into this recess I fit the end of the locking-bolt *e*, which is a piece of iron or other metal projecting from the stick *b*, and turning in a socket formed therein. The said bolt is kept in place by a metal collar, *f*, fitting into its neck *e'*, or by an equivalent contrivance.

The aforesaid recess forms a key with which, by turning the handle, the bolt *e* is adjusted into the position shown in Figs. 2 and 3. The handle *a* is then detached from the umbrella and retained by the owner.

The socket *c* has a rectangular groove, *c'*, to permit it to pass over the small stud *a'* fixed in the handle *a*.

By my invention an umbrella is rendered useless to any person but the owner, and is therefore less liable to be purloined or taken by mistake by another person.

I claim—

The combination of the removable handle *a* with stud *a'* and recess *a''*, socket *c* with groove *c'*, and locking-bolt *e*, all constructed and arranged as described, for the purpose set forth.

HAROLD LITTLEDALE POWER.

Witnesses:

CHARLES MARSHAL, Jr.,
N. B. WYNN.

24 Royal Exchange, London.