

F. A. BANCKER.  
Toy Gymnasts.

No. 144,651.

Patented Nov. 18, 1873.

Fig. 1

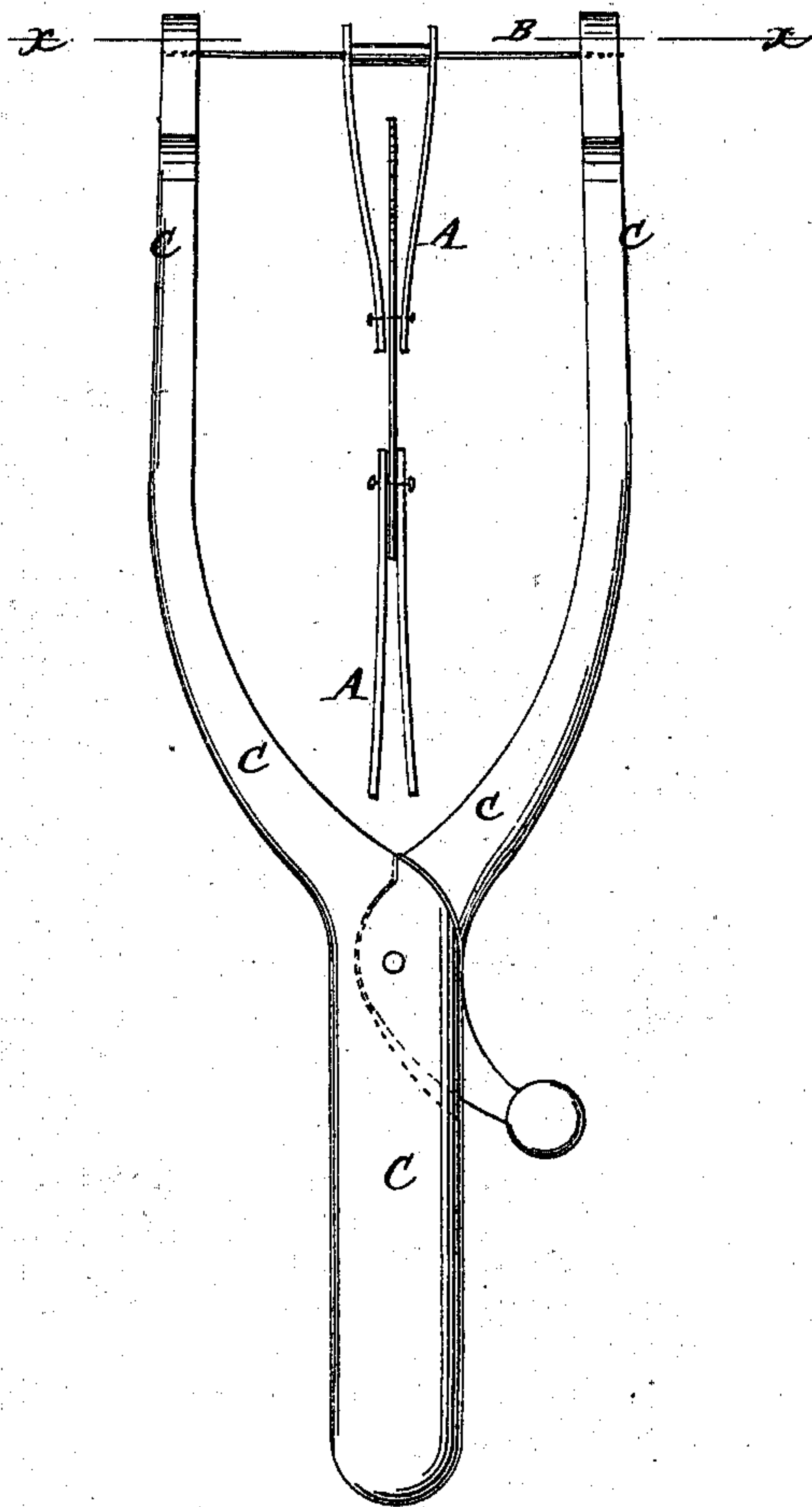


Fig. 2

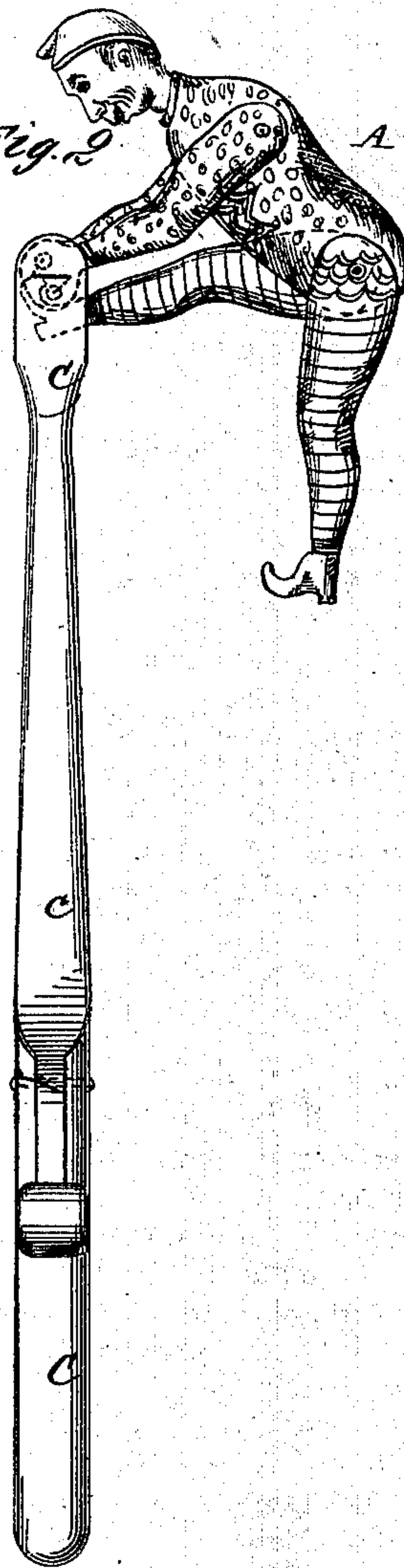
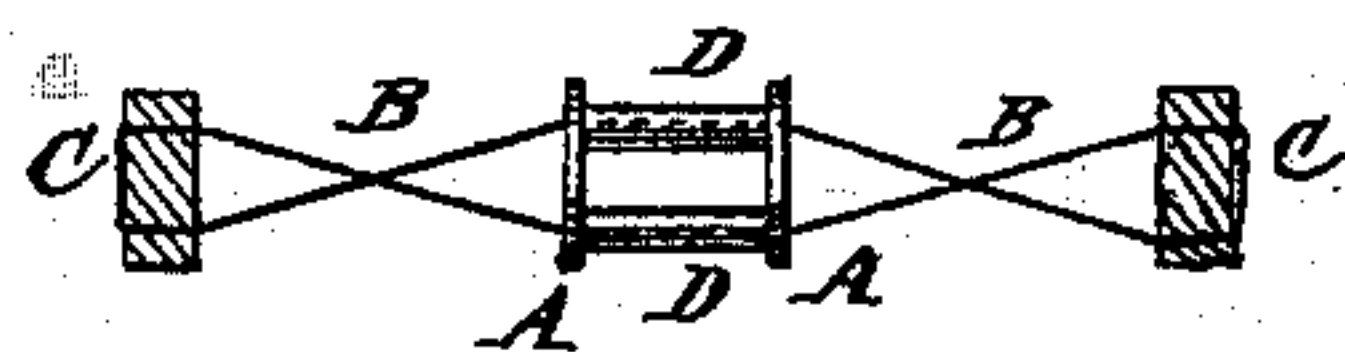


Fig. 3



Witnesses.

A. M. Almqvist  
C. E. Quirk

Inventor.

F. A. Bancker  
Per *Munroe*  
Attorneys.



# UNITED STATES PATENT OFFICE.

FREDERICK A. BANCKER, OF NEW YORK, N. Y.

## IMPROVEMENT IN TOY GYMNASTS.

Specification forming part of Letters Patent No. **144,651**, dated November 18, 1873; application filed September 27, 1873.

*To all whom it may concern:*

Be it known that I, FREDERICK A. BANCKER, of the city, county, and State of New York, have invented a new and useful Improvement in Toy Gymnast, of which the following is a specification:

Figure 1 is a front view of my improved toy gymnast. Fig. 2 is a side view of the same; and Fig. 3 is a detail section taken through the line *x x*, Fig. 1.

The invention will first be fully described, and then pointed out in the claim.

A is the gymnast, which is made of thick paper or pasteboard, and consists of a body having legs and arms pivoted to it. The hands of the gymnast are placed parallel to each other at a little distance apart, and are attached to two cords, B, which are crossed upon each side of the said hands, and are attached to the ends of the bars C. The hands of the gymnast are kept at the proper distance apart by two short tubes, D, interposed between said hands, and through which the cords

B pass. One bar, B, is curved, and projects downward into a handle. The other bar, C, is also curved, and its lower end terminates in a curved thumb-piece, which enters and is pivoted in a groove in the upper part of the handle of the other bar, C.

By this construction, by pressing the thumb-piece so as to spread the upper ends of the bars C apart, the gymnast will be made to dance or to turn over, according to the amount of pressure applied to said thumb-piece.

Having thus described my invention, I claim as new and desire to secure by Letters Patent—

The gymnast A, having pivoted legs and arms, the former with end hook on each foot, and the latter attached to cross-cords B B, in combination with the tubes D and pivoted bars C C, as and for the purpose described.

FREDERICK A. BANCKER.

Witnesses:

JAMES T. GRAHAM,  
ALEX. F. ROBERTS.