

J. H. CATERSON.
Card Mounts.

No. 143,878.

Patented Oct. 21, 1873.

FIG. 1.

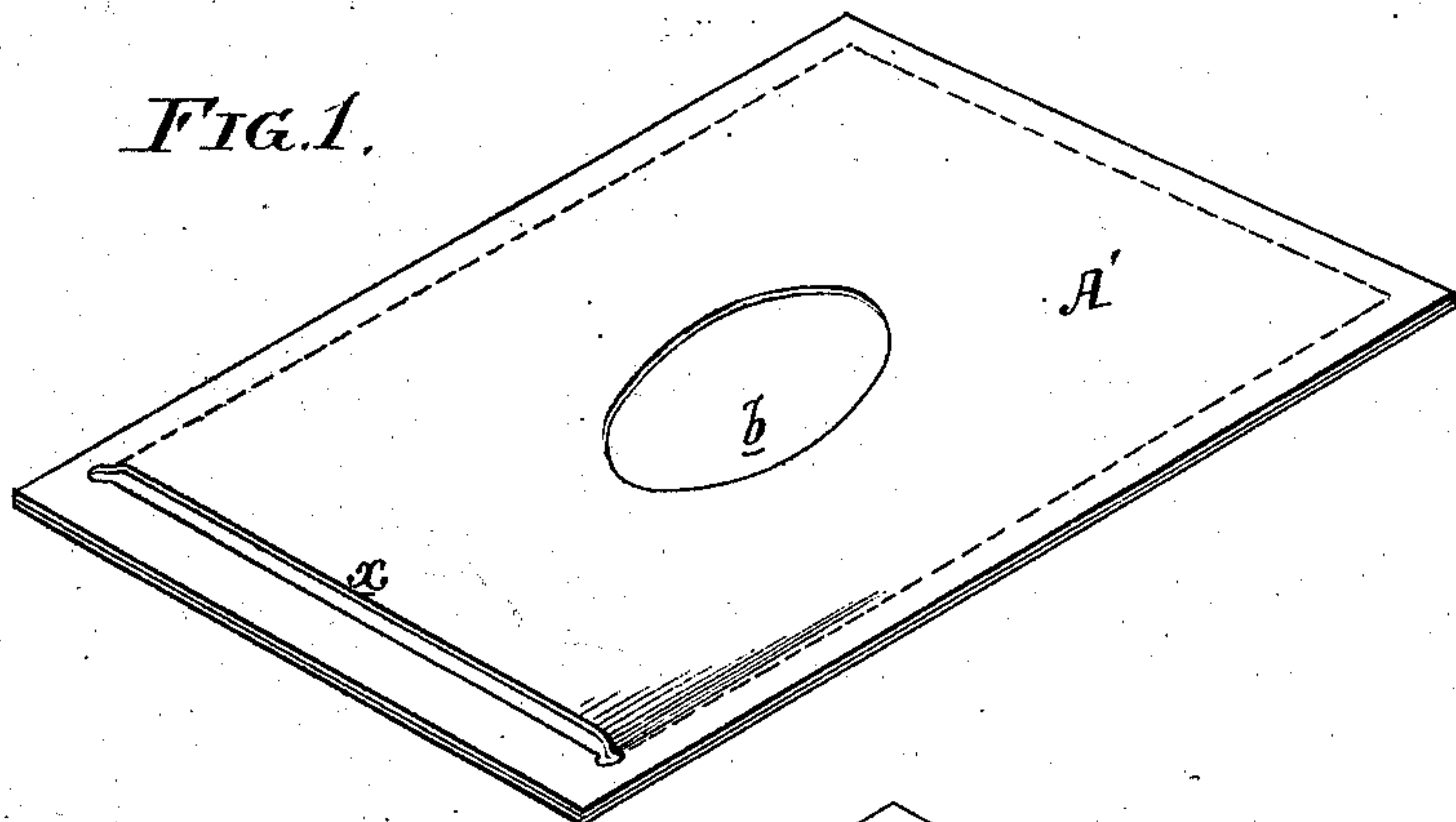


FIG. 2.

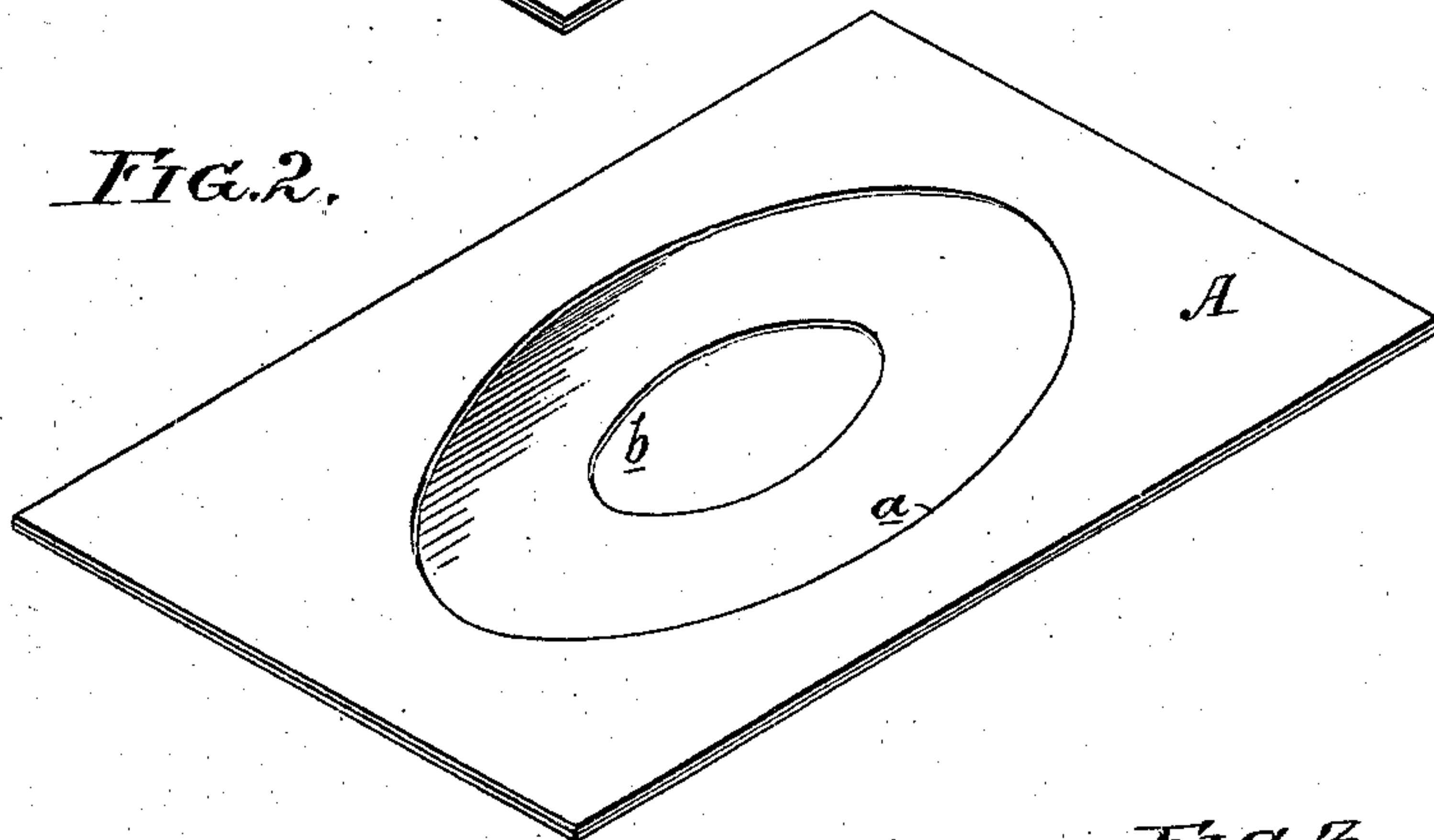
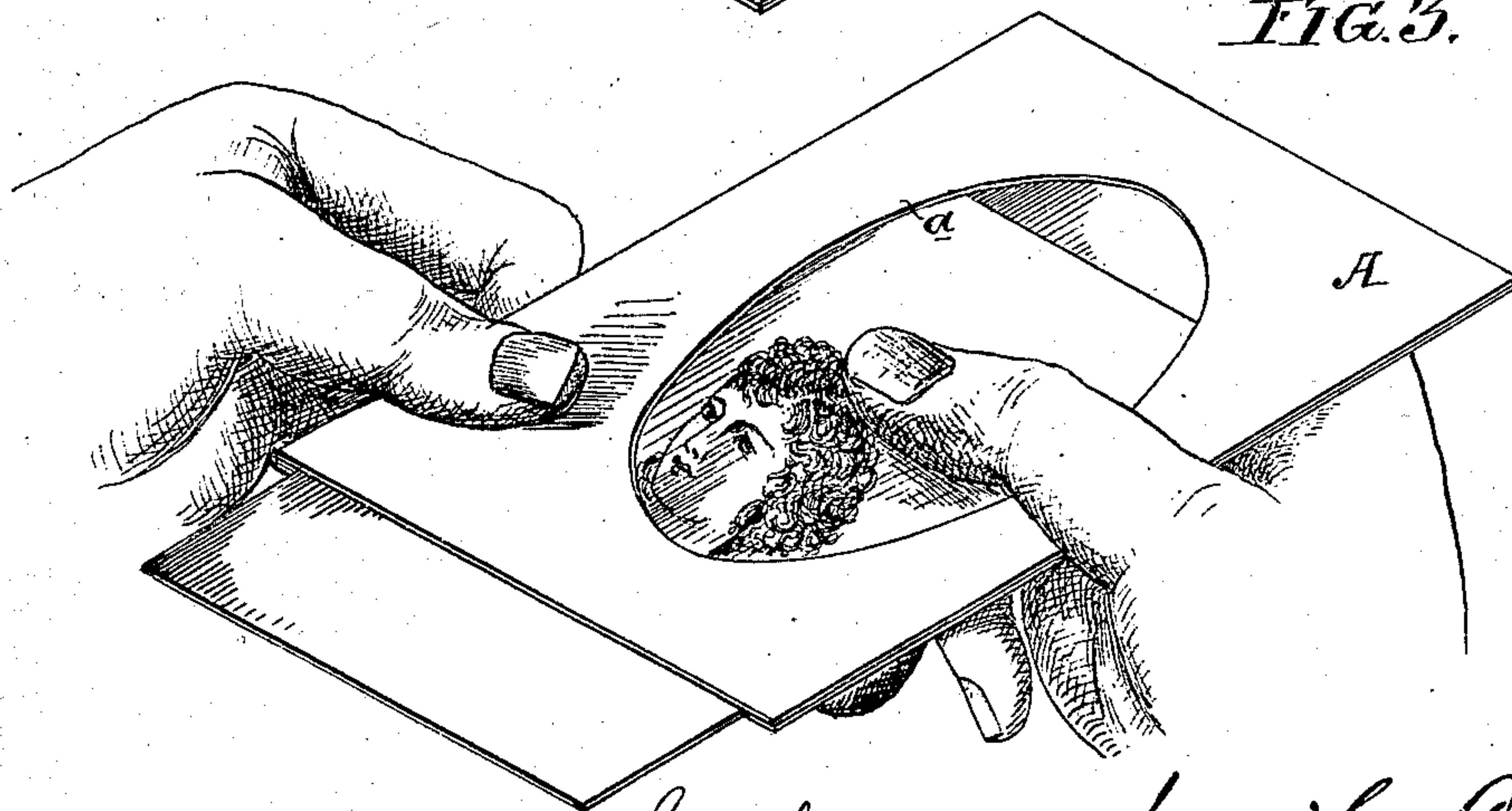


FIG. 3.



Witnesses, Harry Smith
Thomas McIlwain

Jas. H. Caterson
by his Atty.
Haven and Son

UNITED STATES PATENT OFFICE.

JAMES H. CATERSON, OF PHILADELPHIA, PENNSYLVANIA.

IMPROVEMENT IN CARD-MOUNTS.

Specification forming part of Letters Patent No. 143,878, dated October 21, 1873; application filed March 20, 1873.

To all whom it may concern:

Be it known that I, JAMES H. CATERSON, of Philadelphia, Pennsylvania, have invented an Improved Card-Mount, of which the following is a specification:

The object of my invention is to make a card-mount in which the picture can be readily and accurately centered, and which will serve both to protect the picture and impart an attractive finish to the same.

I attain this object by making the card-mount in the manner illustrated in the inverted perspective view, Figure 1, and the top perspective view, Fig. 2, of the accompanying drawing.

The mount is made of two pieces, A and A', of card-board or comparatively thick paper, pasted together at all four edges to an extent shown by dotted lines, so as to form between the two pieces a pocket for the reception of the ferrotype or other picture, which is introduced through a transverse incision, *x*, in the rear portion A' of the mount. The front portion A has an opening, *a*, of appropriate form and dimensions, for displaying the picture to advantage; and the border of this opening—in fact, the whole front face of the mount—may be ornamented with such designs as the taste of the manufacturer may suggest. The rear portion A' of the mount has an opening, *b*, large enough to admit and allow a slight move-

ment of the finger, so that, after the picture has been introduced into the mount, the latter can be held in one hand, while, with the finger and thumb of the other hand, the picture can be readily adjusted, in a manner which will be readily understood by reference to Fig. 3, to accord with the opening *a*, and to whatever ornamentation there may be on the face of the mount.

It is important that the slot *x* be in the rear portion A', for, if in the front portion, it would disfigure the mount and render it unserviceable for albums.

I claim as my invention—

1. A card-mount consisting of the rear portion A', having a slot, *x*, for admitting the picture, and the front portion A, which has an opening for the exhibition of the picture, and which conceals the said slot, all as set forth.

2. The said card-mount, having an opening, *a*, for the display of the picture in its front portion, and an opening, *b*, in the rear portion for the adjustment of the picture, as specified.

In testimony whereof I have signed my name to this specification in the presence of two subscribing witnesses.

JAS. H. CATERSON.

Witnesses:

WM. A. STEEL,
HUBERT HOWSON.