

J. BENNOR.
Sewing-Machine Tables.

No. 143,742.

Patented Oct. 21, 1873.

FIG. 1

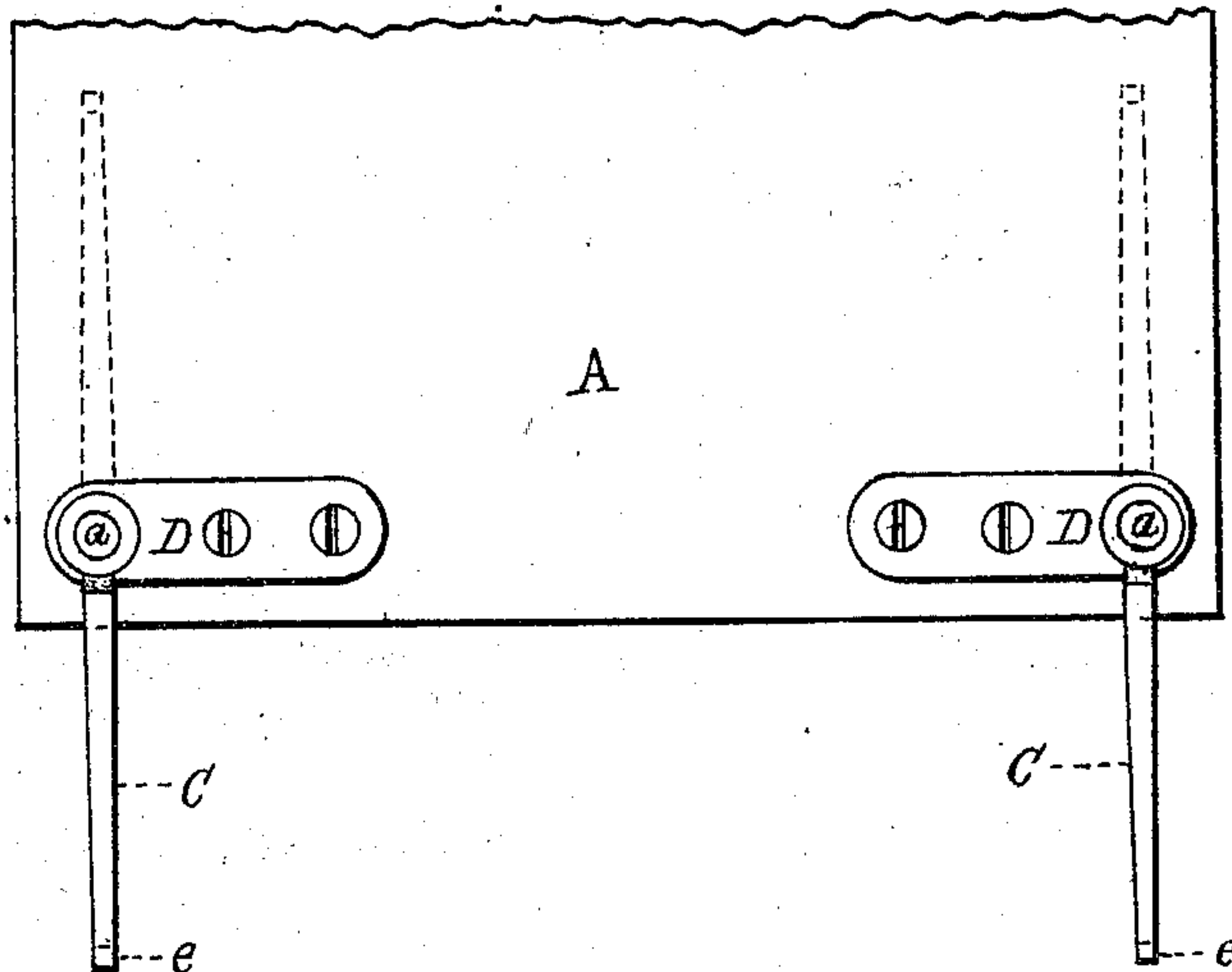


FIG. 2


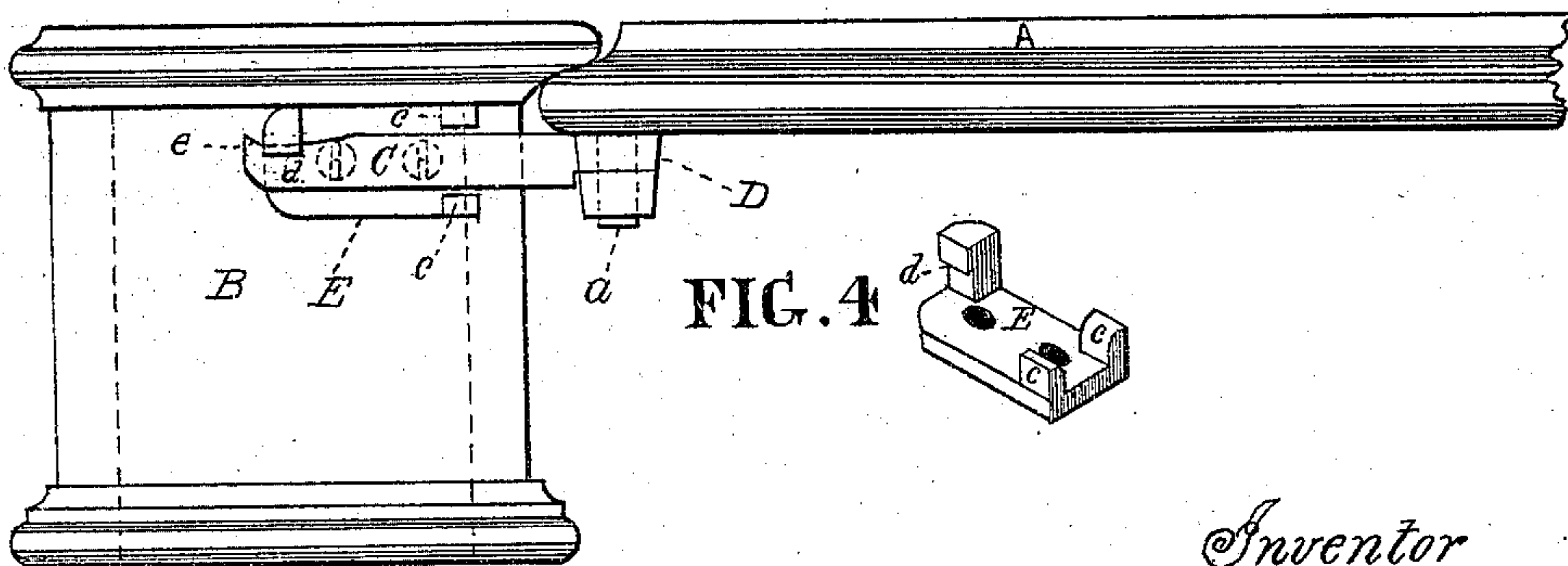


FIG. 3



Witnesses
Thomas P. Dewley.
Isaac Rindge

Inventor
Joseph Bennor
By His Attorney
Stephen N. Stick

UNITED STATES PATENT OFFICE

JOSEPH BENNOR, OF PHILADELPHIA, PENNSYLVANIA, ASSIGNOR TO
NESBITT D. STOOPS AND JOHN B. MYERS.

IMPROVEMENT IN SEWING-MACHINE TABLES.

Specification forming part of Letters Patent No. **143,742**, dated October 21, 1873; application filed
August 27, 1873.

To all whom it may concern:

Be it known that I, JOSEPH BENNOR, of the city of Philadelphia and State of Pennsylvania, have invented an Improvement in Extension-Tables for Sewing-Machines, of which the following is a specification:

My invention consists of swinging arms connected with the lower side of the table-top at one end thereof, so constructed and arranged as to admit of being swung beneath the top of the table when not in use, and to be swung forward to receive the cover when it is used as an extension, in combination with side plates secured to the ends of the cover, as herein-after fully described.

Figure 1 is a reversed-plan view of one end of the table-top A, provided with swinging arms C C. Fig. 2 is a side elevation of the cover B. Fig. 3 is an end elevation of the same, in connection with the top A. Fig. 4 is an isometrical view of one of the side plates E.

Like letters of reference in all the figures indicate the same parts.

A is the table-top of a sewing-machine, and B the cover. C C are arms hung on the pins *a a* of the brackets D D, which are shown fastened on the lower side of the top A by means of screws, but which may be fastened to the leg of the sewing-machine table low enough

down to swing beneath the cover to support the same, the arms being long enough for the hooks on their ends to engage with the molding of the cover. The arms are swung forward, as seen by full lines in Fig. 1, to support the cover in its place, and when the latter is removed to cover the machine they are swung out of the way, as represented by dotted lines. There is confined on each end of the cover B a plate, E, with which the arms are engaged, the latter being brought between the lugs *c c* of the plate and the hooks *d d* on their front ends, locked in the hooks *e e* of the arms, as seen in Fig. 3, whereby the cover is held firmly as an extension of the top A. The hooks on the lugs *e e* of the plates E E may be dispensed with by swinging the arms into stops or notches when brought parallel with the ends of the cover.

I claim as my invention—

The combination of the swinging arms C C, brackets D D, and plates E E, with the table-top A and the ends of the cover B, substantially in the manner and for the purpose above described.

JOSEPH BENNOR.

Witnesses:

THOMAS J. BEWLEY,
STEPHEN USTICK.