

S. I. ANDERSON, P. WALDEN & E. P. MORE.

Sash-Holders.

No. 143,655.

Patented Oct. 14, 1873.

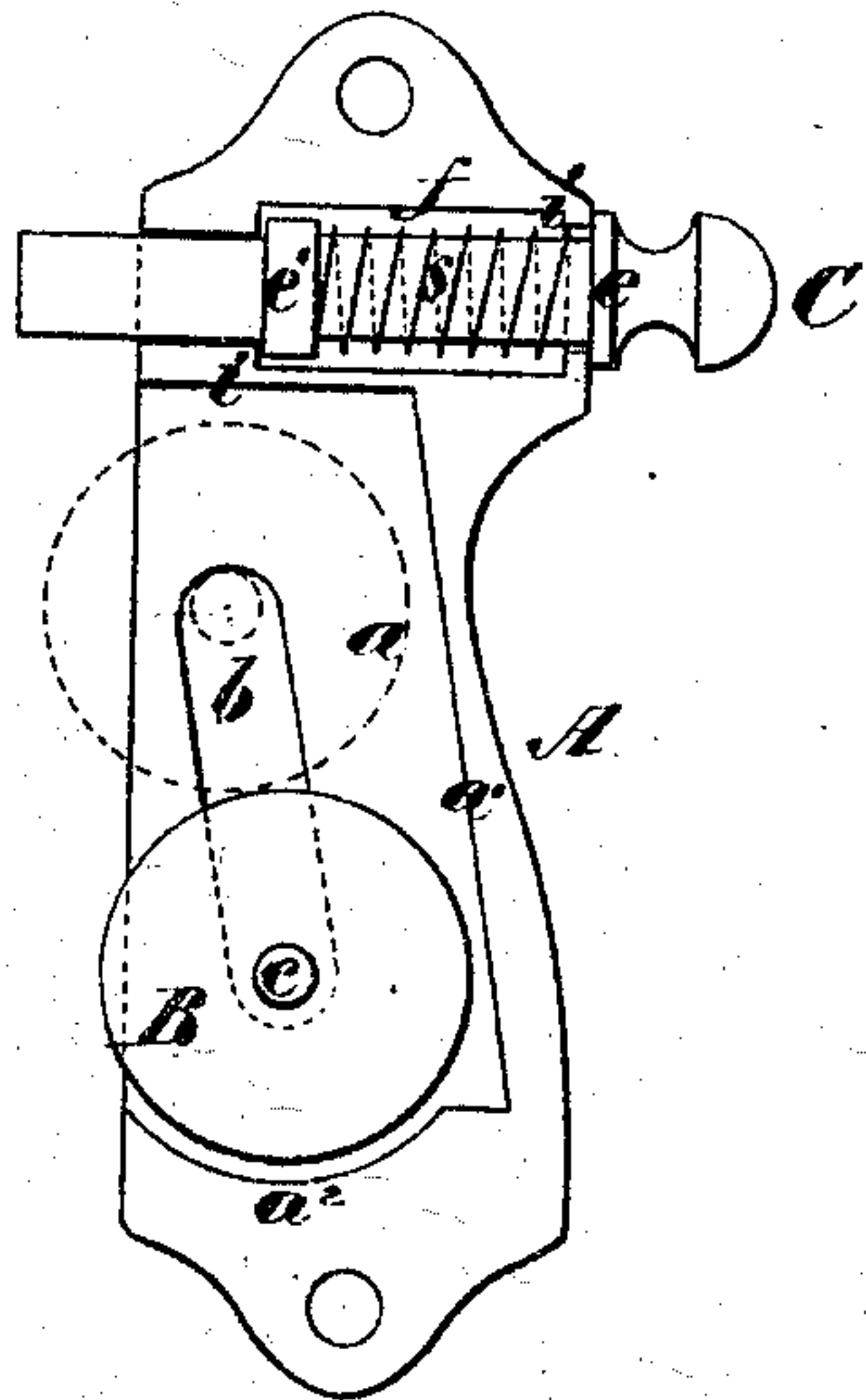


Fig. 1.

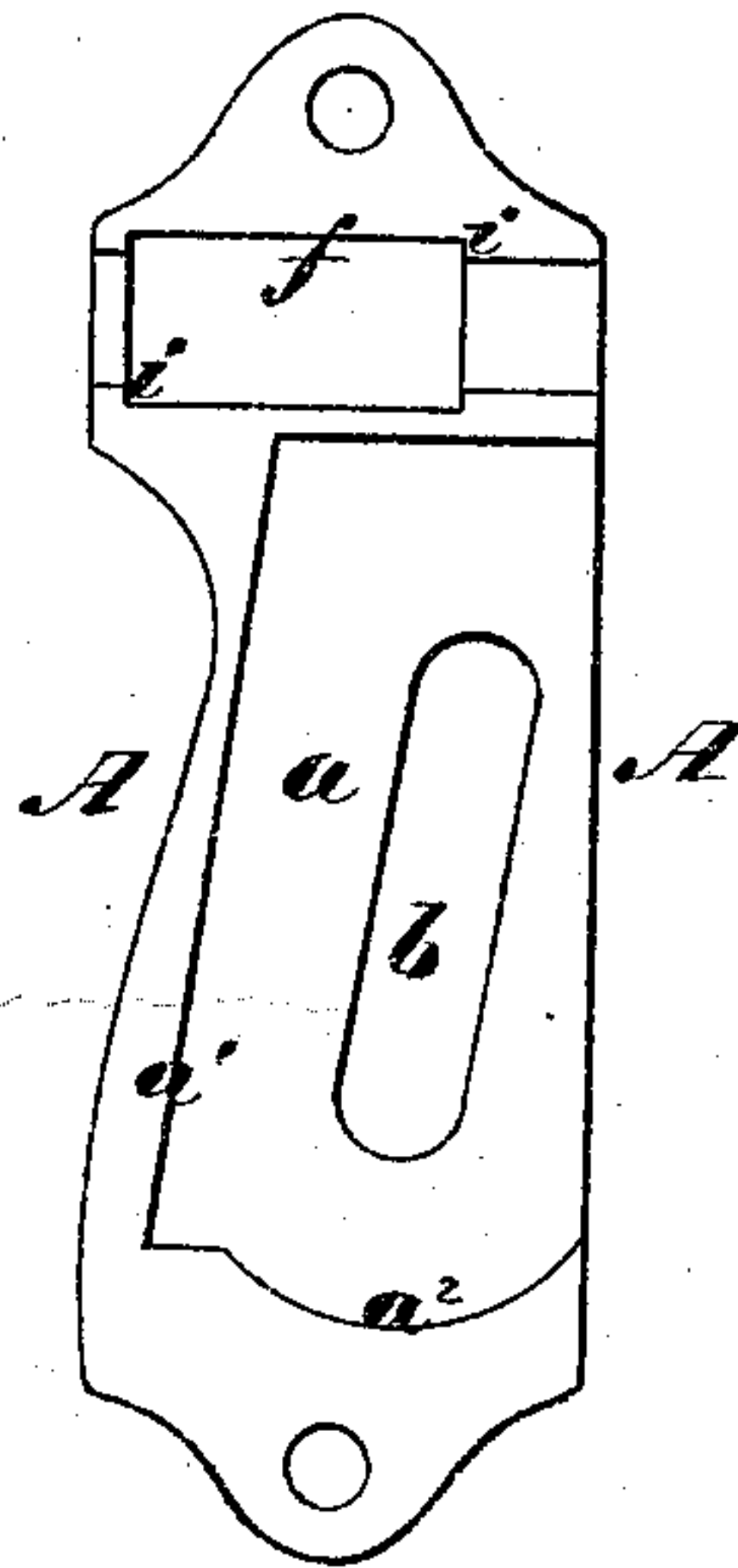


Fig. 2.

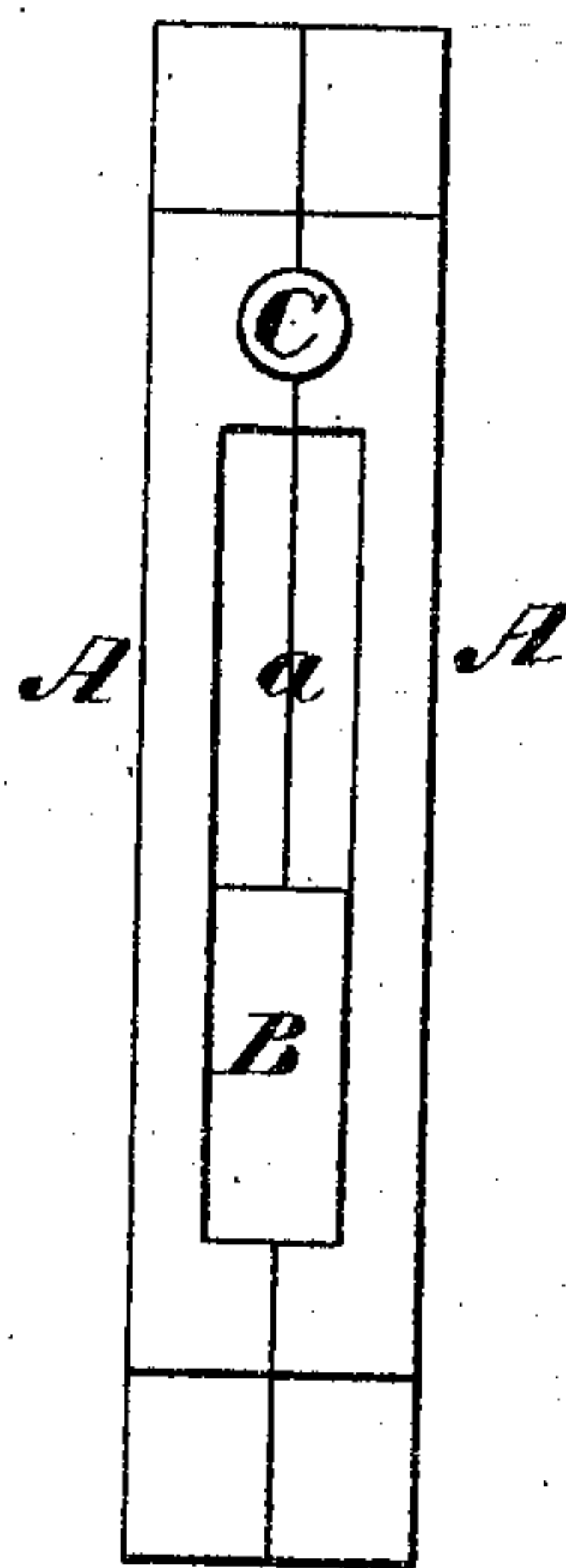


Fig. 3.

Witnesses.

Mary J. Utley.  
Phil. C. Masi.

Inventors.

Sam<sup>l</sup> I. Anderson.  
Philo Walden  
E. P. More  
Chipman & Forman & Co.  
Attys

# UNITED STATES PATENT OFFICE.

SAMUEL I. ANDERSON, PHILO WALDEN, AND EZEKIEL P. MORE, OF WEST EATON, NEW YORK.

## IMPROVEMENT IN SASH-HOLDERS.

Specification forming part of Letters Patent No. 143,655, dated October 14, 1873; application filed September 20, 1873.

*To all whom it may concern:*

Be it known that we, S. I. ANDERSON, PHILO WALDEN, and E. P. MORE, of West Eaton, in the county of Madison and State of New York, have invented a new and valuable Improvement in Window-Fasteners, &c.; and we do hereby declare that the following is a full, clear, and exact description of the construction and operation of the same, reference being had to the annexed drawings, making a part of this specification, and to the letters and figures of reference marked thereon.

Figure 1 of the drawings is a representation of our sash holder and set with side plate removed. Fig. 2 is a view of one of these plates. Fig. 3 is an end view or front view of same.

This invention relates to combined window stops and fasteners, wherein a spring-bolt and a friction-wheel are applied in the same frame, the spring-bolt serving to lock the window-sash down, and the friction-wheel serving as a means for holding the sash at different points when raised. The nature of our invention consists in a two-part frame, which can be readily cast in molds, and which is adapted to receive and keep in place a spring-bolt and vertically-movable friction-wheel, as will be hereinafter explained.

The following is a description of our improvement:

In the drawing, A A represent the two halves of our improved frame, and B is a friction-wheel, which is applied in a recess, *a*, made in this frame below a spring-bolt, C. The back of the recess *a* presents an inclined surface, *a*<sup>1</sup>, and the lower end of this recess presents a concave seat, *a*<sup>2</sup>. In the side walls of the recess *a* grooves *b b* are made, which are parallel to the inclined surface *a*<sup>1</sup>, as shown in Figs. 1 and 2. The friction-wheel B is formed upon an axis, *c*, the ends of which play loosely in the inclined grooves *b b*, and allow the wheel to roll up and down in its recess. The

axis *c* also keeps the wheel B in its recess. This wheel B is preferably made of india-rubber, with its periphery serrated or scored; but it may be made of any other material which will afford the required friction and elasticity. Above the recess *a* a circular hole, *f*, is made through the frame A A, presenting interiorly two shoulders, *i i*. This hole receives a bolt, C, around which is coiled a spring, *s*, which spring is confined between a collar, *e*<sup>1</sup>, on bolt C, and one of the shoulders *i* in the hole *f*. (Shown in Fig. 1.) When the bolt and the wheel are adjusted in their places in one part of the frame, the other part is applied thereon and secured by means of screws. The device is then ready to be applied to a window-sash. The bolt C is intended for securing the sash when it is down, and the wheel B is intended for holding the sash at any desired height by the friction and binding action which this wheel affords on the window-frame. During the act of raising the sash the wheel B remains upon its seat *a*<sup>2</sup>, and offers no resistance; but when the sash is released the wheel will rise in its recess, and at the same time be forced outward by the inclined surface *a*<sup>1</sup>.

What we claim as new, and desire to secure by Letters Patent, is—

The two-part frame A A, constructed with a recess, *a*, an inclined back, *a*<sup>1</sup>, seat *a*<sup>2</sup>, and inclined grooves *b b*, adapted to receive the friction-wheel B and its axis *c*, in combination with the shouldered hole *f* for receiving the spring-bolt C, as herein described and shown.

In testimony that we claim the above we have hereunto subscribed our names in the presence of two witnesses.

SAMUEL I. ANDERSON.  
PHILO WALDEN.  
EZEKIEL P. MORE.

Witnesses:

E. S. CARD,  
C. W. HATCH.