

MARY H. HUNTINGTON.

Cosmetic Bottles.

No. 143,627.

Patented Oct. 14, 1873.

Fig. 1.

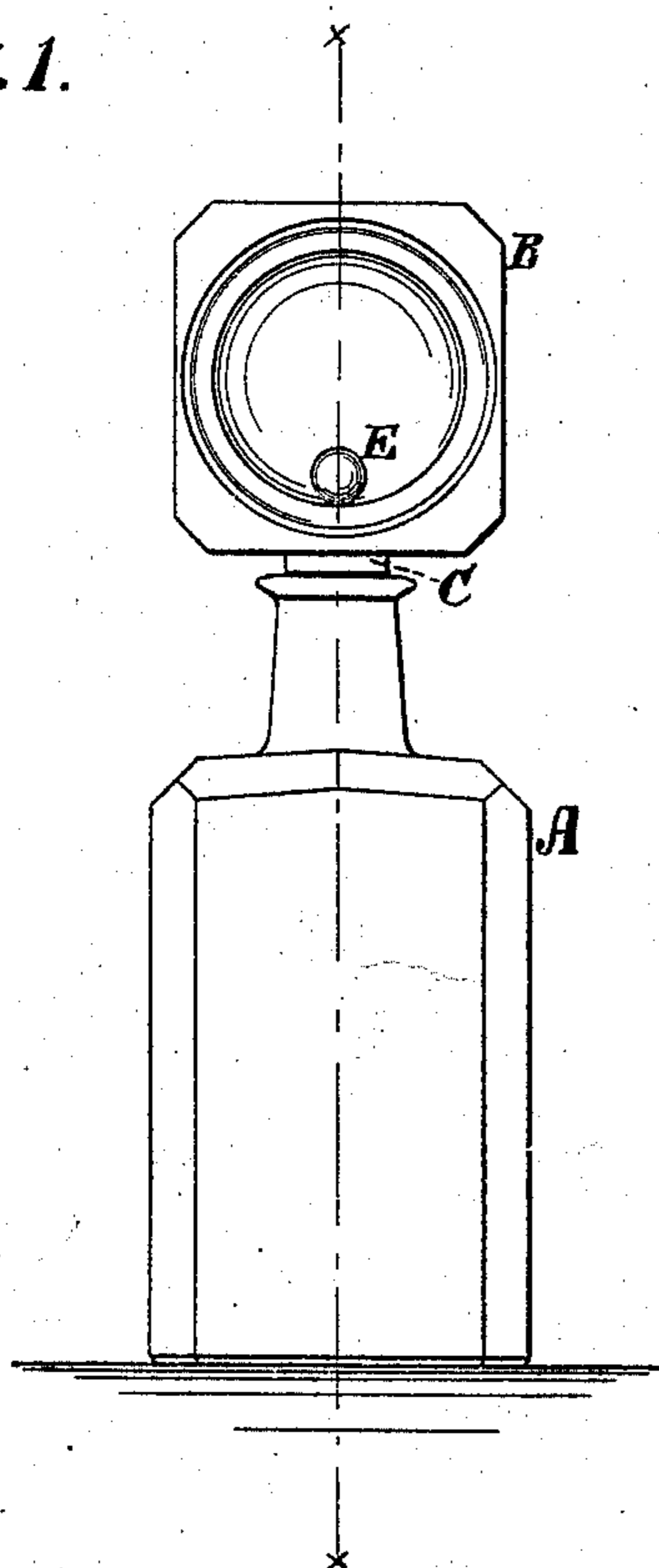


Fig. 2.

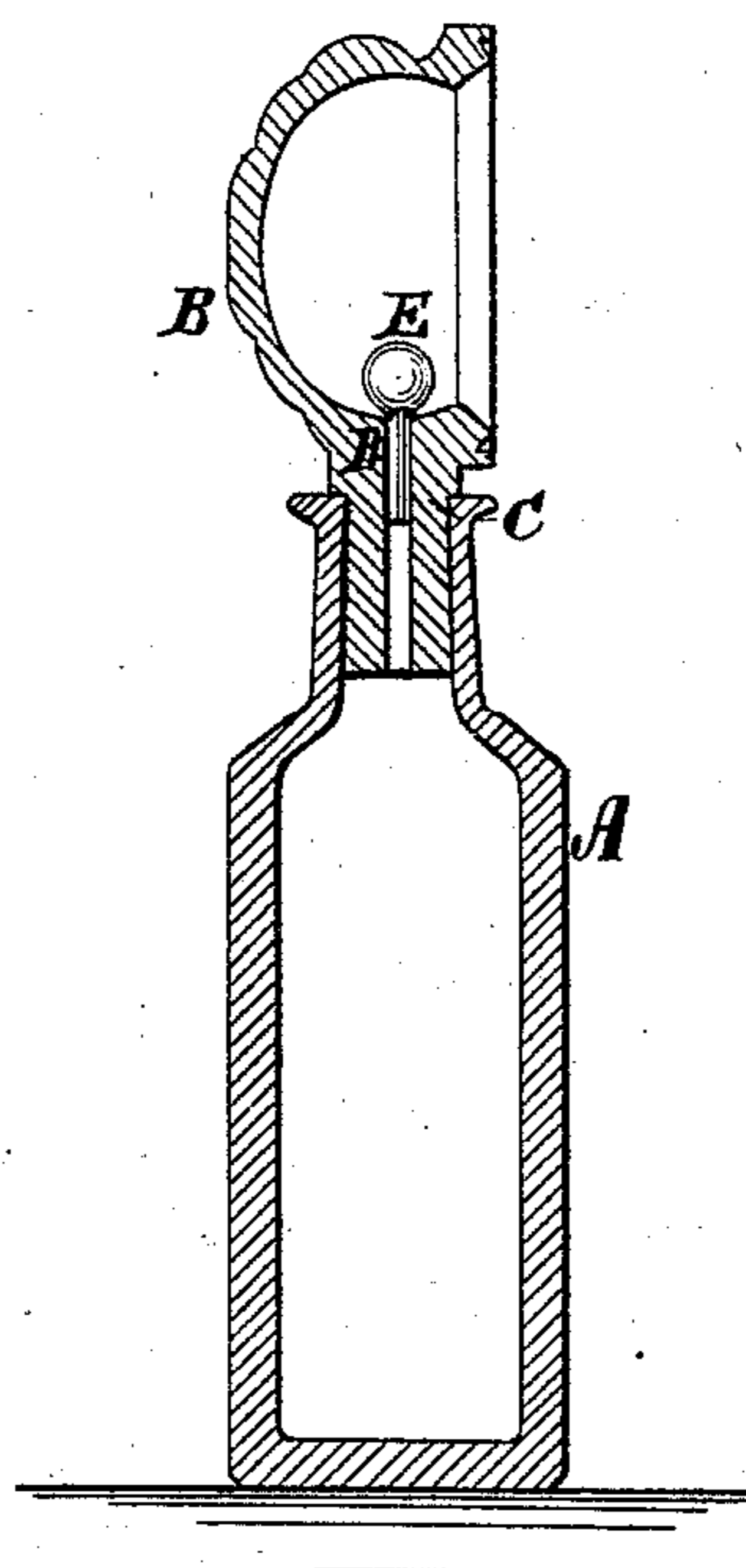
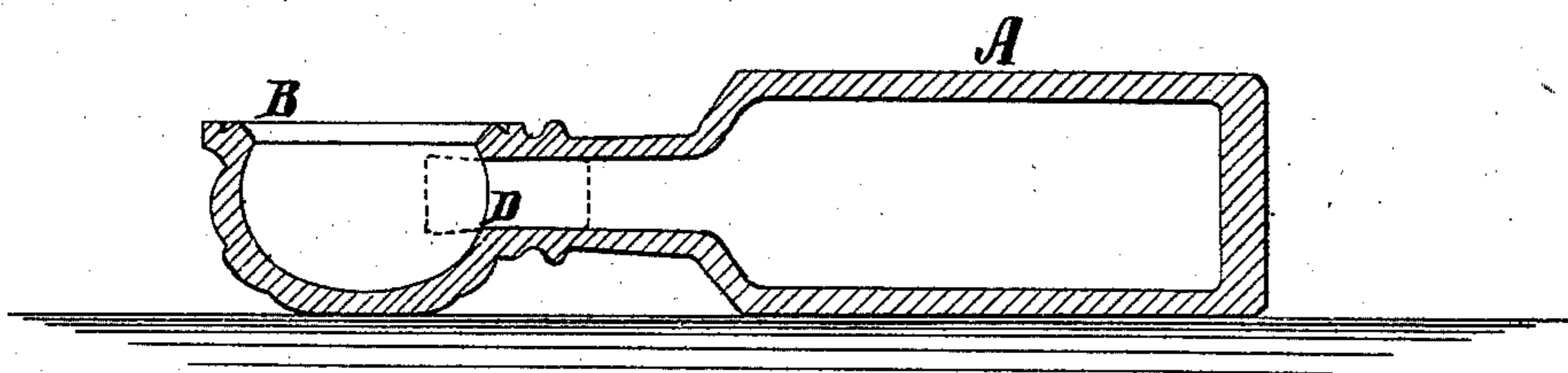


Fig. 3.



Witnesses:

A Benneckenndorf.
Sturges

Inventor:

Mary H. Huntington
Per *Munnell*
Attorneys.

UNITED STATES PATENT OFFICE.

MARY H. HUNTINGTON, OF WATERTOWN, NEW YORK.

IMPROVEMENT IN COSMETIC-BOTTLES.

Specification forming part of Letters Patent No. **143,627**, dated October 14, 1873; application filed September 27, 1873.

To all whom it may concern:

Be it known that I, MARY H. HUNTINGTON, of Watertown, in the county of Jefferson and State of New York, have invented a new and Improved Cosmetic-Bottle, of which the following is a specification:

My invention consists of a cup on the top of the bottle or on the stopper, so arranged that some of the contents of the bottle will flow into it when the bottle is laid on one side, and be held conveniently to be taken up by a sponge, brush, or other article for use, and the remainder will flow back into the bottle again when it is placed upright. The object is to avoid the use of a separate cup and the waste attending it, as in the present mode of using cosmetics, which is necessitated for want of a better way.

Figure 1 is a front elevation of a bottle with a cup attached to the stopper. Fig. 2 is a sectional elevation taken on the line *xx* of Fig. 1. Fig. 3 is a sectional elevation of a bottle with the cup formed on the top of it, the bottle being laid on the side as when the cup is to be used.

Similar letters of reference indicate corresponding parts.

A is the bottle, and B the cup. Said cup is

formed on the side of either the stopper C, as in Figs. 1 and 2, or the bottle itself, as in Fig. 3, and it has a passage, D, through its lower side, communicating with the interior of the bottle either through the neck of the bottle or the stopper, so that when the bottle is laid down on its side, with the cup upright, the liquid in the bottle, or a portion of it, will flow into the cup, where a sponge, brush, or other article to be used for applying it, can be readily put into the cup to get it, and what is not used will run back into the bottle without waste. A small stopper, E, will be fitted in the passage D to keep it closed, except when the liquid is to be used.

Having thus described my invention, I claim as new and desire to secure by Letters Patent—

The combination of a cup, B, with a bottle or its stopper, having connection with the bottle, so as to receive and hold some of the contents of the bottle when the latter is placed on its side, and to return it to the bottle again when placed upright, substantially as specified.

MARY H. HUNTINGTON.

Witnesses:

A. P. THAYER,
T. B. MOSHER.