

F. LEHNEN.  
Folding Camp Bakers.

No. 143,288.

Patented September 30, 1873.

Fig. 1.

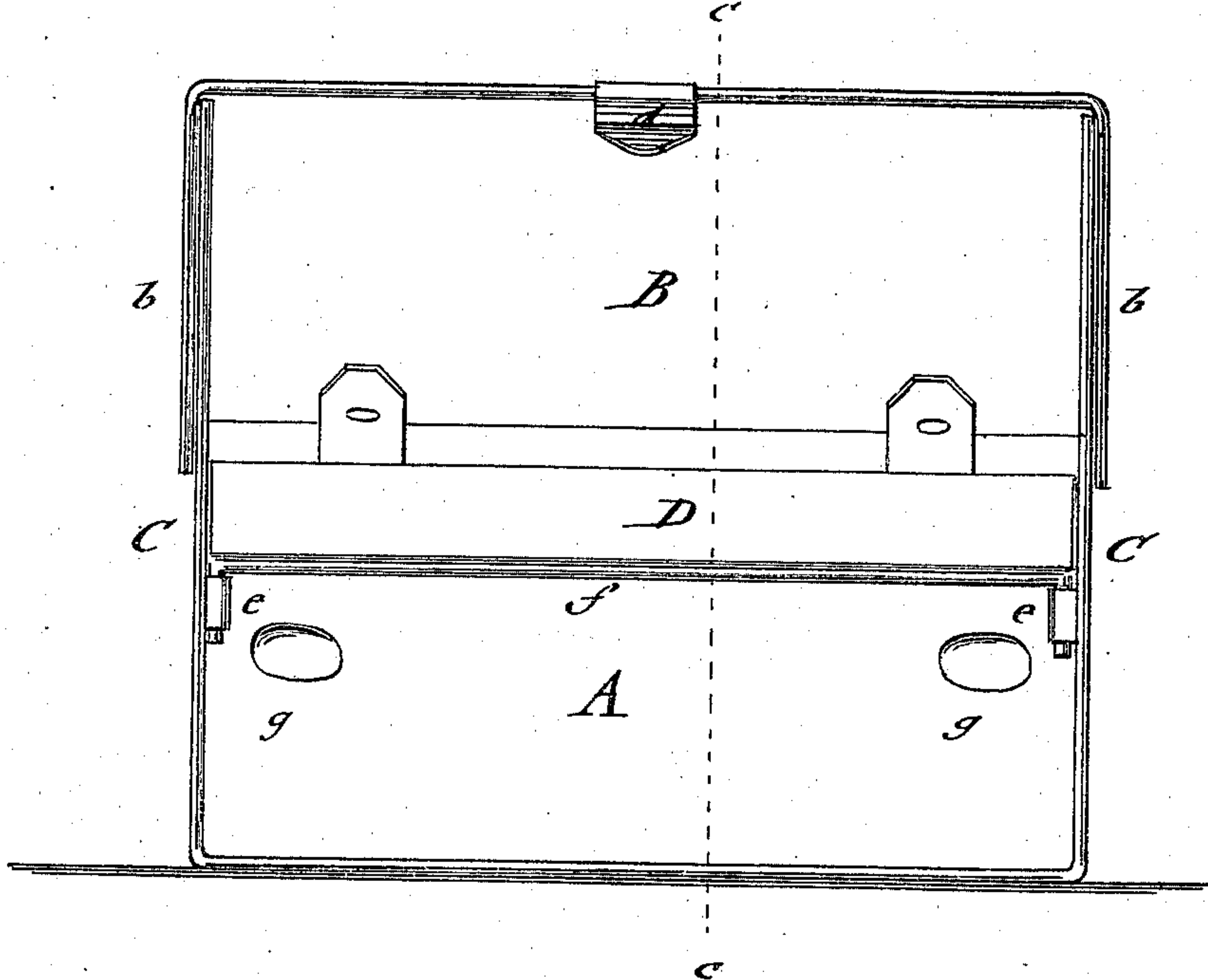


Fig. 3.

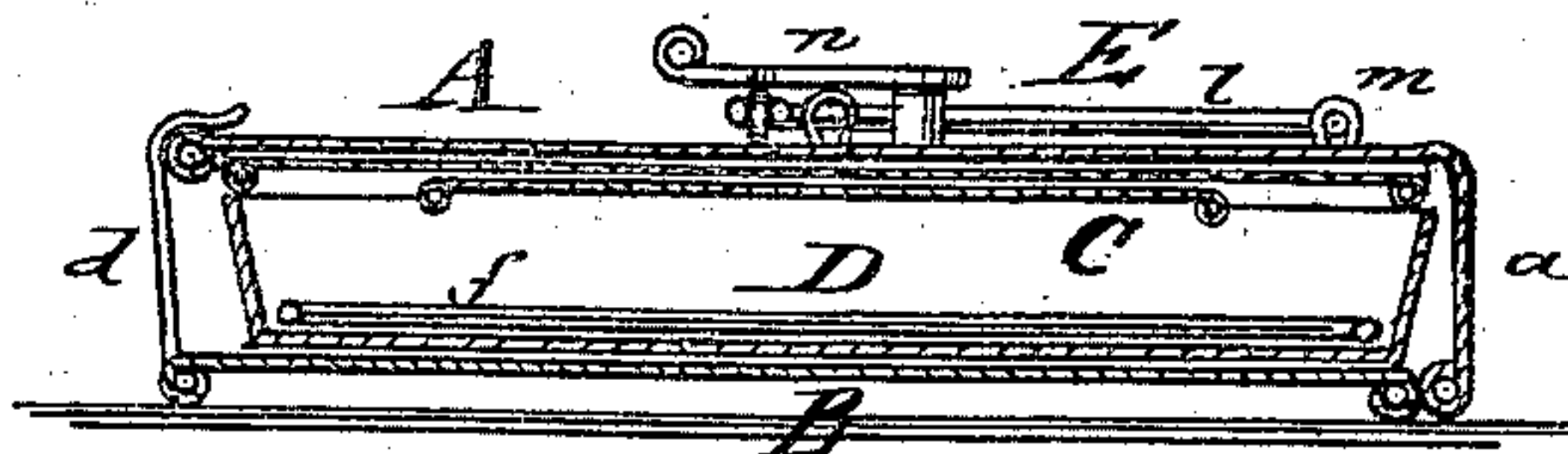
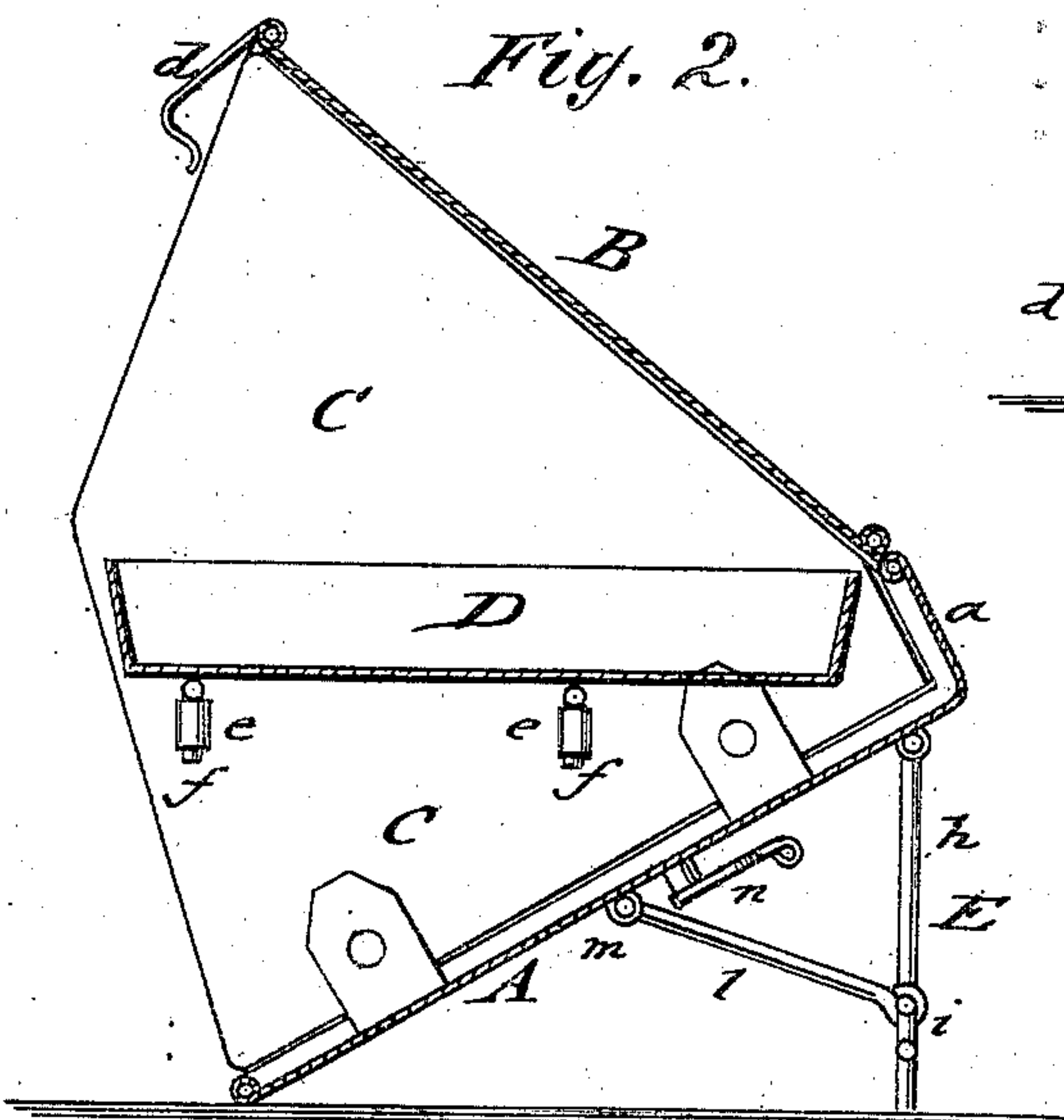


Fig. 2.



Witnesses:

E. Wolff.  
Dequiere

Inventor:

F. Lehnen

Per

Munnell  
Attorneys.

# UNITED STATES PATENT OFFICE.

FREDERICK LEHNEN, OF MARQUETTE, MICHIGAN.

## IMPROVEMENT IN FOLDING CAMP-BAKERS.

Specification forming part of Letters Patent No. **143,288**, dated September 30, 1873; application filed June 21, 1873.

*To all whom it may concern:*

Be it known that I, FREDERICK LEHNEN, of Marquette, in the county of Marquette and State of Michigan, have invented a new and Improved Folding Camp-Baker, of which the following is a specification:

In the accompanying drawing, Figure 1 represents a front view of my improved folding camp-baker as opened and placed toward the fire; Fig. 2, a vertical transverse section of the same on the line *c c*, Fig. 1; and Fig. 3, a vertical transverse section of the baker folded up.

Similar letters of reference indicate corresponding parts.

The object of my invention is to provide for the use of surveying parties, expeditions, and others, who are obliged to encamp in the field at some distance from human habitations, an improved baker, which can be readily folded up after use, forming a compact instrument, being at the same time very effective in its operation when placed into position for baking. My invention consists of a main part with two side wings and a top hinged to it, which are arranged and connected by suitable rods for carrying the baking-pan, which is placed in a horizontal position by elevating the main part by means of hinged supports. The main and hinged parts may be folded up so as to incase the pan and lock all the parts safely together.

In the drawing, A represents the main part of the baker, consisting of a rectangular piece, of suitable metal, with a vertical extension, *a*, at the longer side thereof. The top part B, of the same size as main part A, is hinged to the extension *a*, being provided with downward-bent edges *b* along its shorter sides, and a clasp, *d*, hinged centrally to its longer side. The wing-shaped side plates C are hinged to the sides of main plate A, and are by preference in the shape of an irregular pentagon, the two rear sides of which correspond exactly with the extension *a* and the shorter sides of plate B, so that the bent edges *b* bear against them when folded up. Staples *e*, applied at the inside of plates C, carry the connecting-rods or bars *f*, which give a firm support to the plates C. These staples *e* are so arranged at plates

C that the baking-pan D, when placed on rods *f* with the main part B elevated by supporting-frame E, has a horizontal position, and is acted upon by the fire from below, and by reflection of the top and side plates from above. Indentations *g* of the main plate A allow the folding up of side plates C by providing a small space for staples *e*. The supporting-frame E, of wire-rods or other suitable material, is hinged near the rear edge of main plate A and extension *a*. It consists of two legs, *h*, and bridge *i*, which latter is connected by hook *l* to staple *m* at the lower side of main plate A. The frame E is thereby rigidly held in position, and secures a stable and reliable support for the baker. Its height is arranged in such a manner that the baker is elevated, with its rear part resting on its front edge, producing a horizontal position of the baking-pan D. On folding the frame E against part A, it may be held rigidly thereon with hook *l* by clasp *n* closing over them.

To fold the baker, the rods *f* are disconnected from the staple *e*, the side plates B folded down on main plate A, the pan D placed on top plate C with rods *f* diagonally therein, and main plate A brought over it and locked by clasp *d*. The baker forms thereby a convenient box-like case, takes up a small space, and is easily transported.

The different parts are of strong construction, therefore not liable to get out of order, and furnish a practical and advantageous baker for parties encamped out in the fields.

Having thus described my invention, I claim as new and desire to secure by Letters Patent—

1. The folding camp-baker, consisting of main part A, having extension or back *a*, with hinged top and side plates B C, pan D, and supporting-frame E, substantially as and for the purpose described.

2. The main part A, having indentations *g*, staple *m*, and clasp *n*, combined to lock frame E, as described.

FREDERICK LEHNEN.

Witnesses:

GEO. MCALISTER,  
H. J. MOORE.