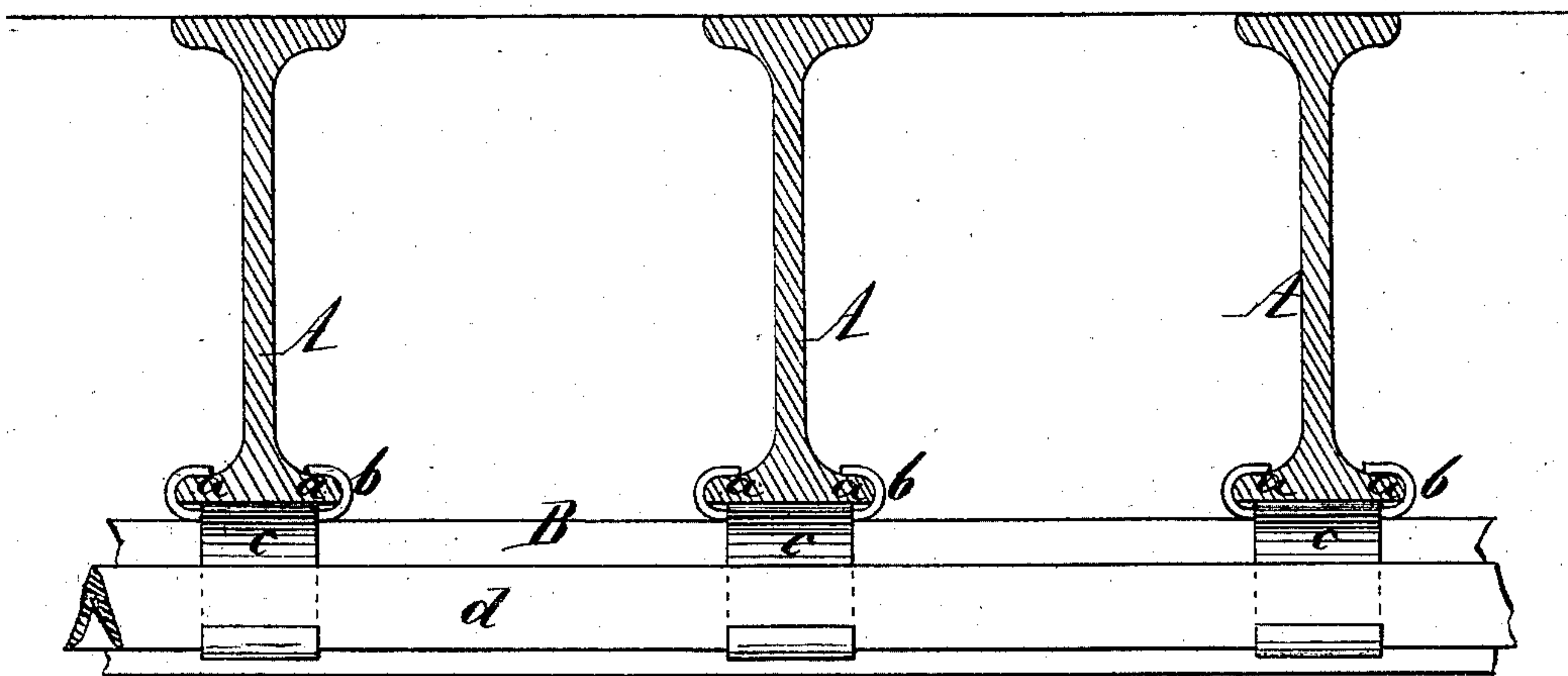


L. A. TARTIERE.  
Fire-Proof Buildings.

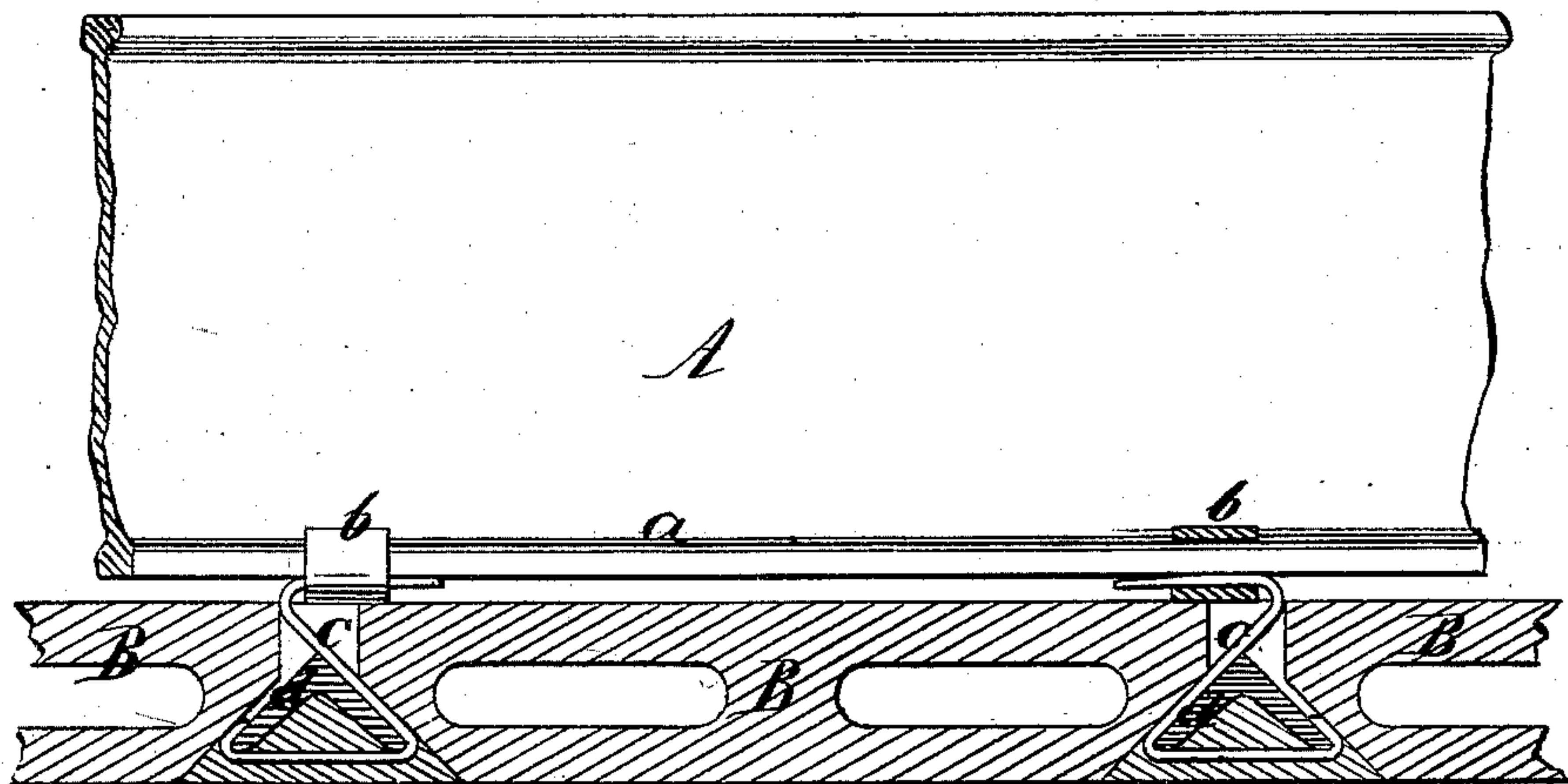
No. 143,196.

Patented September 23, 1873.

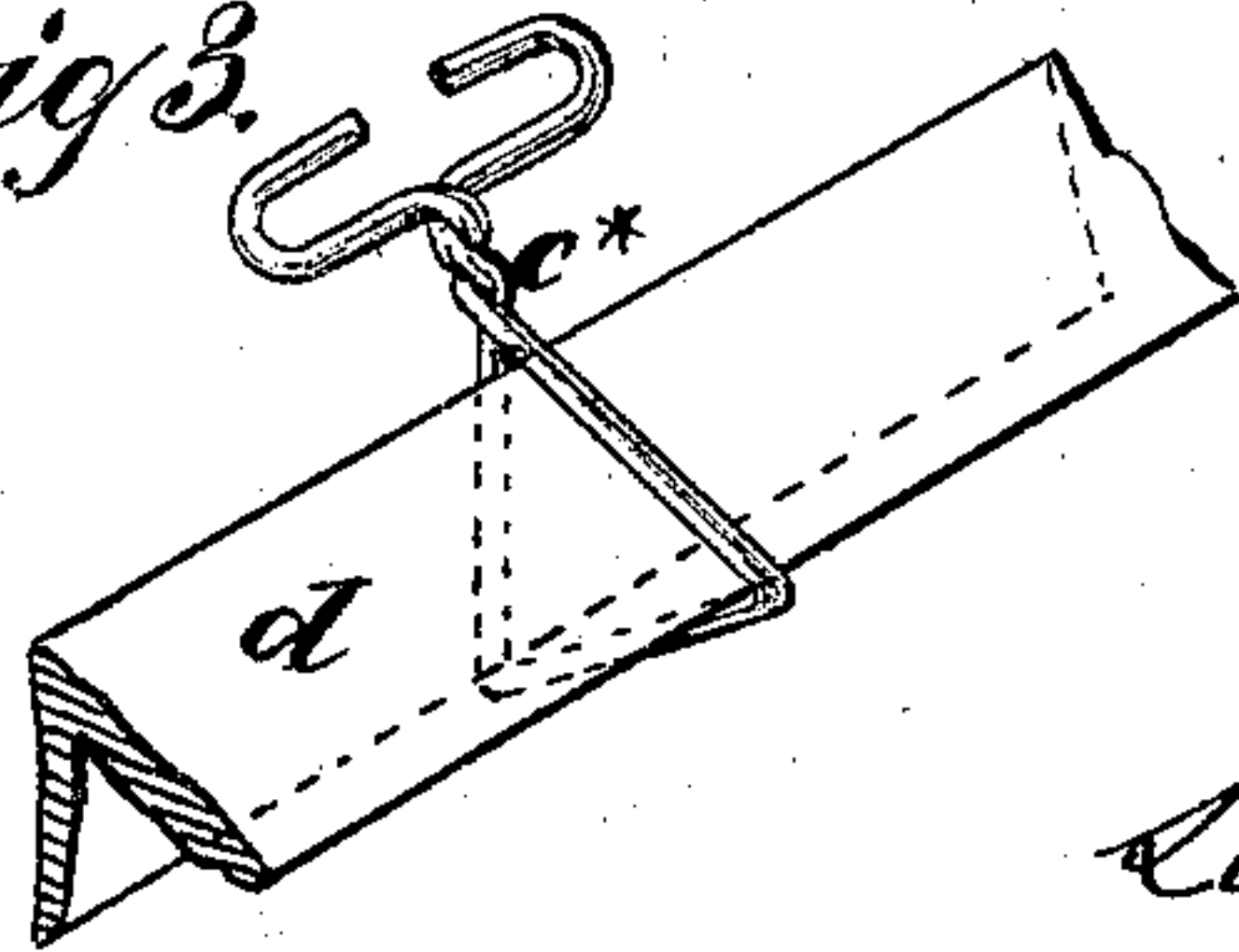
*Fig 1.*



*Fig 2.*



*Fig 3.*



Witnesses:  
Ernst Bilhuber  
Henry Jervino.

Inventor:  
Lucien A. Tartiere  
per  
Van Santvoord, Haaff,  
Attys

# UNITED STATES PATENT OFFICE.

LUCIEN A. TARTIÈRE, OF NEW YORK, N. Y.

## IMPROVEMENT IN FIRE-PROOF BUILDINGS.

Specification forming part of Letters Patent No. **143,196**, dated September 23, 1873; application filed August 28, 1873.

### CASE A.

*To all whom it may concern:*

Be it known that I, LUCIEN A. TARTIÈRE, of the city, county, and State of New York, have invented a new and useful Improvement in Fire-Proof Buildings; and I do hereby declare the following to be a full, clear, and exact description thereof, which will enable those skilled in the art to make and use the same, reference being had to the accompanying drawing, forming part of this specification, in which drawing—

Figure 1 represents a transverse section of my invention. Fig. 2 is a longitudinal section of the same. Fig. 3 is a detached view of the supporting-clamp in a modified form.

Similar letters indicate corresponding parts.

This invention consists in the arrangement of supporting-clamps or hangers, which catch over the bottom flanges of the metallic floor-beams in a building, and which are free to slide on said flanges, in combination with angle-shaped bars of iron, which rest in the hangers and form the abutments for the bricks or tiles composing the ceiling, in such a manner that a flat fire-proof ceiling can be constructed with little trouble or expense, and that said ceiling is not affected by the expansion or contraction of the metallic floor-beams.

In the drawing, the letters A A A designate a series of metallic floor-beams, which are made in the usual form or shape of such beams. Over the bottom flanges *a a* of each of these beams I pass a series of clamps, *b*, made of hoop-iron, or any other suitable material, and so arranged that they can freely slide on said flanges in either direction. In said clamps are secured hook-shaped hangers *c*, (best seen in Fig. 2,) and these hangers serve to support bars *d*, which are by preference rolled of iron, and made angle-shaped, and

which serve to support the filling bricks or tiles B B. These filling tiles are by preference made hollow of artificial stone, and after the same have been adjusted on the supporting-bars *d*, the spaces between them are filled up with cement or plaster paris, or any other suitable material fit to produce an uniform surface with the filling tiles. The hanger *c*, instead of being made detached from the clamp *b*, may be made in one piece with the same, as shown at *c\** in Fig. 3. In this instance the hangers are preferably made of strong iron wire, which is bent and twisted, as shown, so that its upper end can be slipped on the bottom flange of the beam, and its lower end is open to receive the supporting-bar *d*.

By this arrangement the hangers *c* or *c\** are free to accommodate themselves to the expansion or contraction of the metallic floor-beams A, and the ceiling being relieved from all influence of such expansion or contraction is not liable to crack. Furthermore, my ceiling is fire-proof, it can be made light, and it can be readily put up or taken down whenever it should be desirable. The appearance of my ceiling is superior to the ceilings generally made in fire-proof buildings, and it can be finished to suit the taste of the public.

What I claim as new, and desire to secure by Letters Patent, is—

The hangers *b*, *c*, or *c\** catching over the bottom flanges of the floor-beams A, in combination with bars *d*, which support the filling bricks or tiles of a ceiling, substantially in the manner herein shown and described.

LUCIEN A. TARTIÈRE.

Witnesses:

CHAS. WAHLERS,  
W. HAUFF.