

Q. A. SCOTT.

Hand-Trunks and Hat-Boxes.

No. 140,548.

Patented July 1, 1873.

Fig. 1.

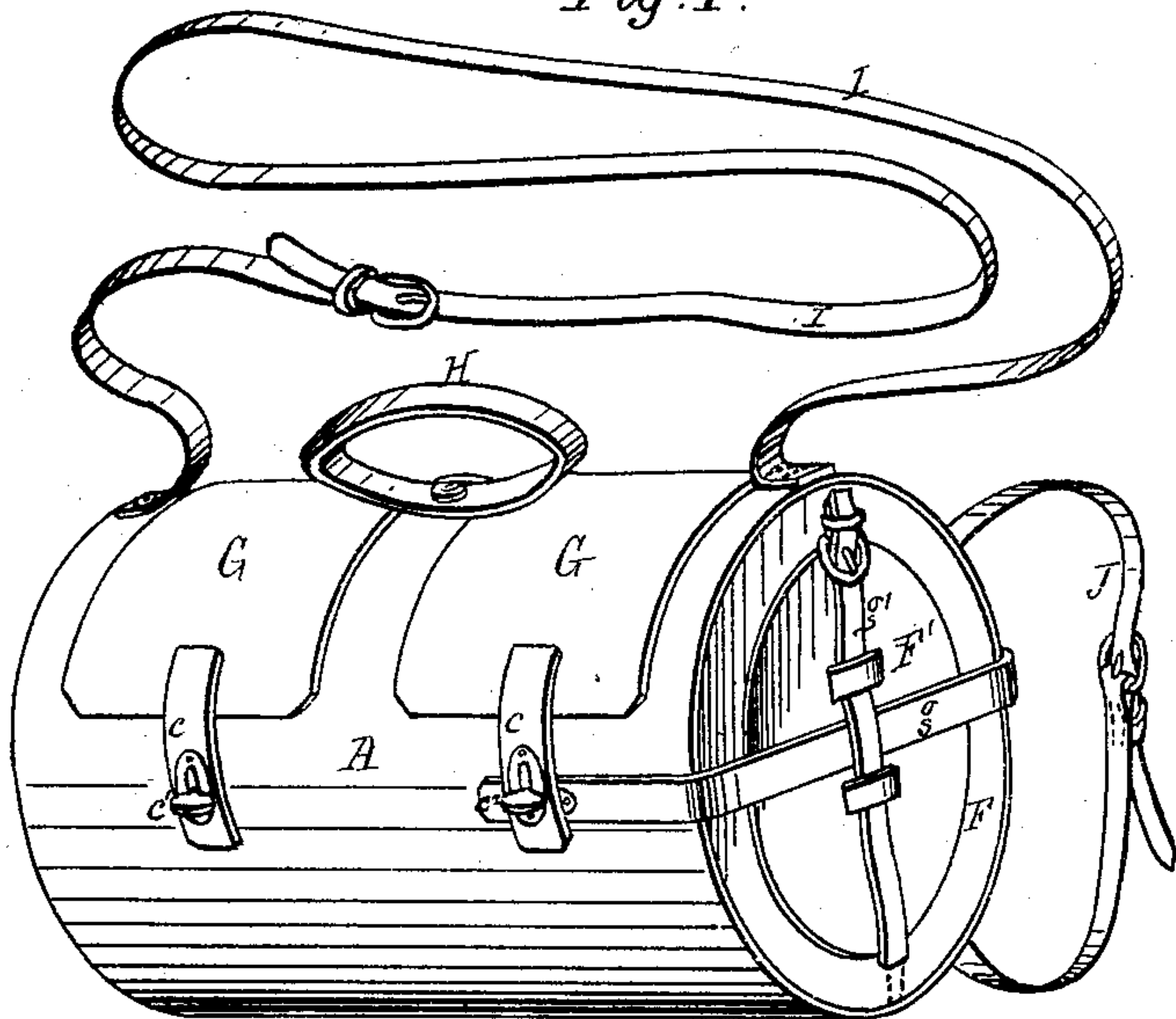


Fig. 2.

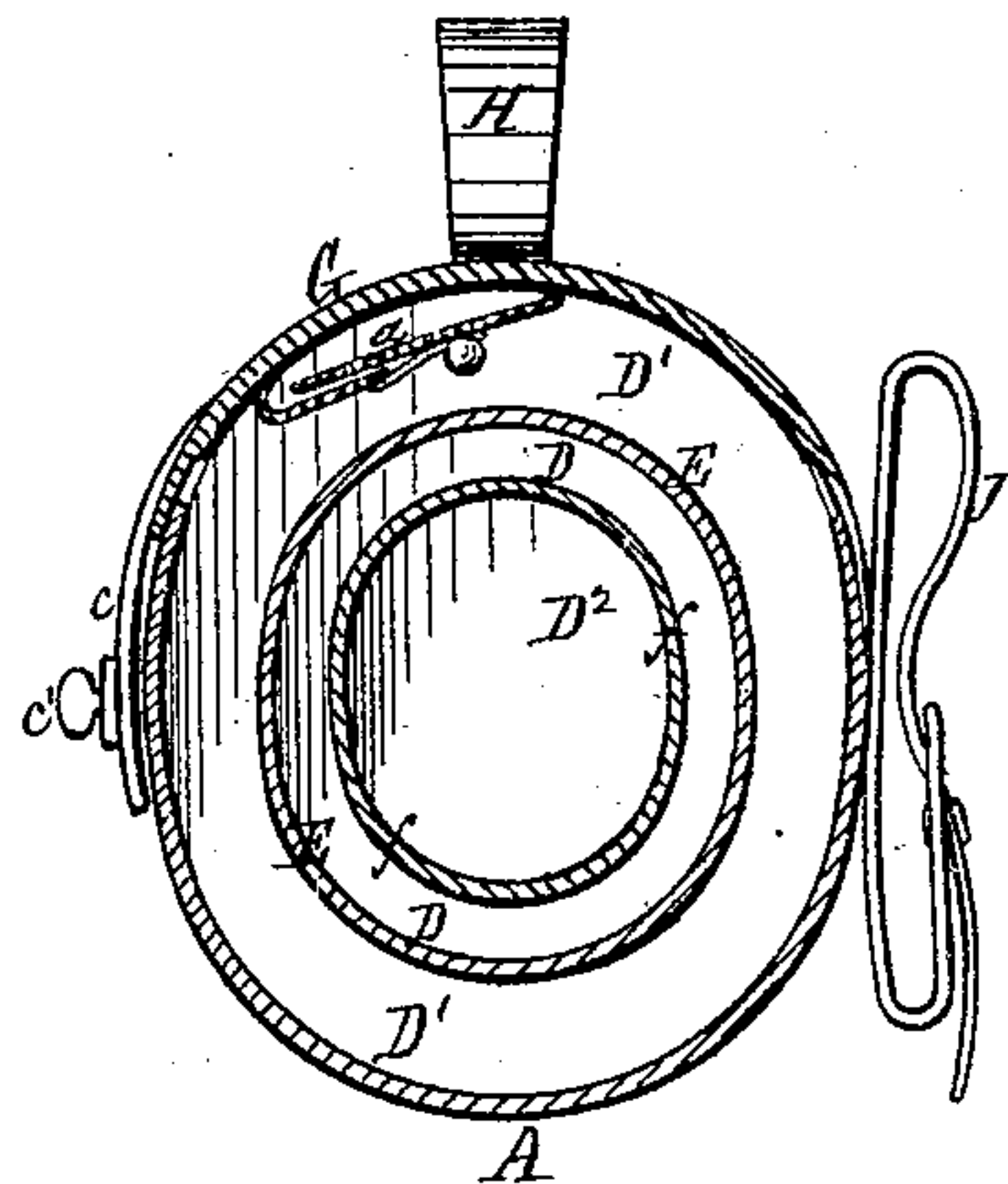
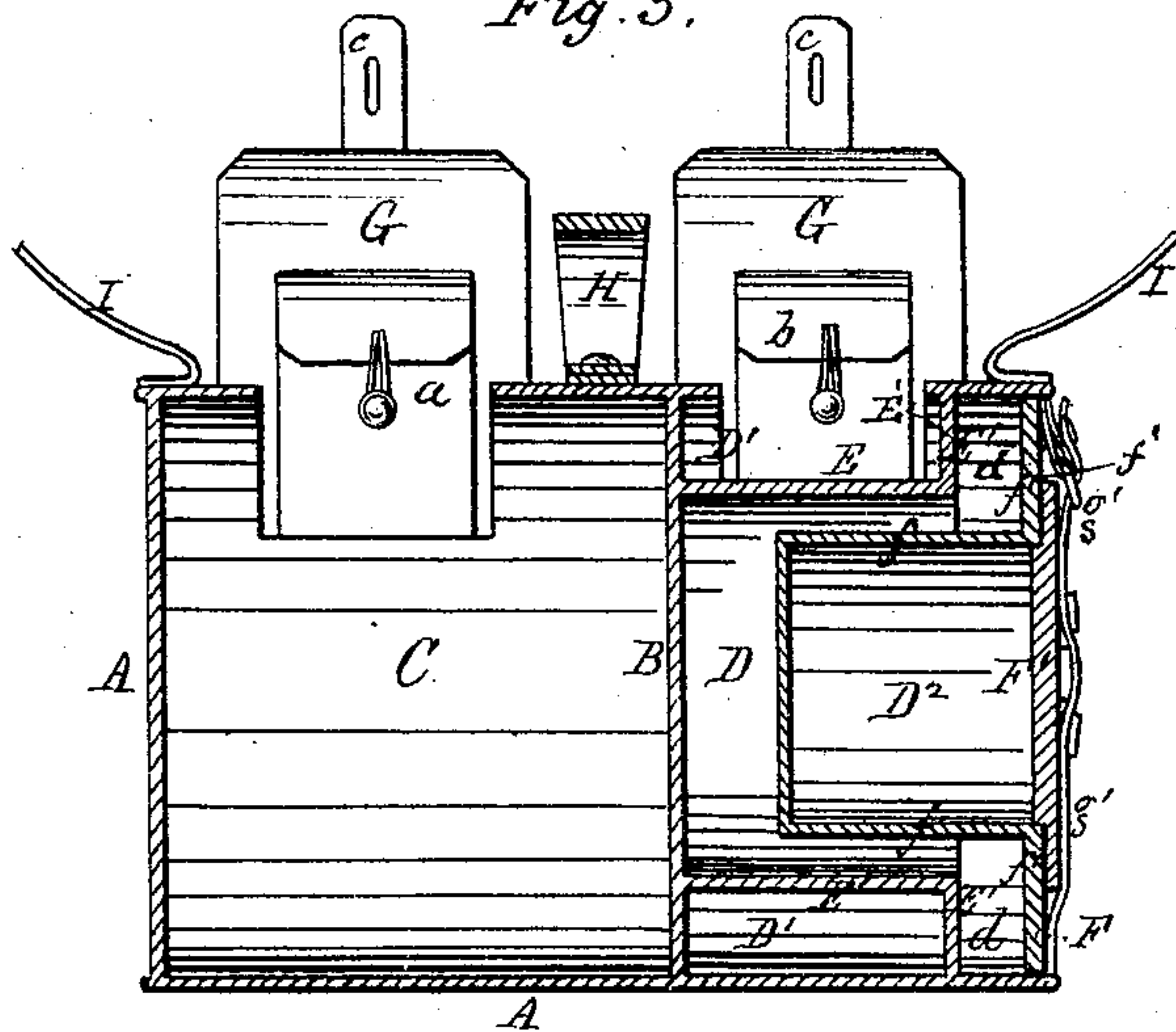


Fig. 3.



Witnesses.
 Alex Mahoir
 J. P. Thomas

Inventor.
 Quincy A. Scott
 by A. M. Smith
 Attorney

UNITED STATES PATENT OFFICE.

QUINCY A. SCOTT, OF PITTSBURG, PENNSYLVANIA.

IMPROVEMENT IN HAND-TRUNKS AND HAT-BOXES.

Specification forming part of Letters Patent No. **140,548**, dated July 1, 1873; application filed June 4, 1873.

To all whom it may concern:

Be it known that I, QUINCY A. SCOTT, of Pittsburg, county of Allegheny, State of Pennsylvania, have invented certain new and useful Improvements in Hand-Trunk and Hat-Box, of which the following is a full, clear, and exact description, reference being had to the accompanying drawings making part of this specification, in which—

Figure 1 represents a perspective view of my improved trunk and hat-box. Fig. 2 represents a vertical transverse section taken through the hat-box; and Fig. 3 represents a longitudinal section of the trunk and box.

Similar letters of reference denote corresponding parts wherever used.

My invention relates to a novel construction of traveling-satchel or hand-trunk and hat-box combined, whereby it is provided with the usual compartments for articles of clothing, a separate compartment for a hat, surrounded by and also inclosing other compartments adapted to receive smaller articles, such as socks, collars, &c., all brought into compact form, substantially as hereinafter described.

In the accompanying drawings, A represents the shell or casing, made cylindrical or by preference elliptical in form, so as to conform to the shape of the hat which it is designed to inclose. The shell or frame may be made in any usual or desired manner suitable to this kind of trunk or satchel; but it should be of sufficient strength or stiffness to prevent the crushing of the hat. The shell is divided by a central transverse partition, B, forming in one end the main compartment C for the reception of larger articles of apparel, &c., and in the other end a compartment, D, of suitable size to accommodate the usual dress-hat, enlarged at its outer end *d* to a size or diameter sufficient to accommodate the rim of the hat, and surrounded by a cylindrical casing, E E', conforming in shape substantially to the shape of the hat, and forming around the crown of the hat, between the shell A and cylindrical casing E of the hat-box, and between the partitions B and E', a cylindrical compartment, D¹, suitable for the reception of socks, collars, comb and brush,

or other small articles. F is a removable head or end piece for closing the open end of the hat-box or compartment D; said end piece being made in form substantially like a hat, having a crown-shaped partition, *f*, fitting within the hat and provided with a rim, *f'*, which fits the open end of compartment D, closing it tightly. The outer open end of the crown *f* is closed by an end piece, F', forming a compartment, D², within the hat and within its inner casings *f*, as shown. The end piece or cover F' is secured to the head or end piece F by a strap, *g'*, and the end piece F covering the hat-box is secured to the trunk or satchel A by a strap, *g*, as shown, or any usual or suitable fastening for this kind of work may be used. Access is had to the compartments C and D¹ by lids or covers G, either separate, as shown, or united in one, as preferred; and this lid may be provided with a portfolio, *a*, for writing-material, and a porte-monnaie, *b*, both of which may be of any usual or desired construction. These covers or lids are secured by straps *c* and pivot-latches *c*¹ *c*², or any usual fastening or locking device. The latch or fastening *c*² may also be used for securing the end piece F through the strap *g*, as shown. Where two lids, G, are used, the handles H may, in trunks of small size, be pivoted to the trunk between them, as shown, so that when in use it may assume a longitudinal position, as shown in Figs. 1 and 2; and when it is desired to open the trunk it may be turned to a position at right angles thereto, as shown in Fig. 3. I is a strap adapting the trunk to be swung upon and carried by the shoulder; and J J (only one being shown) are shawl or blanket straps for securing the blanket or shawl either around the trunk or upon one side thereof, as may be preferred.

I have now described how my invention may be carried out in practice; but it will, of course, be understood that the details of construction and arrangement, and of the material used, may be varied to suit the wishes or tastes of the user, without departing from my invention; and I do not, therefore, wish to be understood as confining myself to the precise details, as shown and described; but

What I claim as new, and desire to secure by Letters Patent, is—

1. A combined hand-trunk and hat-box, provided at one end with the main compartment C, and at the other end with the separate hat-compartment or box D, substantially as described.

2. A hand-trunk provided with a main compartment, C, the separate hat compartment or

box D and the annular compartment D¹ outside of and surrounding the hat-box, as described.

3. In a combined hand-trunk and hat-box, A, the compartments C D D¹ D², arranged substantially as described.

QUINCY A. SCOTT.

Witnesses:

C. S. LUCAS,

W. D. FOSTER.