


J. T. FLEEHEARTY.
False Mantels.

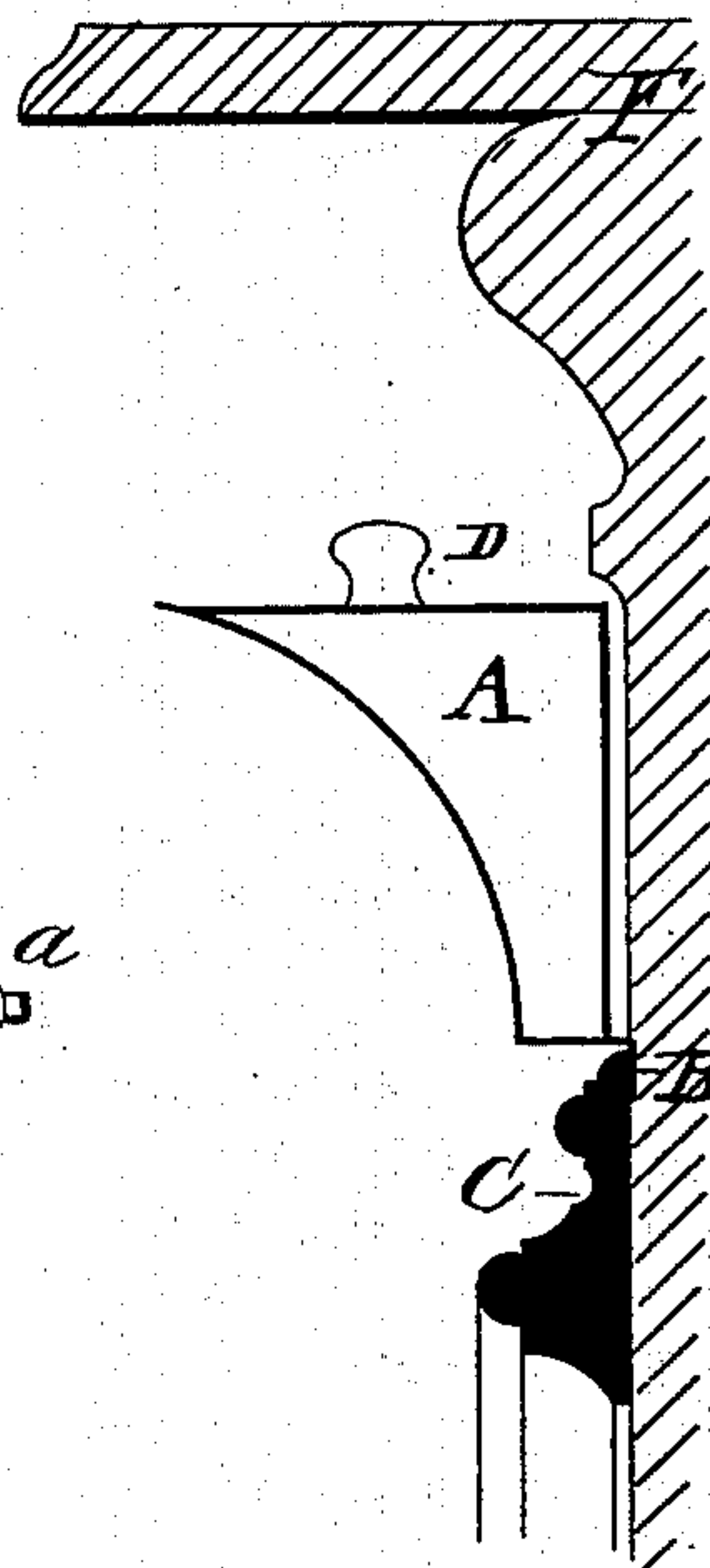
No. 139,137.

Patented May 20, 1873.

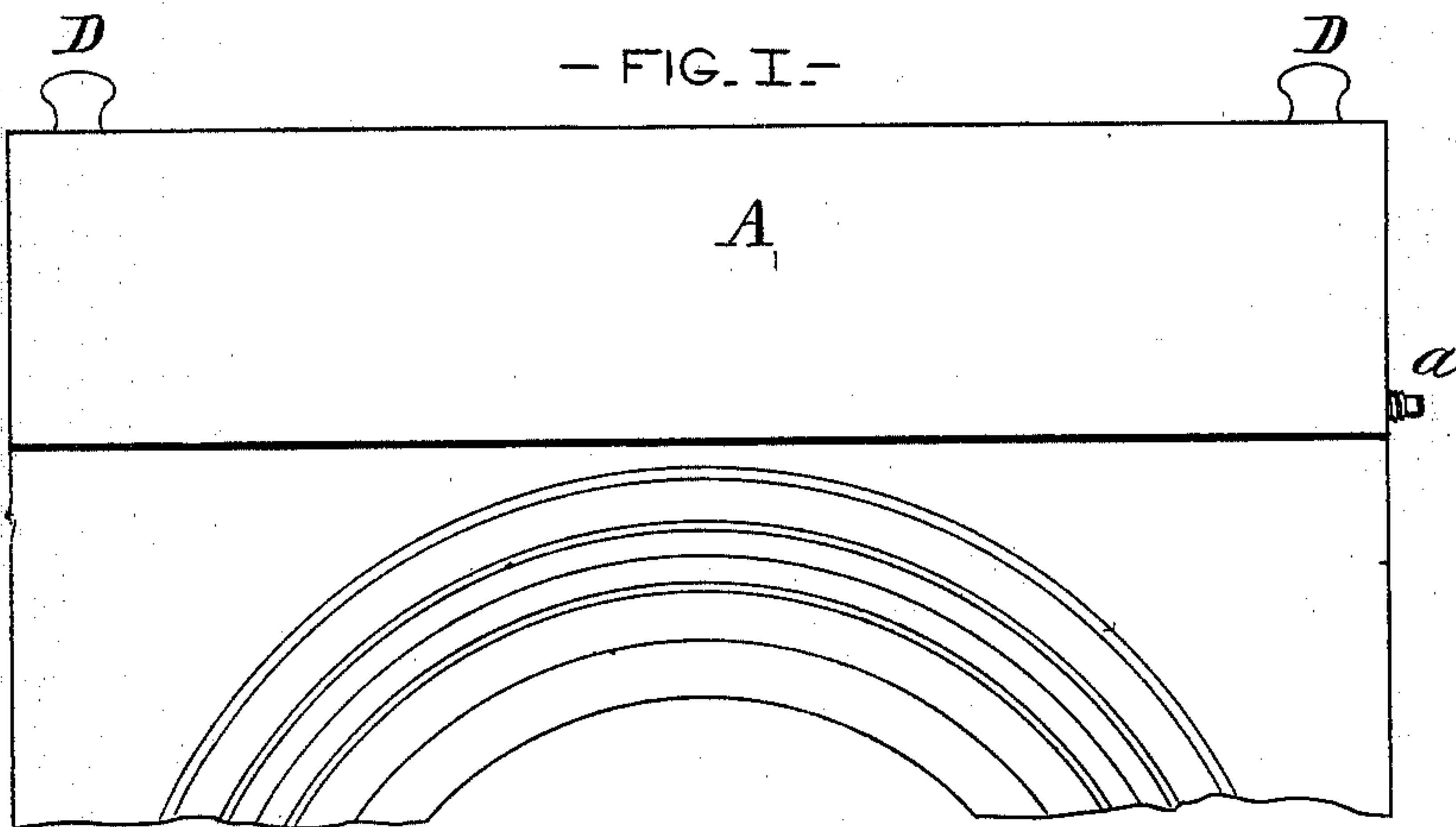
— FIG. II. —



— FIG. III. —



— FIG. I. —



— WITNESSES —

R. H. Whittlesey
W. L. Lathrop

— INVENTOR —

John J. Fleehearty,
by G. H. W. J. Howard
attys.

UNITED STATES PATENT OFFICE.

JOHN T. FLEEHEARTY, OF BALTIMORE, MARYLAND, ASSIGNOR OF ONE-HALF
HIS RIGHT TO CHARLES S. COLLINS, OF SAME PLACE.

IMPROVEMENT IN FALSE MANTELS.

Specification forming part of Letters Patent No. **139,137**, dated May 20, 1873; application filed
January 23, 1873.

To all whom it may concern:

Be it known that I, JOHN T. FLEEHEARTY, of the city of Baltimore and State of Maryland, have invented certain Improvements in False Mantels and Water-Evaporators for Stoves, of which the following is a specification; and I do hereby declare that in the same is contained a full, clear, and exact description of my said invention, reference being had to the accompanying drawing and to the letters of reference marked thereon.

My invention relates, first, to a combined false mantel and water-evaporator, having for its double object the protection of the mantel-piece from the heat of the stove, and the furnishing of a receptacle for water, by the evaporation of which an agreeable moisture is imparted to the atmosphere of the apartment.

In the accompanying drawing, forming a part of this specification, Figure 1 represents a front view of my invention; Fig. 2 represents a top view of the same, Fig. 3 illustrating in cross-section the false mantel and evaporator, and its relation to the stove-front and the mantel-piece proper.

Similar letters of reference indicate similar parts of the invention in all the views.

A represents the combined false mantel and water-evaporator, consisting of a closed box, made of cast or galvanized sheet iron, tin, copper, or other substance capable of offering resistance to the action of water and heat. The mantel-piece proper is represented by F. The combined false mantel and evaporator is placed, as shown in Fig. 3, directly over the upper

mounting C of the stove, to the shape of which part of the stove and the mantel-piece F it may be made to conform, whether straight, as shown in Fig. 2, curved, or of irregular outline. The combined false mantel and evaporator may be attached by means of the plate B and suitable bolts to the stove-mounting; or the plate B may simply be slipped behind the said mounting, between it and the front of the chimney-wall, and thus secured without bolts. In the top of box A are placed one or more holes, E, through which the water to be evaporated is admitted, and the vapor arising from the heated water allowed egress into the apartment. D D are ornamental knobs, affording means for the removal or handling of the combined false mantel and evaporator. A small hole, a, stopped by a plug, is placed in one end of the box, through which opening the water may be drawn off at pleasure.

Having described my invention, what I claim as new, and wish to secure by Letters Patent of the United States, is—

The combined false mantel and water-evaporator A, with the means of attachment to the stove, holes E, knobs D, and opening a, substantially as and for the purposes named.

In testimony whereof I have hereto subscribed my name, in the city of Baltimore, this 22d day of January, in the year of our Lord 1873.

JOHN T. FLEEHEARTY.

Witnesses:

EDW. HAYES,

THOS. MURDOCH.