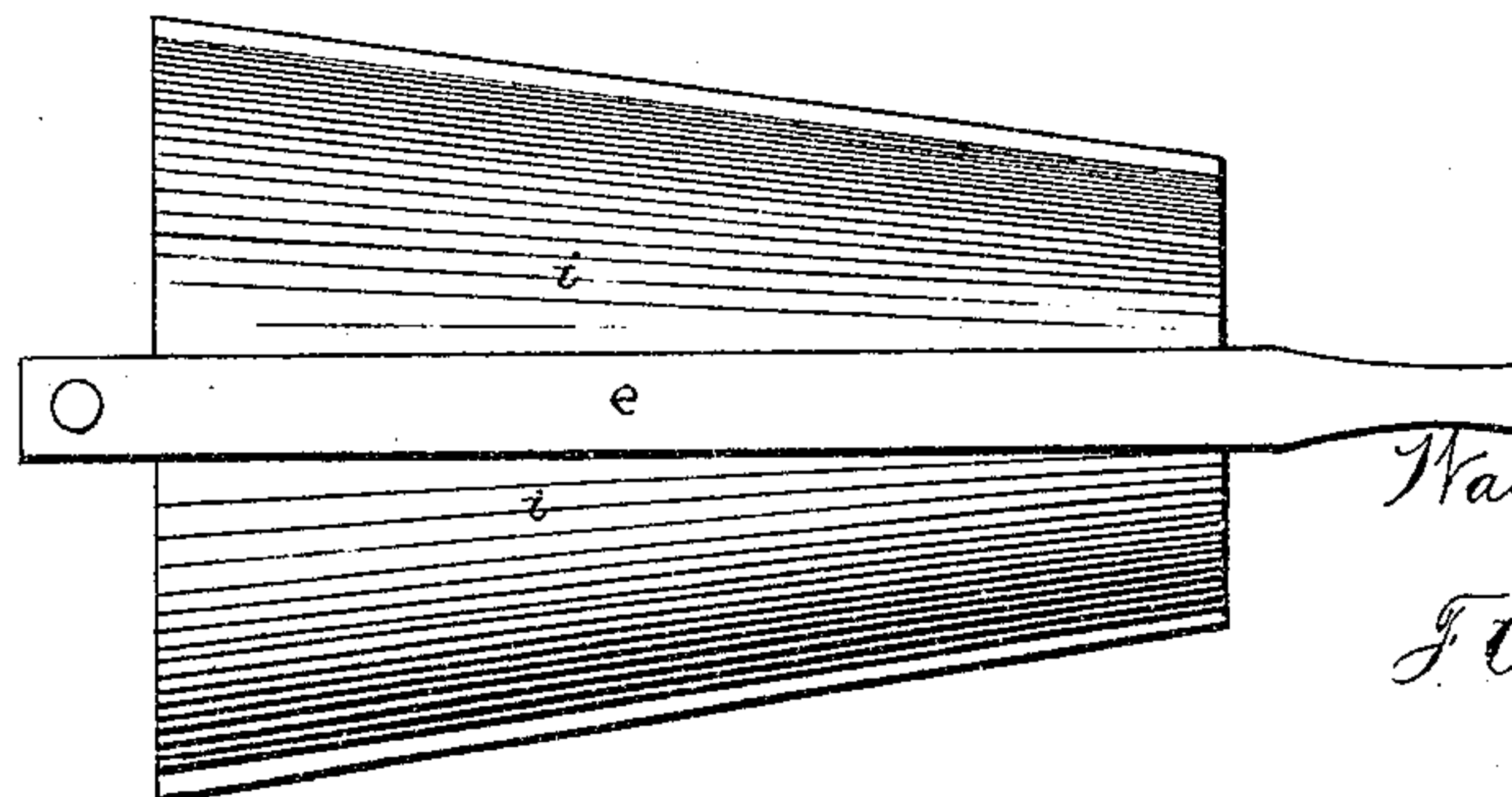
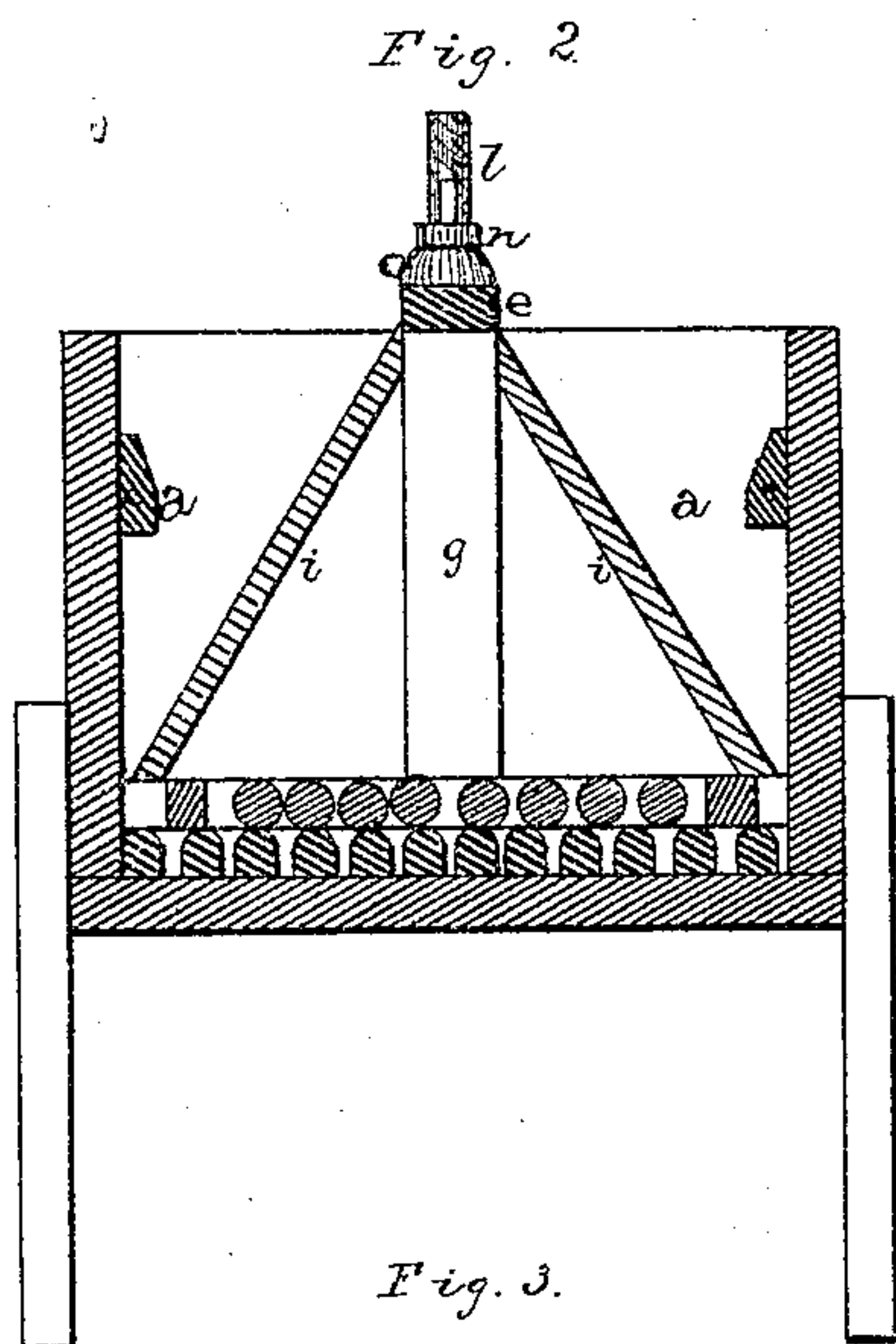
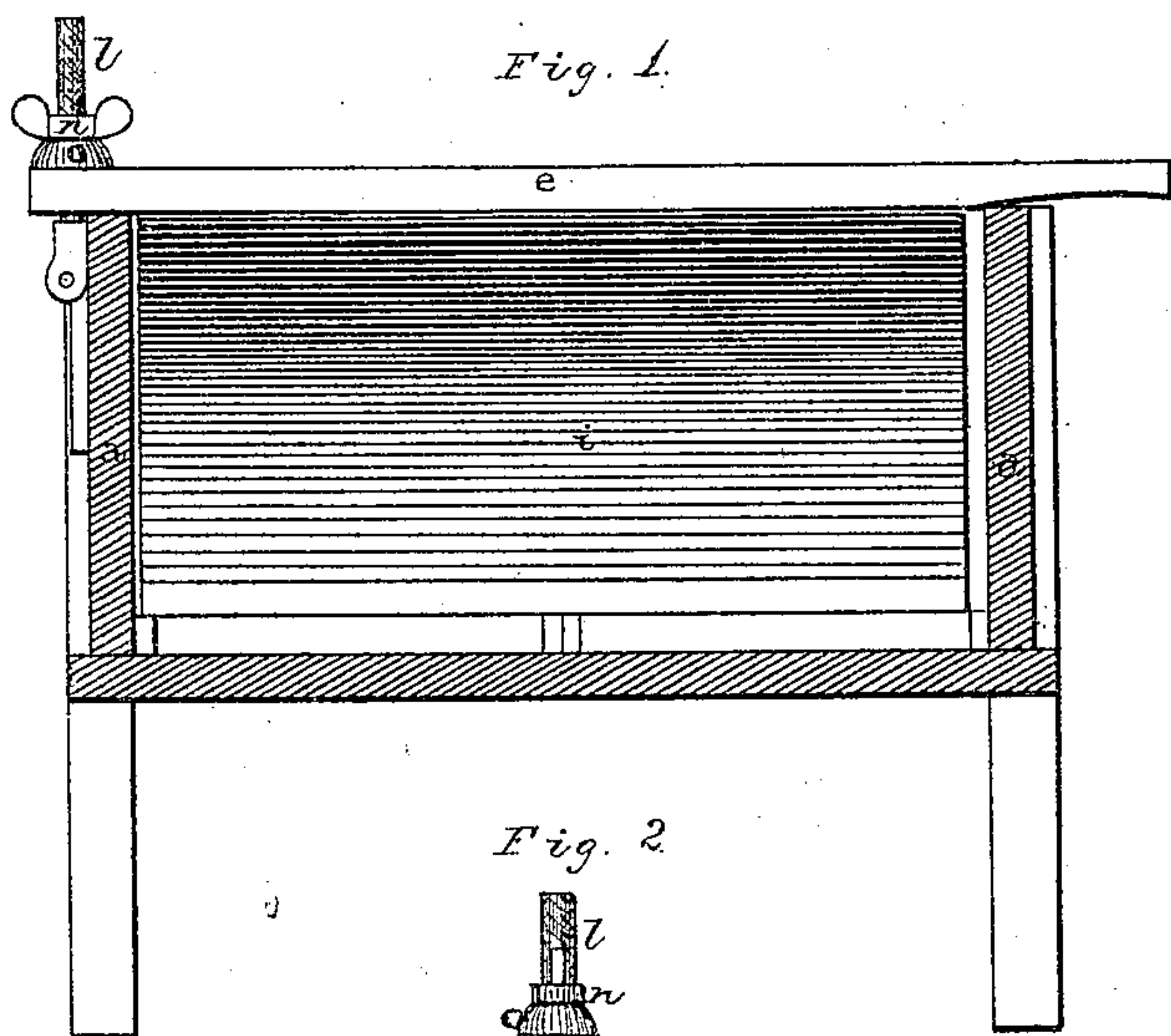


W. S. YOUNG.
Washing-Machines.

No. 139,100.

Patented May 20, 1873.



WITNESSES.
Wm. Johnson
Jno. Williams

INVENTOR
Walter S. Young
per
F. A. Lehmann
atty

UNITED STATES PATENT OFFICE.

WALTER S. YOUNG, OF PARK'S CORNERS, ILLINOIS.

IMPROVEMENT IN WASHING-MACHINES.

Specification forming part of Letters Patent No. **139,100**, dated May 20, 1873; application filed April 10, 1873.

To all whom it may concern:

Be it known that I, WALTER S. YOUNG, of Park's Corners, in the county of Boone and State of Illinois, have invented certain new and useful Improvements in Washing-Machines; and I do hereby declare the following to be a full, clear, and exact description of the invention, such as will enable others skilled in the art to which it pertains to make and use it, reference being had to the accompanying drawing which forms part of this specification.

The nature of my invention relates to an improvement in washing-machines; and it consists in a tapering washer, hinged or pivoted to the box in such a manner that it has a free lateral and vertical movement, so that it may be used for either rubbing or pounding the clothes, or slightly swashing them. It also consists in the walls or sides of the washer, so arranged as to prevent the splashing of the water. It further consists in the arrangement and combination of parts, which will be more fully described hereafter.

Figure 1 is longitudinal section of my machine. Fig. 2 is a cross-section of the same. Fig. 3 is a plan view of the washer.

a represents the box, resting upon suitable legs or supports, and of any suitable size or shape, having its bottom covered with sections of slats or rollers, which may extend either cross or lengthwise of the box. To each side of the box is secured a slat or bar, *c*, of sufficient thickness to prevent the water from splashing up out into the room. The washer, tapering from its rear to its front end, is pivoted to one end of the box, and consists of a rod or bar, *e*, having a handle formed upon one end, and to which, by means of the standard *g*, is secured one or more sections of rollers

or slats, which may extend in any desired direction. To the sides and ends of this washer are secured the walls *i*, made either of fixed boards or cloth buttoned in place, which not only prevent the water from splashing upward, but serve to retain the steam, and thus keep the water hot as long as possible. The pivot by which the washer is fastened consists of a hinged screw-bolt, *l*, which passes up through the rod *e*, and has a thumb-screw, *n*, and a rubber or coiled spring, *o*, for regulating the pressure of the washer upon the clothes. By pivoting the washer upon the bolt it is allowed a free lateral motion, so that it can be used in rubbing the clothes, and by means of the hinge in the bolt the washer can be worked vertically so as to pound them, or be lifted entirely up out of the box. By means of this compound movement the clothes may be alternately rubbed or pounded, at the option of the operator. The screw-bolt is secured to its base by a king-bolt, which can be readily taken out, so that the washer can be entirely removed from the box when desired.

Having thus described my invention, what I claim as new, and desire to secure by Letters Patent, is—

1. The washer, consisting of the bar *e*, walls *i*, and sections of slats or rollers, substantially as set forth.

2. The combination of the bolt *l*, bar *e*, thumb-screw *n*, walls *i*, and sections of rollers or slats, substantially as specified.

In testimony that I claim the foregoing I have hereunto set my hand this 3d day of April, 1873.

WALTER SCOTT YOUNG.

Witnesses:

HENRY M. RESER,

GEORGE M. CASPER.