

H. FREEMAN.

Button and Stud Attachments.

No. 138,745.

Patented May 13, 1873.

Fig. 1.

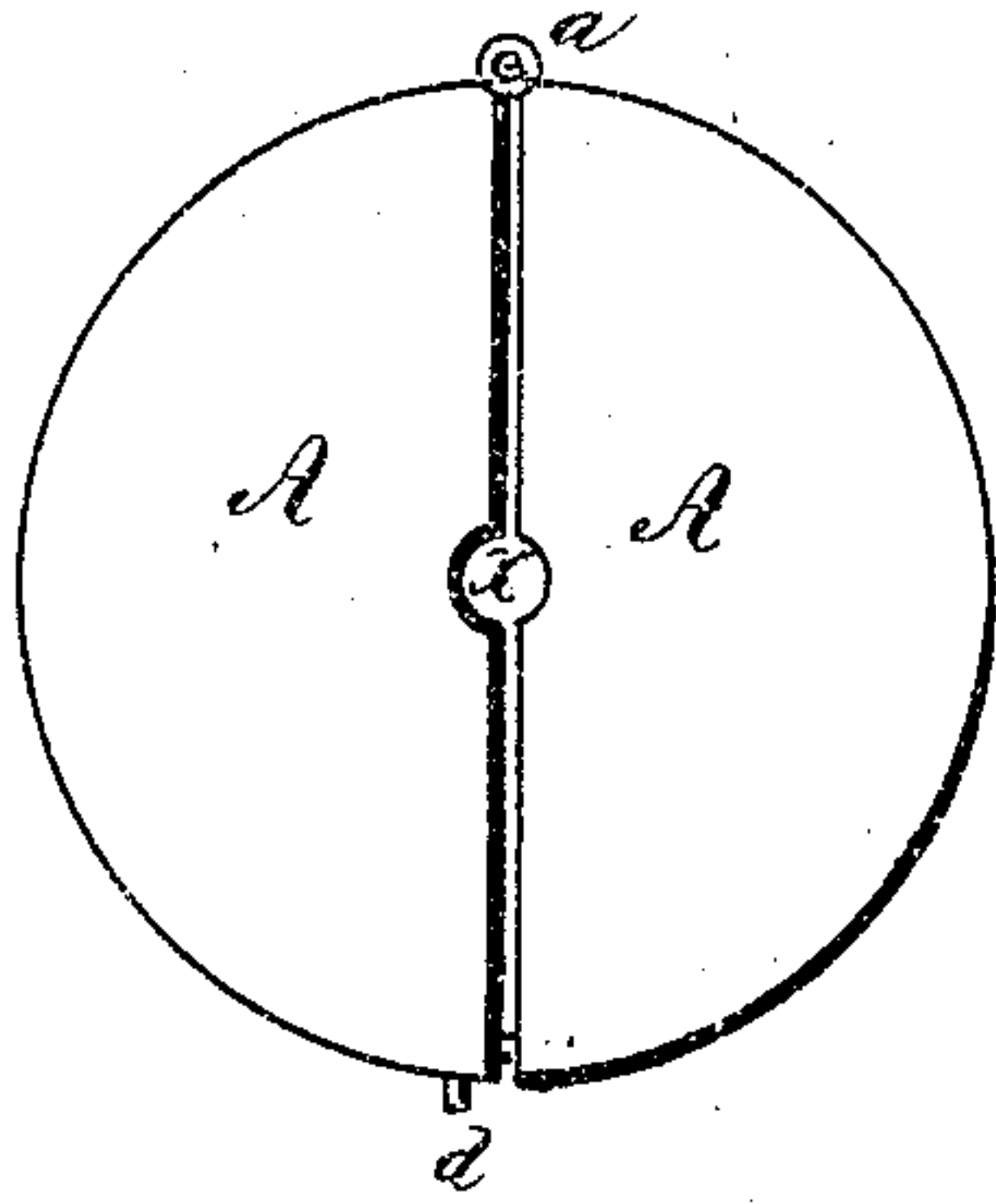


Fig. 2.

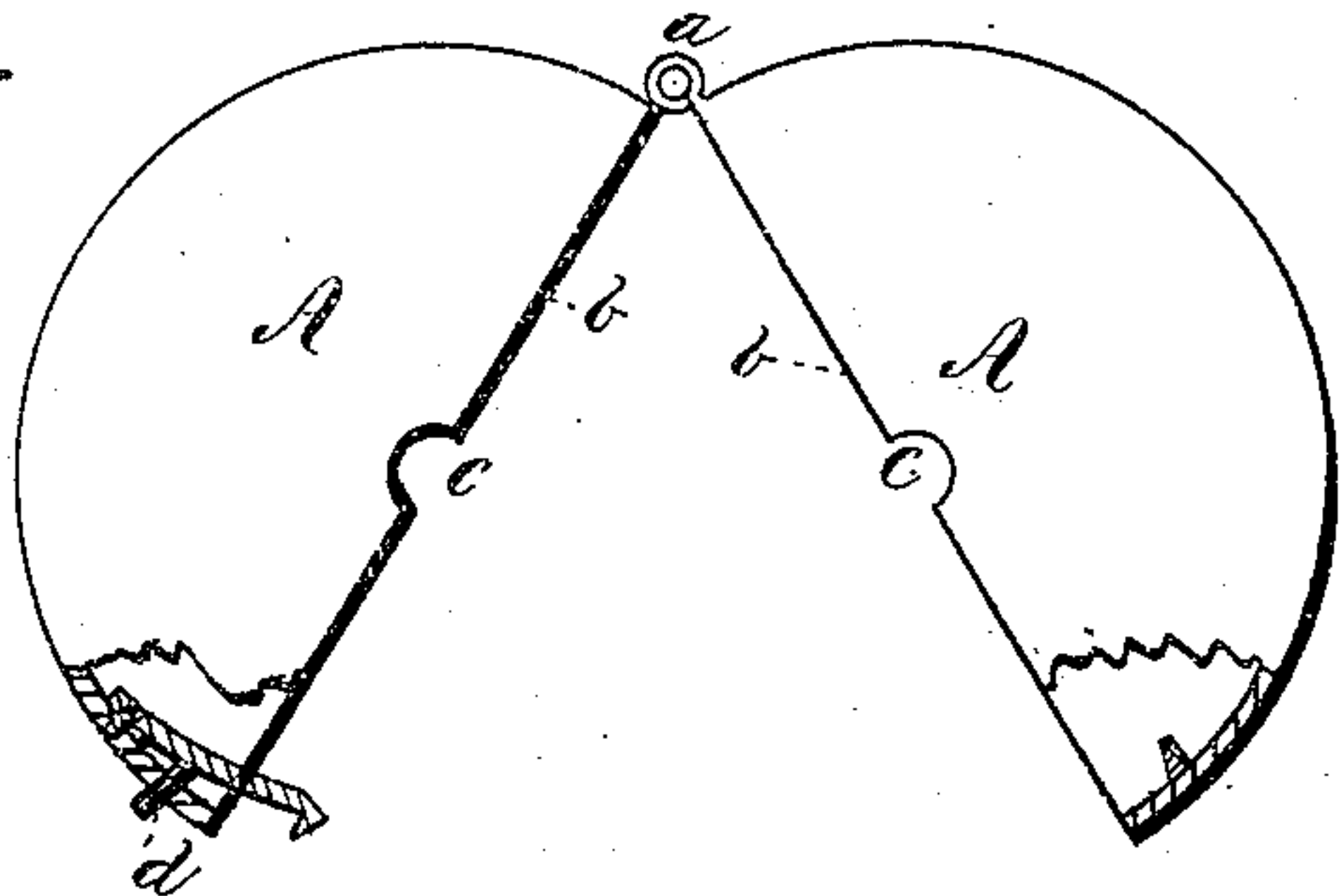


Fig. 3.

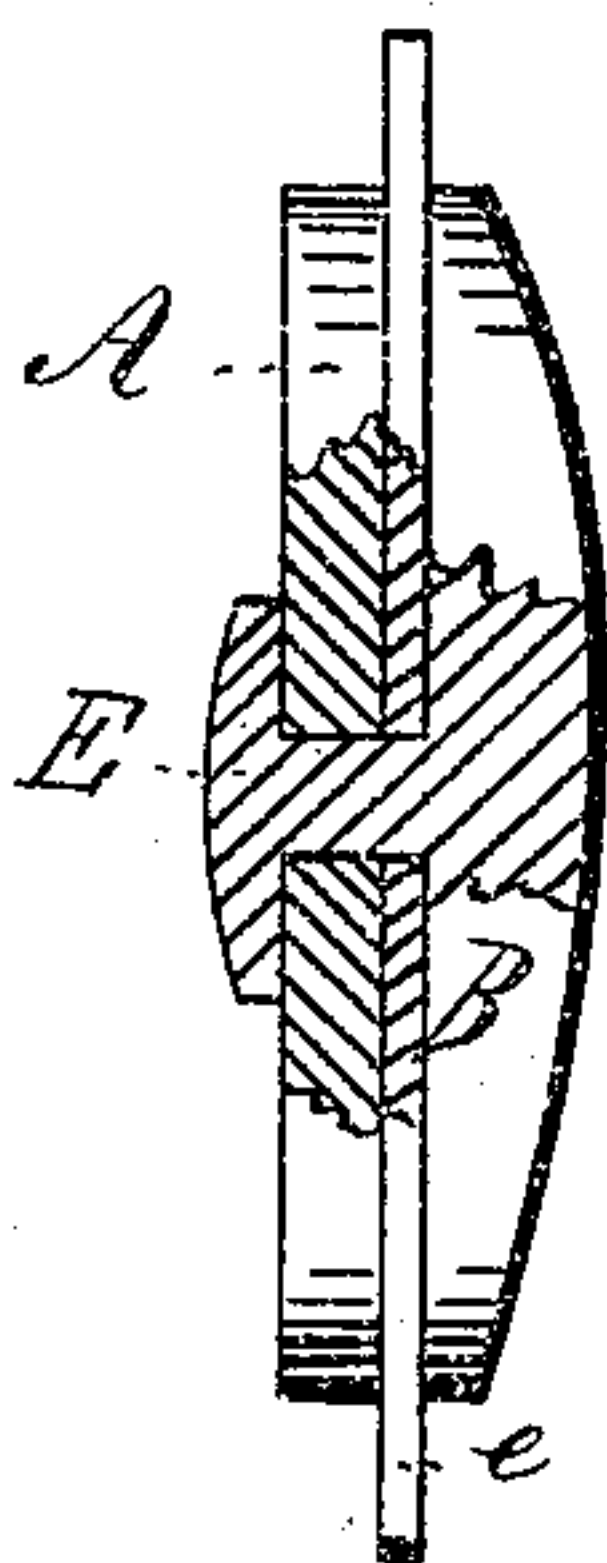
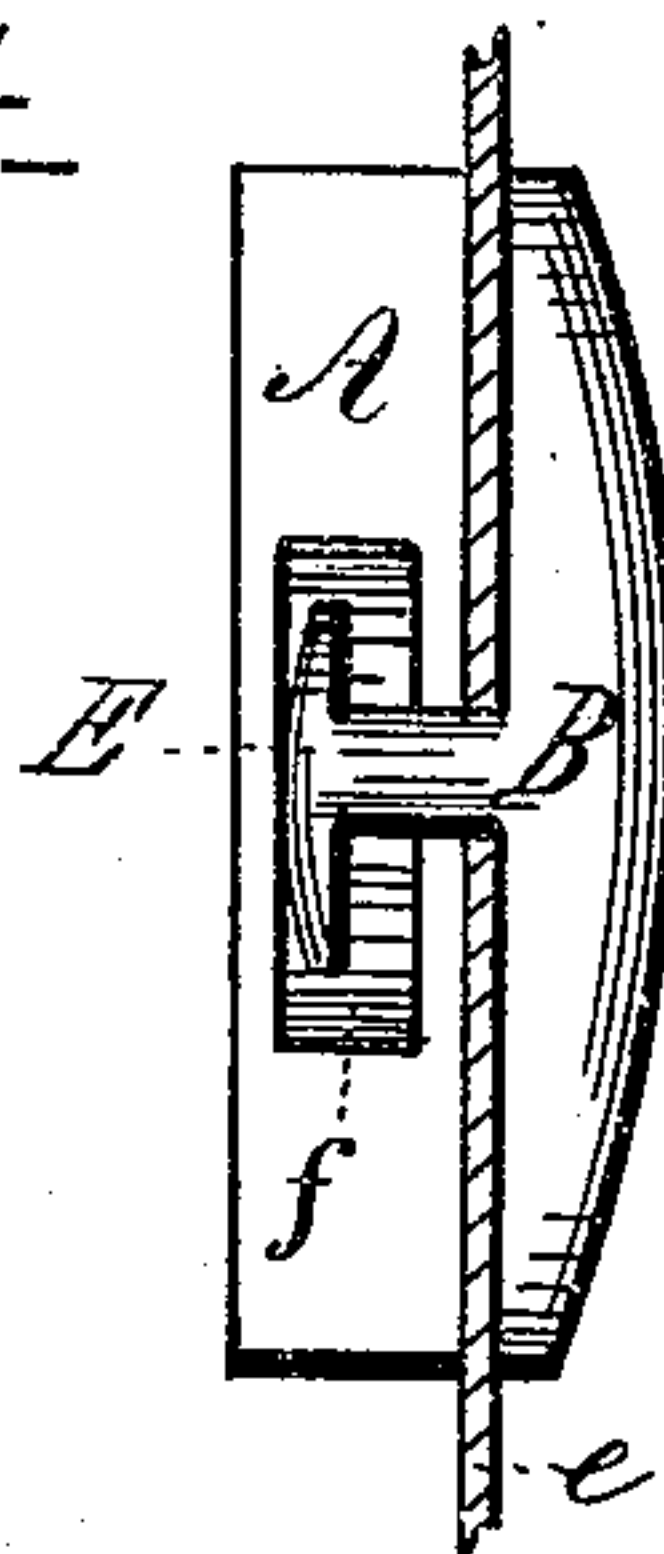


Fig. 4.



WITNESSES

C. J. Newman.

Mort M. Leggett

INVENTOR

Hiram Freeman.
By Leggett & Leggett.
attys.

UNITED STATES PATENT OFFICE.

HIRAM FREEMAN, OF PETROLEUM CENTRE, PENNSYLVANIA.

IMPROVEMENT IN BUTTON AND STUD ATTACHMENTS.

Specification forming part of Letters Patent No. **138,745**, dated May 13, 1873; application filed February 8, 1873.

To all whom it may concern:

Be it known that I, HIRAM FREEMAN, of Petroleum Centre, in the county of Venango and State of Pennsylvania, have invented certain new and useful Improvements in Button and Stud Securers; and I do hereby declare the following to be a full, clear, and exact description of the invention, such as will enable others skilled in the art to which it pertains to make and use it, reference being had to the accompanying drawing which forms part of this specification.

My invention relates to a device for securing buttons, studs, &c., to prevent their displacement and loss.

In the drawing, Figure 1 is a plan view of my invention as closed; Fig. 2, the same as opened; and Fig. 3, a view, in section, of the same as operating; and Fig. 4, a view of a modification of the same.

My invention consists as follows: The two plates A A are united by any suitable hinging arrangement, as indicated in the drawing at *a*. I do not limit myself to any particular design in the shape of the pieces A A, as they may be so shaped as to form, when closed, a disk, as shown in drawing; or they may form a square, oval, star, diamond, or any fanciful design. At the middle of the facing-edges of the plates A A, or at any other desired place along these edges *b b*, are made the grooves *c c*, so formed that when the plates A A are closed an opening, *x*, is provided for the passage of the shank of the stud or button B. At the opposite end of the facing-edges *b b* from the hinge *a* I attach the clasping arrangements *d*, which may be of any suitable sort.

It will be seen that when the button or stud has been adjusted my invention may be clasped over its shank, between its head E and the fabric *e*.

Thus have I effectually prevented the displacement of the stud by forming upon its shank an extra head that cannot slip through the button-hole, and, as will be seen in Fig. 3, this extra shank practically operates as the small head of the stud.

I propose, at times, to vary my invention as follows, Fig. 4: Instead of the shank of the stud passing entirely through the opening *x*, I provide a recess, *f*, within the body of the pieces A A for the reception of the smaller head of the button or stud, with the opening *x* only on one side of the disk, thus leaving one face unperforated, upon which may be placed any fanciful design or marking.

Having thus described my invention, what I claim as new, and desire to secure by Letters Patent, is—

As a stud or button securer, an adjustable disk to be interposed between the fabric and the small head E of the stud or button, composed of the two parts A A swinging upon the hinge *a* and provided with the grooves *c c*, which, when closed and clasped, will form the opening *x* for the transmission of the shank of a stud or button, substantially as and for the purpose set forth.

In testimony that I claim the foregoing I have hereunto set my hand.

HIRAM FREEMAN.

Witnesses:

EDM. F. BROWN,
LEVERETT L. LEGGETT.