

A. LUNDBERG.
Folding-Lounges.

No. 136,843.

Patented March 18, 1873.

Fig. 1.

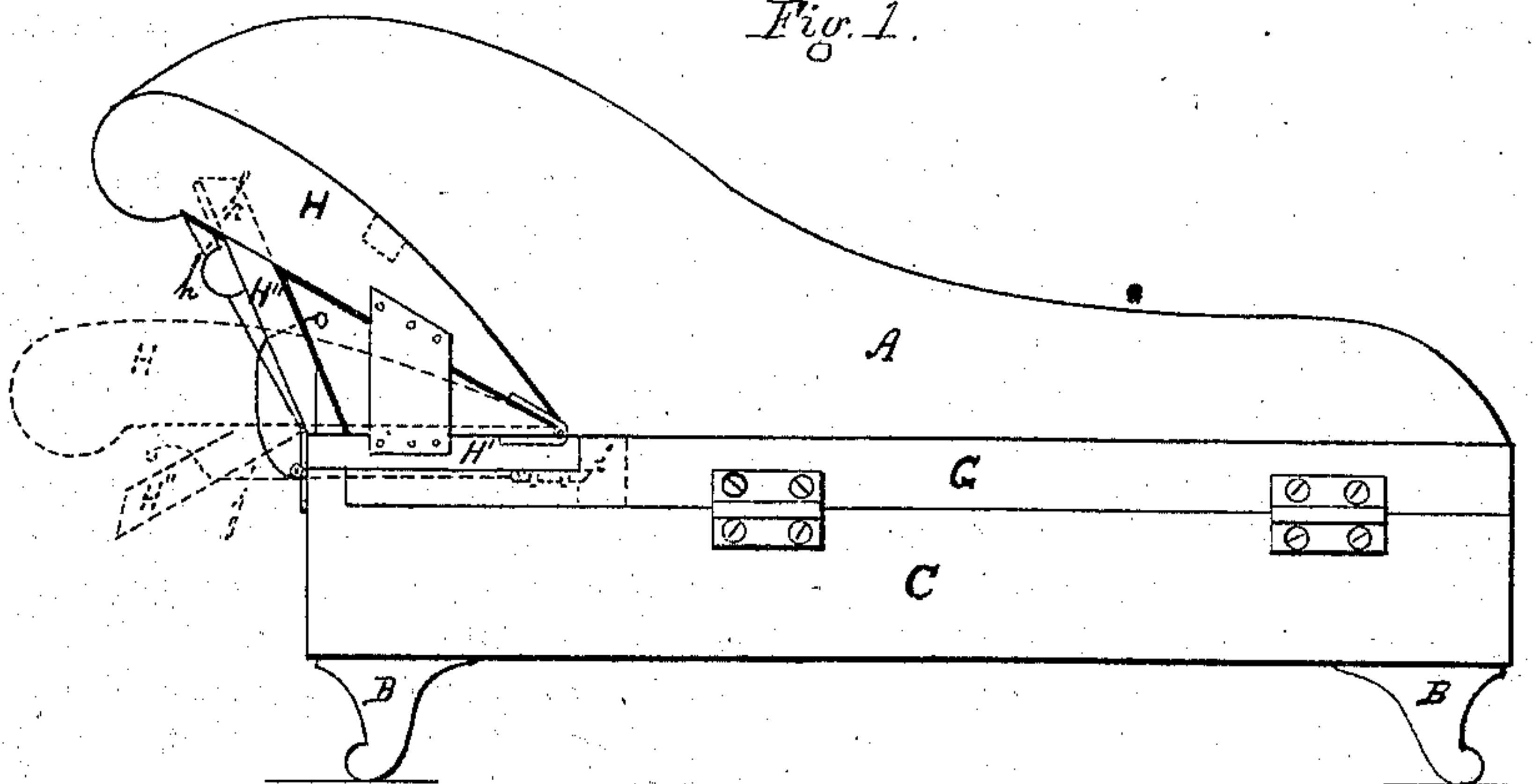


Fig. 2.

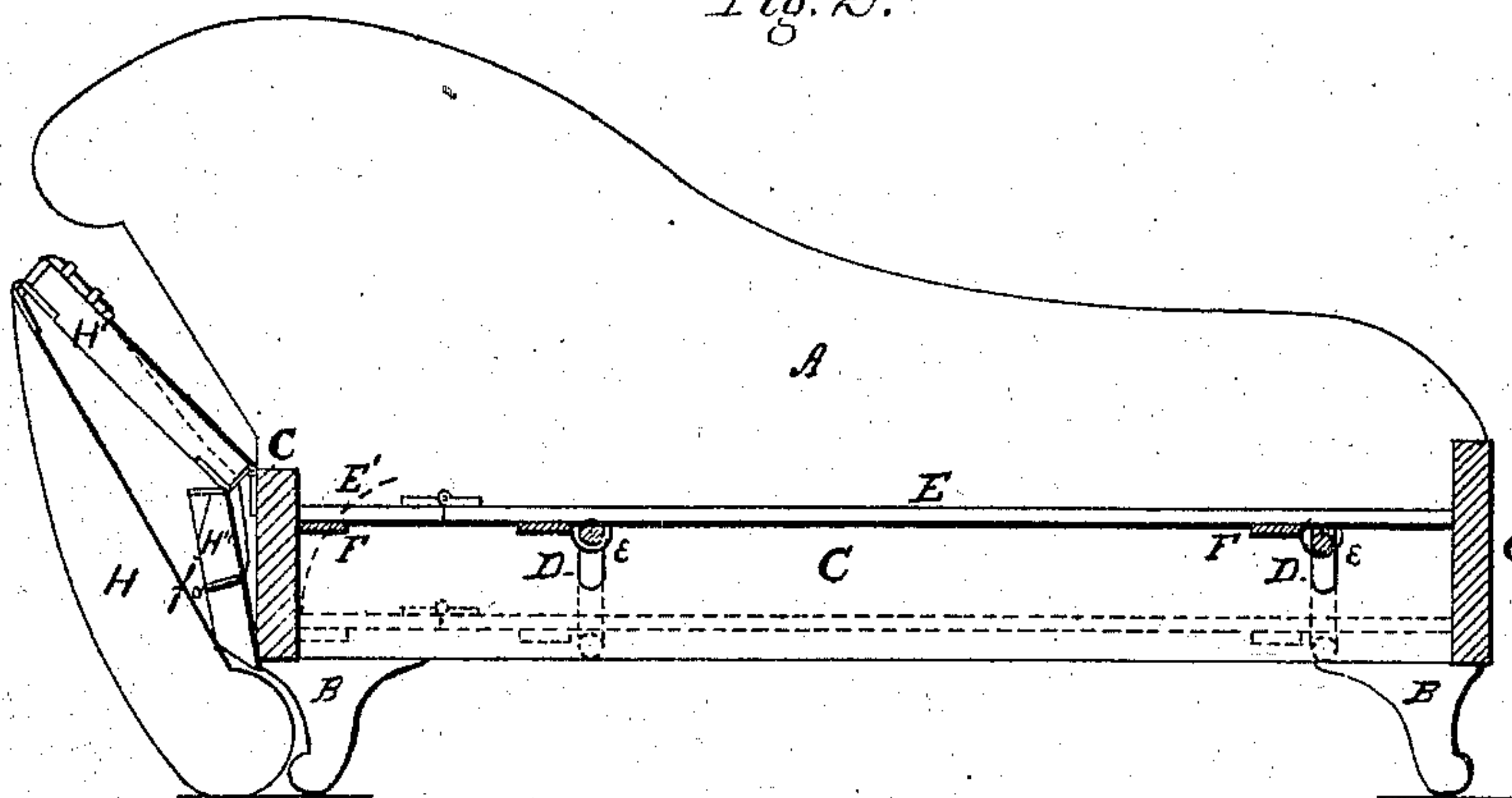
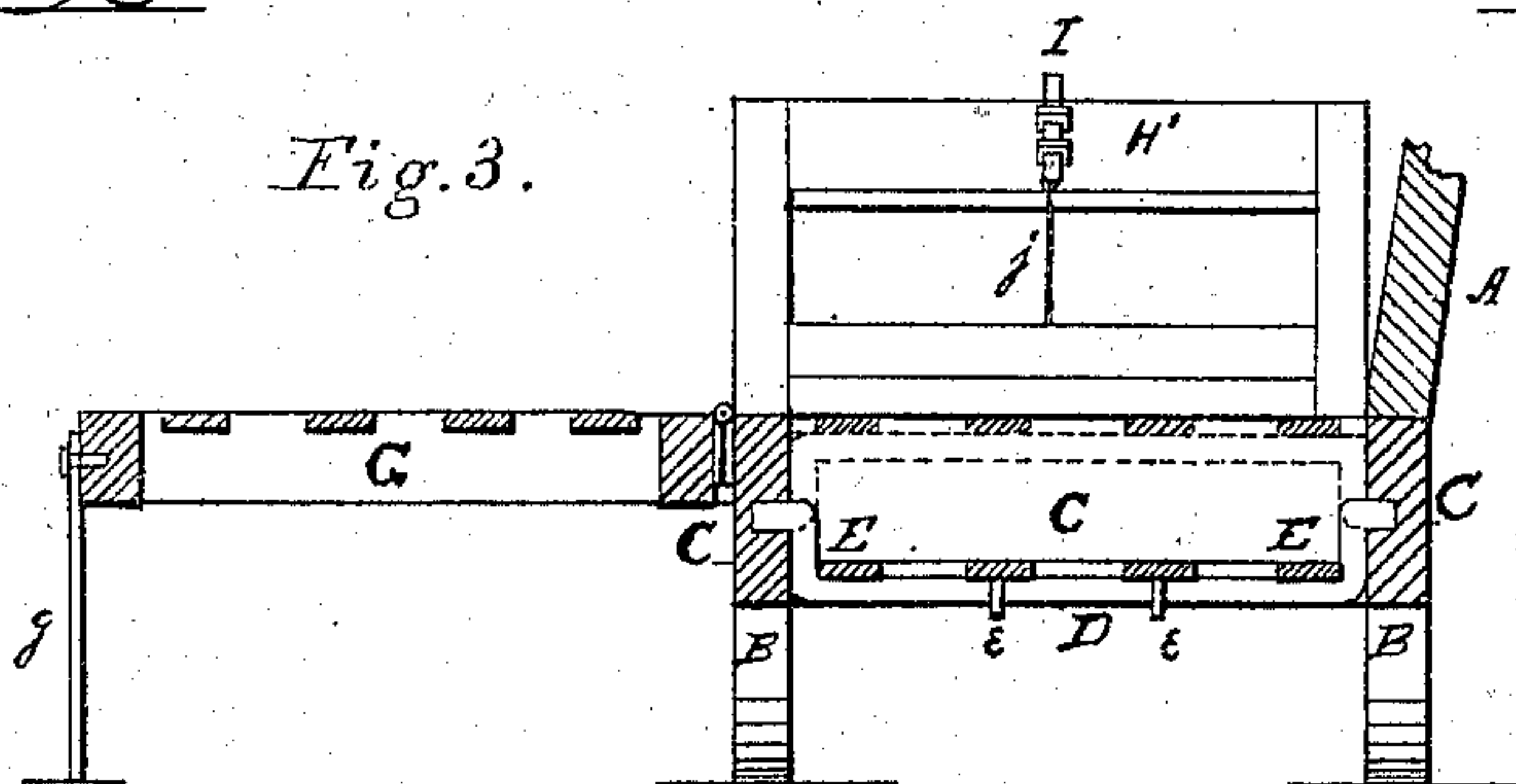


Fig. 3.



WITNESSES -

C. J. Shipley,
Leonidas H. Willett

INVENTOR -

August Lundberg
By Bradley & Warner
his attys

UNITED STATES PATENT OFFICE.

AUGUST LUNDBERG, OF CHICAGO, ILLINOIS.

IMPROVEMENT IN FOLDING-LOUNGES.

Specification forming part of Letters Patent No. 136,843, dated March 18, 1873.

To all whom it may concern:

Be it known that I, AUGUST LUNDBERG, of Chicago, in the county of Cook and State of Illinois, have invented certain new and useful Improvements in Folding-Lounges, of which the following is a full, clear, and exact description, which will enable others skilled in the art to which my invention appertains to make and use the same, reference being had to the accompanying drawing forming a part of this specification, and in which—

Figure 1 represents a front elevation of a folding-lounge which embodies my invention; Fig. 2, a vertical longitudinal section of the same; and Fig. 3, a vertical cross-section thereof.

My invention relates to a class of lounges constructed so as to be convertible into a bed. The object of my invention is to improve the construction and operation of lounges of this class; and to that end my invention consists in certain novel features relating to the operation, construction, and arrangement of certain parts of the lounge, and by means of which it is convertible into a bed, all of which will be hereinafter fully described and set forth.

In the drawing, A represents the back of the lounge, and B B are its legs. C is a frame or open box, to which the back and legs are attached. D D are bent rods, pivoted in the front and rear of the box C, as shown. E E are slats, and F F are cross-bars, to which the slats E E are attached. The slats E E are jointed near one end so as to be capable of being folded upward, as shown at E' in Fig. 2; and they are also attached to the rods D D by means of the loops or staples e e. It may now be observed that by lifting up the free end of the part E' the slats E E may be raised and lowered, as indicated in Figs. 3 and 4. When the slats E E occupy either their highest or lowest position they may be retained in either position by returning the part E' to its original position. G is a bed-bottom, provided with the pivoted legs g g, and hinged to the front part of the part C so as to form an extension of the bottom formed by the slats E E when the latter are in the position indicated by the full lines in Fig. 2. One side of the bottom G is upholstered so as to form a seat or bottom for the lounge, and the other side is provided with slats or straps, as shown in Fig. 3, suitable

for the purpose of supporting bedding. I employ a folding-mattress of a size which will admit of its being readily arranged, when folded, between the slats E E and the bottom G, and when the slats are arranged in the position indicated by the dotted lines in Fig. 2 and the bottom is in the position shown in Fig. 1. In converting the lounge into a bed the bottom G and its legs are arranged in the position shown in Fig. 3, the slats E E are raised, and the mattress is unfolded and laid over the bottom thus formed. H is the head of the lounge. H' is a frame, to which the lower part of the head H is hinged. The frame H' is hinged to the end of the lounge. H'' is a leaf hinged to the frame H'. h is a beveled bar, against which the leaf H'' swings so as to support the head H, and h' is a button, pivoted to the bar h to retain the leaf H'' in its position. It will be observed that the free end of the leaf H'' is arranged for contact with the bar h. I is a spring-bolt arranged on the inner end of the frame H', and engaging the cross-bar i of the bottom G. J is a strap to prevent the outer end of the head H from being lifted from the leaf H''. j is a cord attached to the bolt I, and arranged so that the latter may be drawn by means of the cord. When the cord is released the bolt returns to its engagement with the bar i. The bottom G is cut away so as to receive the frame H', and so that the latter will be in the same horizontal plane occupied by the bottom, as shown in Fig. 1. By releasing the leaf H'' the head H may be arranged in the position indicated by the dotted lines in Fig. 1. By drawing the bolt I the head H may be arranged in the position indicated by the full lines in Fig. 2, in which case the frame H' constitutes the head of the bed. The bolt I is beveled so that it will return to its engagement with the bar i when the head H is returned to its original position. The head H and the back A may be upholstered in any suitable manner.

It will be observed from the foregoing description that the lounge may be used either as a lounge, or as a single bed, or as a double bed; that the head of the lounge is adjustable; and that the conversions are readily made.

Having thus described my invention, what I claim as new, and desire to secure by Letters Patent, is—

1. The combination and arrangement, in a folding-lounge, of the jointed bed-bottom E E', loops or staples e e, and the bent and pivoted rods D D, substantially as specified, and for the purposes set forth.

2. The combination and arrangement, in a folding-lounge, of the head H, part H', leaf H'',

spring-bolt I, and the button h', and the straps J or equivalent fastening devices, all operating together substantially as specified.

AUGUST LUNDBERG.

Witnesses:

N. C. GRIDLEY,
F. F. WARNER.