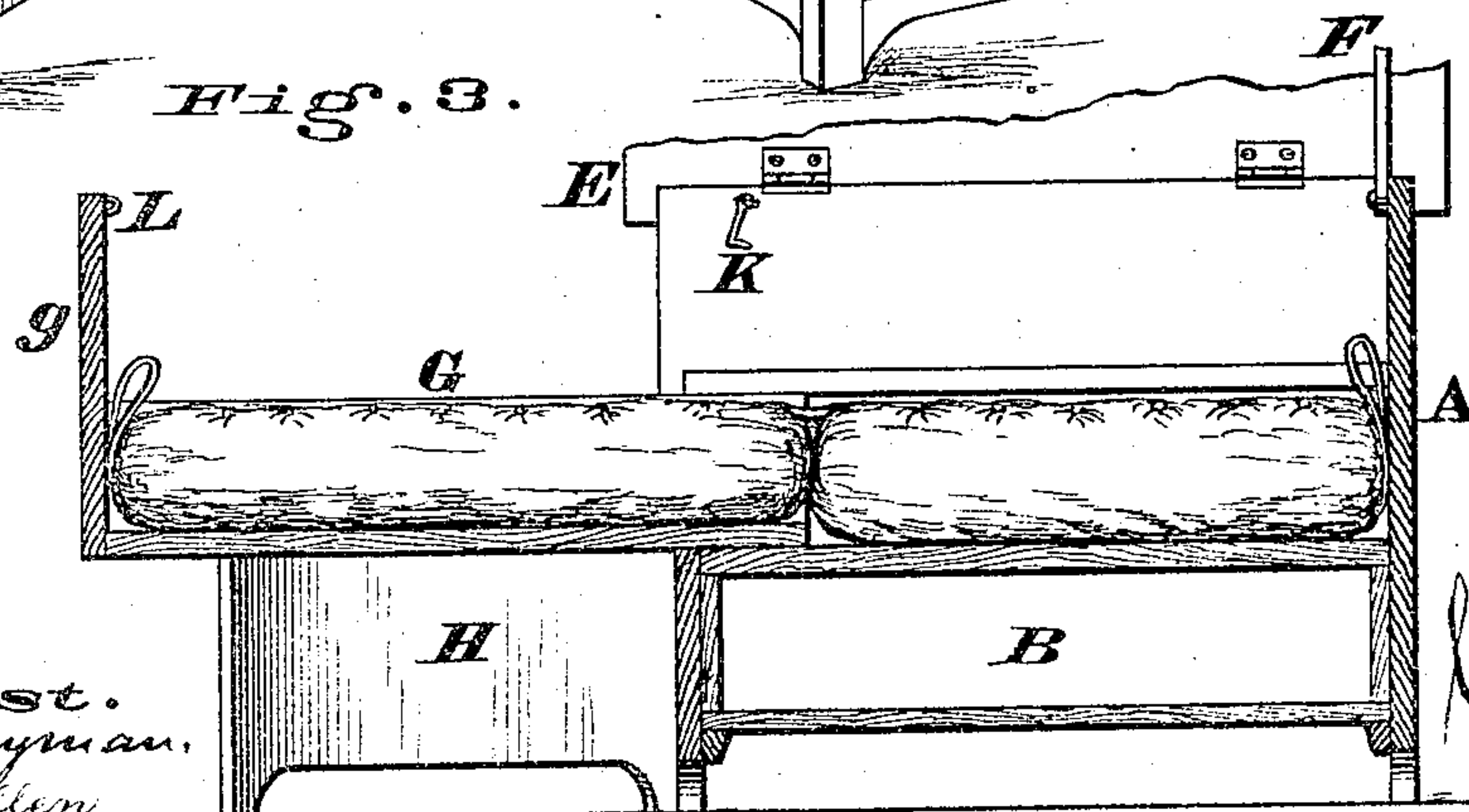
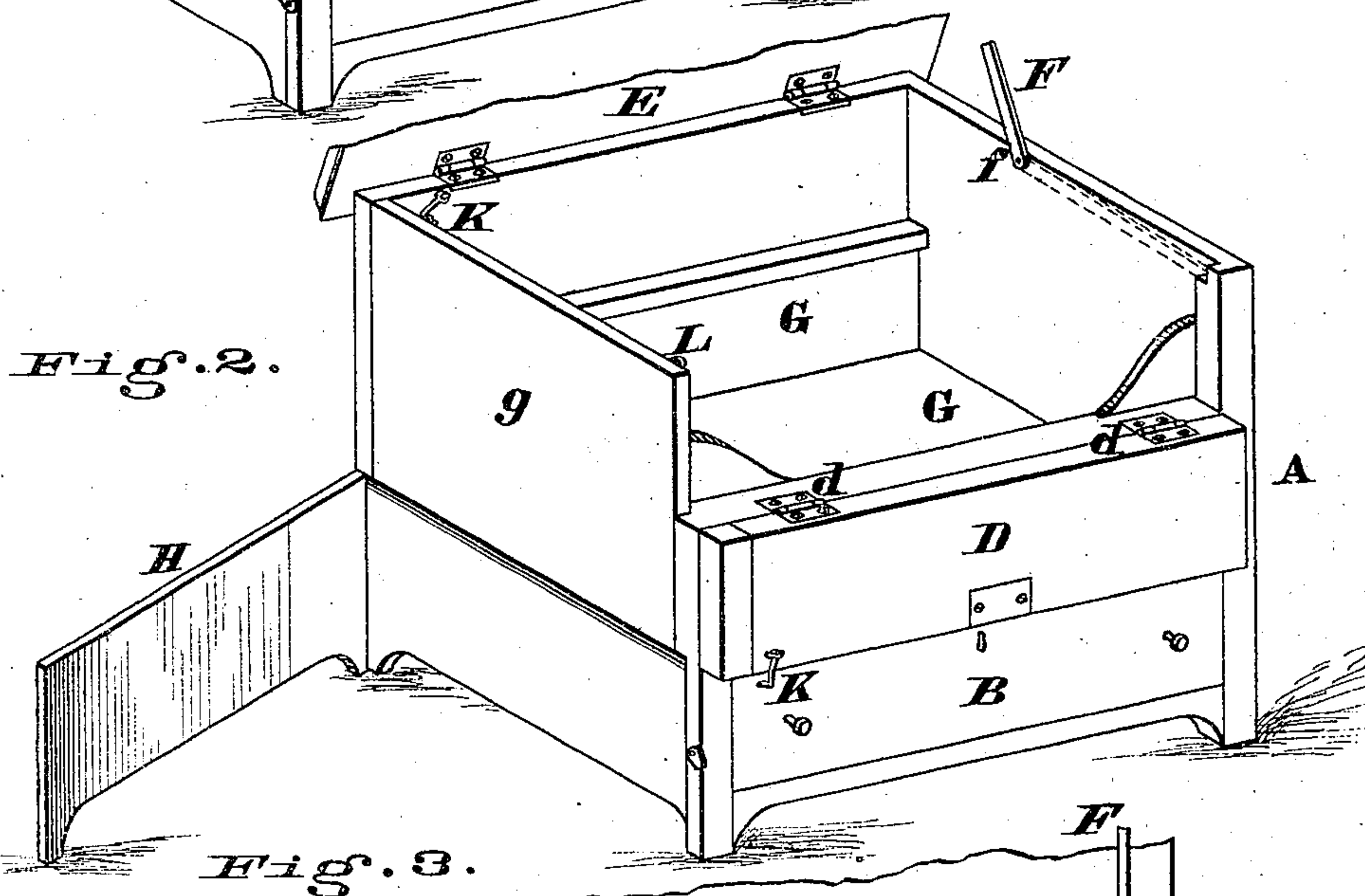
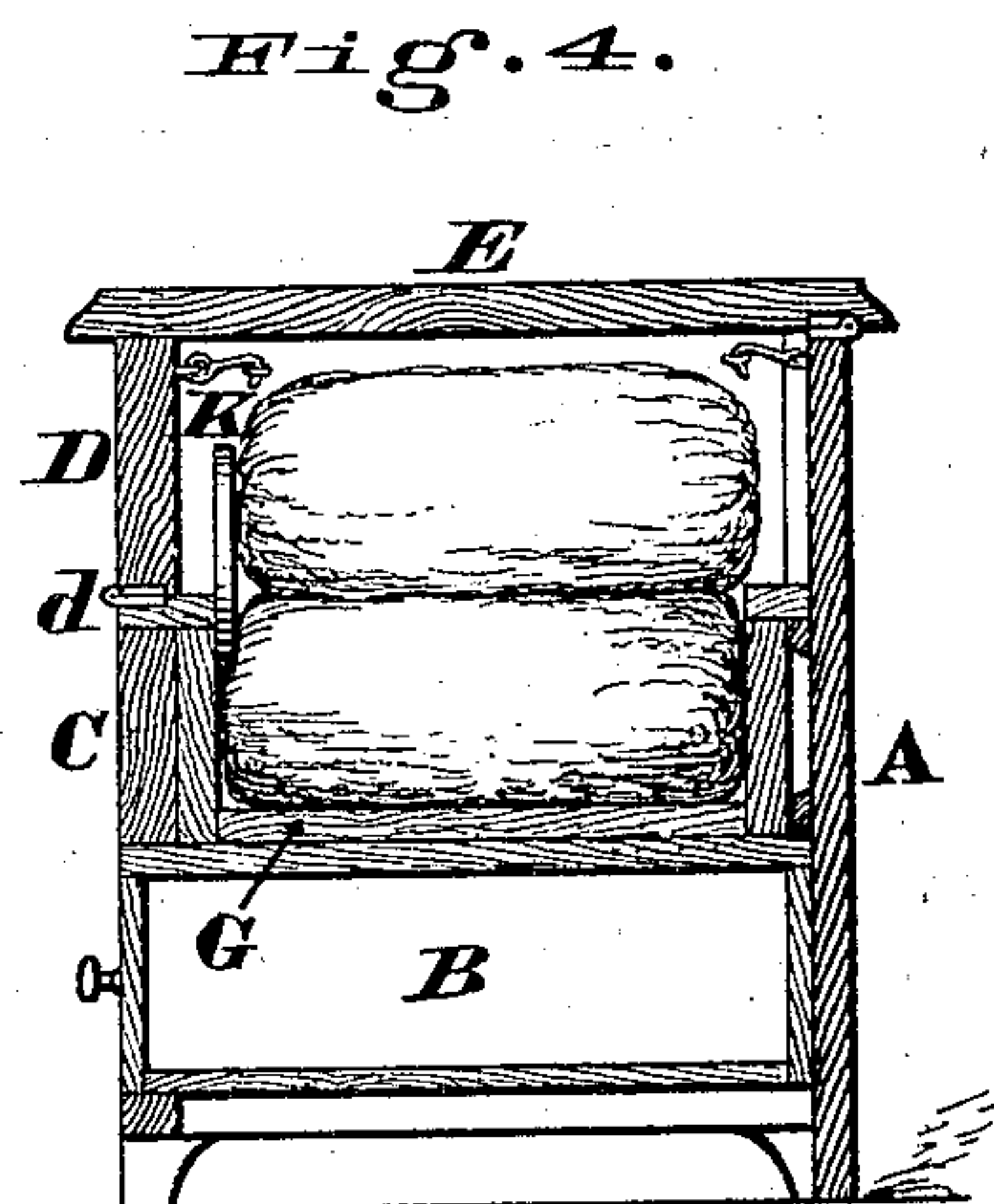
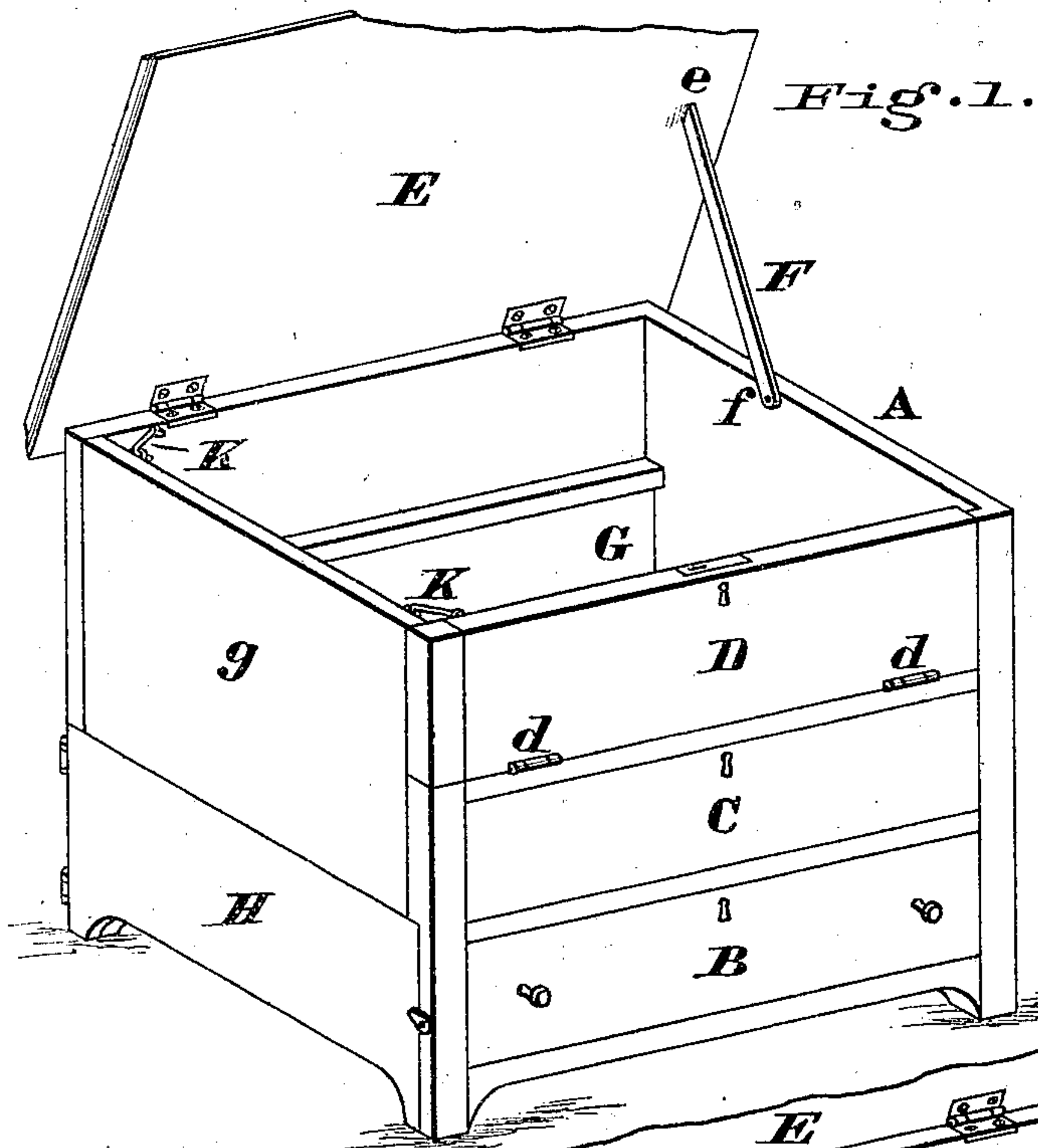


C. MAY.
Bureau or Wardrobe Bedsteads.
No. 136,443. Patented March 4, 1873.



Attest.
Jas. H. Gayman,
Halter Allen

C. May
By Knight Bros.
Attys.

UNITED STATES PATENT OFFICE

CHRISTIAN MAY, OF CINCINNATI, OHIO.

IMPROVEMENT IN BUREAU OR WARDROBE BEDSTEADS.

Specification forming part of Letters Patent No. **136,443**, dated March 4, 1873.

To all whom it may concern:

Be it known that I, CHRISTIAN MAY, of Cincinnati, Hamilton county, Ohio, have invented a new and useful Bureau or Wardrobe Bedstead, of which the following is a specification:

Nature and Objects of the Invention.

My invention relates to an improved form of those bureau or wardrobe bedsteads which in their closed condition simulate a common bureau.

General Description.

Figure 1 is a perspective view of my bedstead with its top elevated. Fig. 2 represents the same with its supporting-bracket drawn out and flap let down. Fig. 3 is a longitudinal section of the same in its fully-opened condition; and Fig. 4, a transverse section thereof in its closed condition.

A is the external shell of the article of furniture, bearing a general resemblance to that of a bureau or chest of drawers. At the lower part of this chest is an actual drawer, B, and above this drawer the front of the bureau is made to assume the appearance of two additional drawers, C D. The top E of the bureau is hinged to the back thereof, and is capable of being held in the elevated position shown by means of a prop, F, whose lower end is pivoted to the under side of the bureau at *f*. The upper end of the prop F engages in

a notch, *e*, of the top in the open condition of the latter. The upper portion of the bureau contains an extension shelf, G, which, when drawn out, as shown at Fig. 3, constitutes one end of a suitable receptacle for a bed or mattress. The vertical portion *g* of this shelf serves, in the open condition of the latter, as a foot-board; and in its closed condition serves to close the side of the bureau. Below the shelf or extension G the side of the bureau contains a door or hinged bracket, H, which, being opened, as at Figs. 2 and 3, serves to support the extended shelf G.

The upper portion of the front may consist of a flap, D, which may be hinged to the shell at *d*.

A hook, K, and eye L may serve to hold both shelf G and flap D to their closed condition.

Claims.

I claim herein as new and of my invention—

1. The described arrangement of shell A, hinged top E, prop F, extension G, and hinged bracket H, for the purpose set forth.

2. In combination with the elements of preceding clause, the flap D *d*, hook K, and eye L.

In testimony of which invention I hereunto set my hand.

CHRISTIAN MAY.

Attest:

GEO. H. KNIGHT,
JAMES H. LAYMAN.