

T. R. DUNHAM.
Shawl-Straps.

No. 135,530.

Patented Feb. 4, 1873.

Fig. 3.

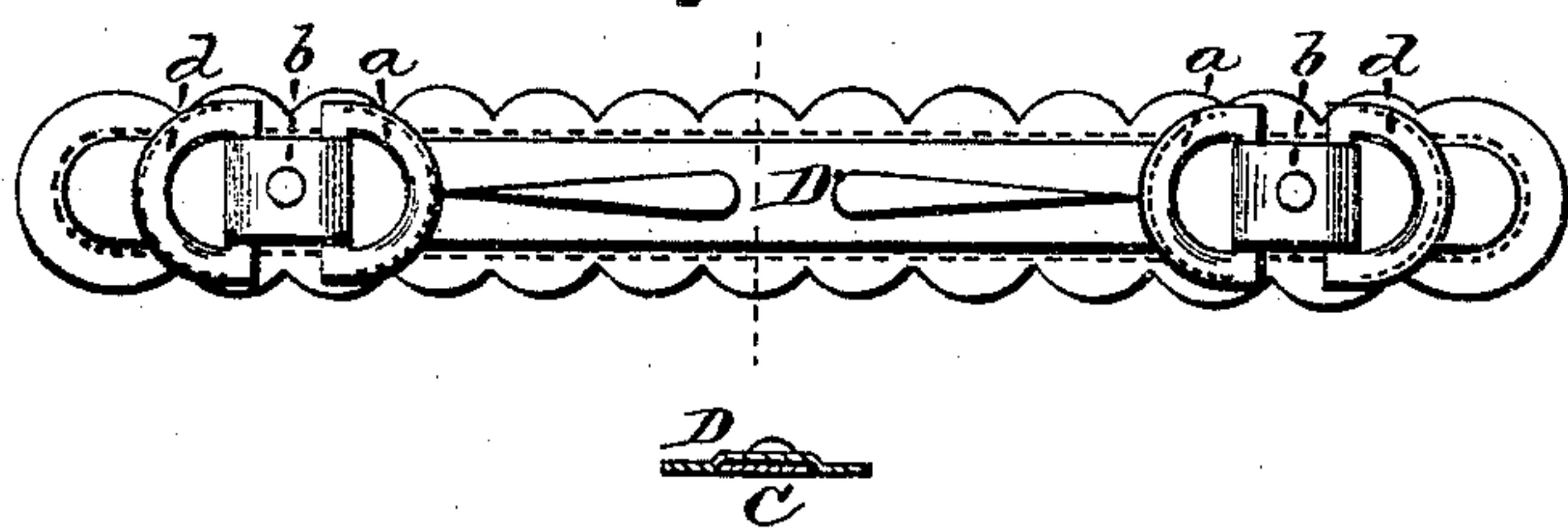


Fig. 1.

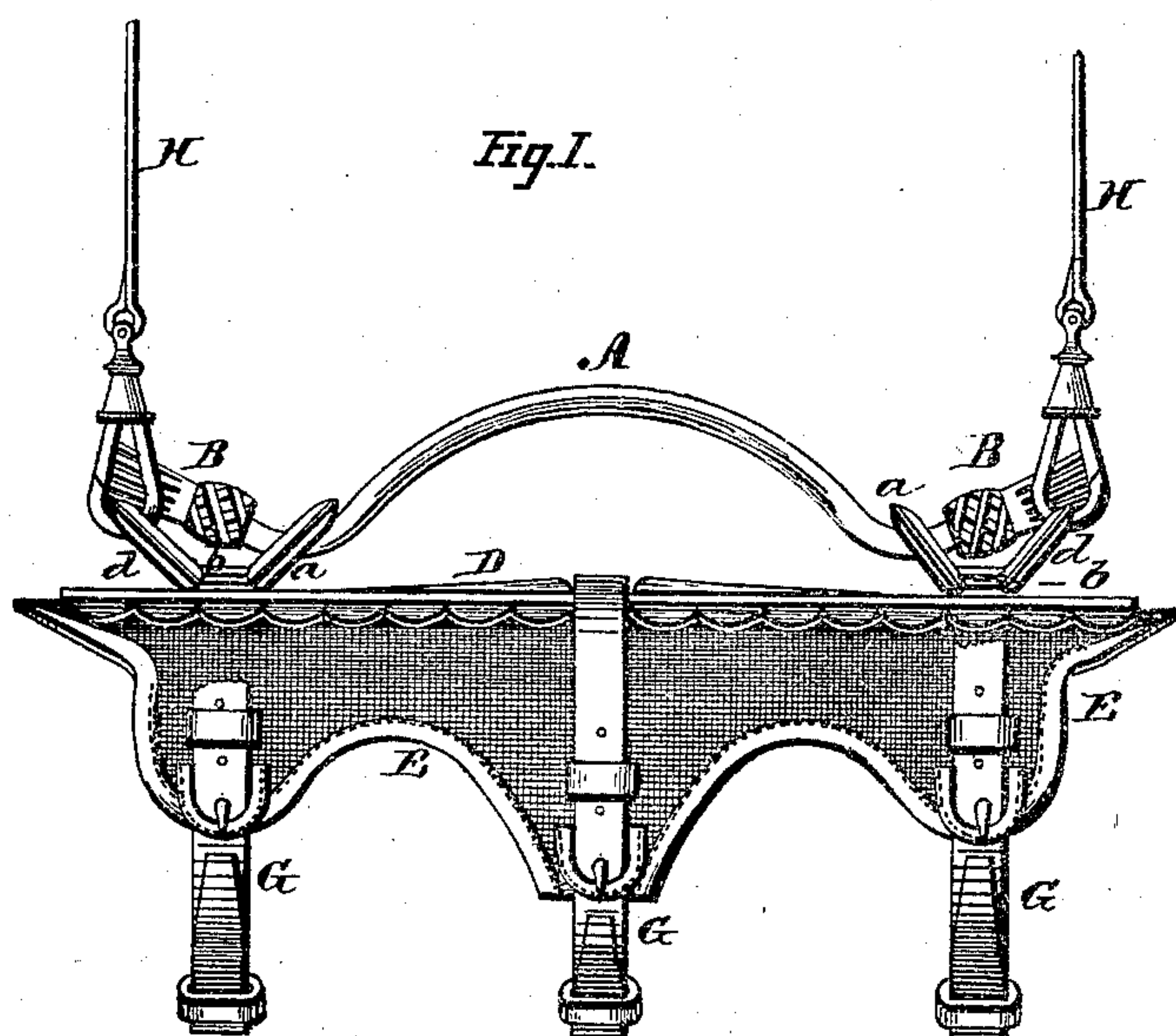
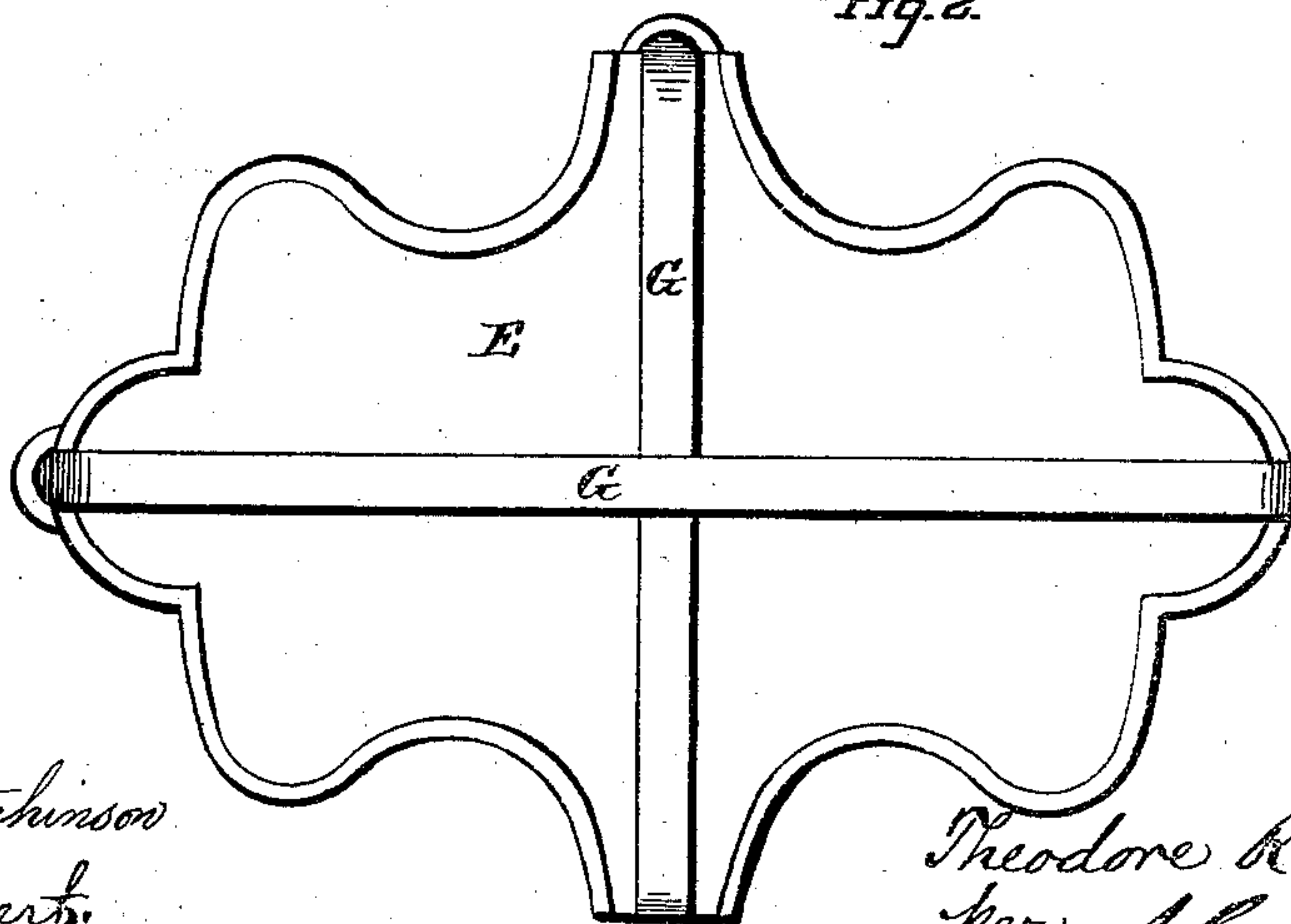


Fig. 2.



Witness:
Jas C. Hutchinson
P. L. Ewert.

Inventor.
Theodore R. Dunham,
per
H. A. Mason
Attorneys.

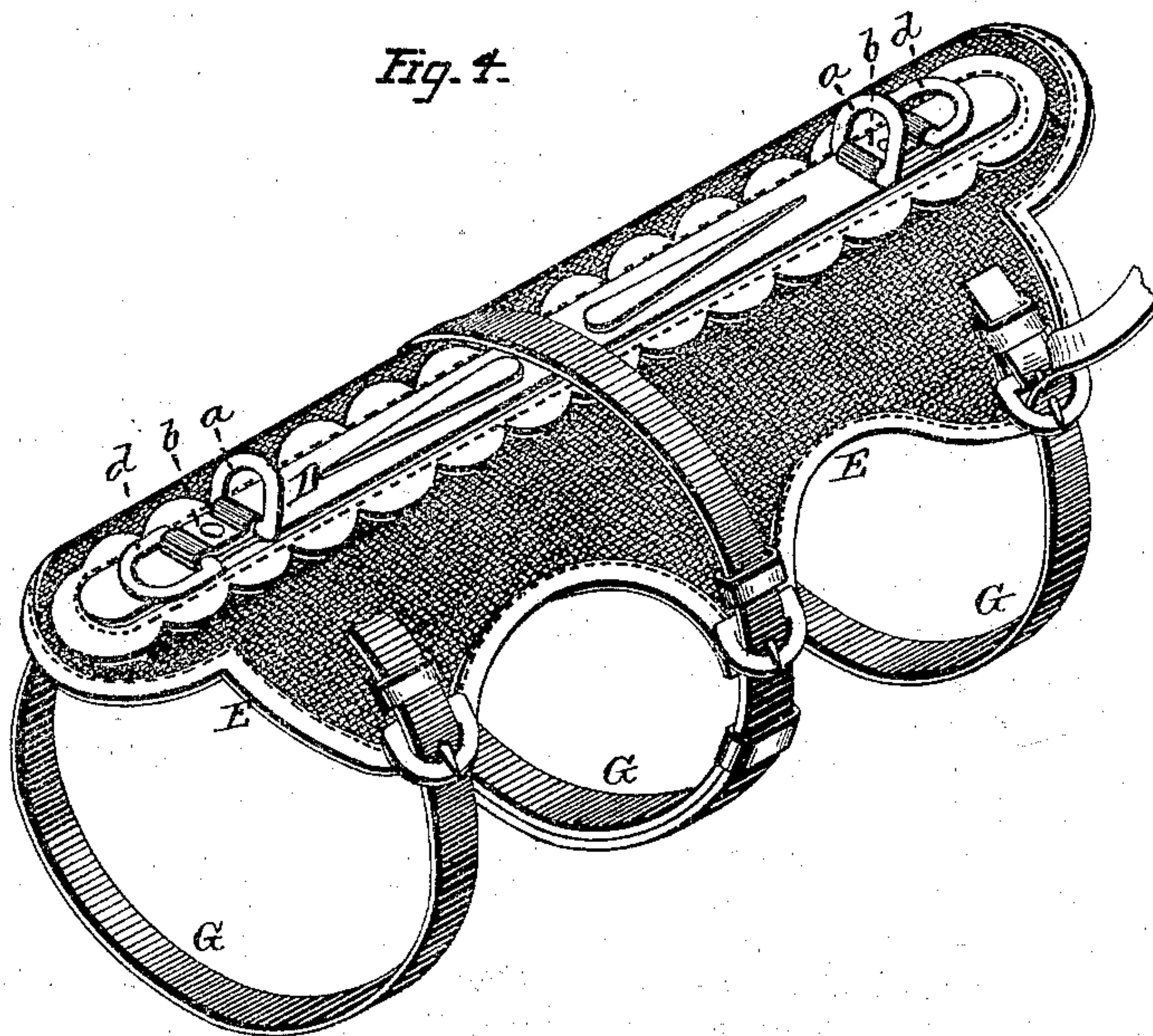
T. R. DUNHAM.

Shawl-Straps.

No. 135,530.

Patented Feb. 4, 1873.

Fig. 4.



Witness:
Geo. C. Hutchinson
C. L. Ewert.

Inventor.
Theodore R. Dunham
per
Henderson Mason
Attorneys.

UNITED STATES PATENT OFFICE.

THEODORE R. DUNHAM, OF NEWARK, NEW JERSEY.

IMPROVEMENT IN SHAWL-STRAPS.

Specification forming part of Letters Patent No. 135,530, dated February 4, 1873.

To all whom it may concern:

Be it known that I, THEODORE R. DUNHAM, of Newark, in the county of Essex and in the State of New Jersey, have invented certain new and useful Improvements in Shawl-Straps; and do hereby declare that the following is a full, clear, and exact description thereof, reference being had to the accompanying drawing and to the letters of reference marked thereon making a part of this specification.

My invention relates to what are known as shawl or package straps; and it consists, first, in a flap of canvas, leather, or other suitable material attached to the handle; and, second, in a ring attached at each end of the handle, as will be hereinafter more fully set forth.

In order to enable others skilled in the art to which my invention appertains to make and use the same, I will now proceed to describe its construction and operation, referring to the annexed drawing, in which—

Figure 1 is a side view of my shawl-strap; Fig. 2 is a bottom view of the flap with the straps arranged in a different manner; Fig. 3 is a plan view of a part of the handle; and Fig. 4 is a perspective view of the shawl-strap with a part of the handle removed.

The handle of my "shawl-strap" is constructed in the following manner: A represents the usual piece of twisted leather, the ends of which are passed through rings *a a* and provided with a knot or tassel, B, to prevent them from being drawn back through the rings. C represents a metal bar of suitable dimensions, provided with a leather covering, D, as shown in Fig. 3. *b b* are small loops, in which the rings *a a* are held, said loops, metal bar C, and covering D being riveted together, thus completing the handle. The same rivets also fasten a flap, E, to the under side of the metal bar C, the leather covering D being sewed to the flap all around the edges of the metal bar

C. This flap E may be made of canvas, leather, or of any one or more suitable materials, of any desired form or shape, either whole or open work, and plain or ornamented, in any manner desired. To this flap are attached the straps G G to go around the shawl or package. These straps may run all in one direction, as shown in Figs. 1 and 4, or cross each other, as shown in Fig. 2.

When the shawl or other article is rolled up and strapped the flap protects the fold from coming loose or turning over at the same time as it forms an ornament, and makes the whole present a neat and tasteful appearance.

To the loops *b b*, or to any other suitable part of the handle, are attached rings *d d*, to which the ends of a strap, H, may be attached by snap-hooks or other suitable means, so that it may be carried or slung over the shoulder.

Having thus fully described my invention, what I claim as new, and desire to secure by Letters Patent, is—

1. In a shawl or package strap, a ring, *d*, attached at or near each end of the handle for the attachment of a strap to carry or sling the bundle over the shoulder, substantially as herein set forth.

2. The within-described shawl-strap, consisting of the flap E, with the straps G attached to one edge and the buckles attached to the other, and with stay-piece D and handle A secured to the longitudinal center of the flap, all substantially as and for the purposes herein set forth.

In testimony that I claim the foregoing I have hereunto set my hand this 25th day of November, 1872.

THEODORE R. DUNHAM.

Witnesses:

LEWIS E. DUNHAM,
WM. H. MIRUZ.