

J. S. ANDERSON.

Adjustable Picket-Fences.

No. 134 624.

Patented Jan. 7, 1873.

Fig. 1.

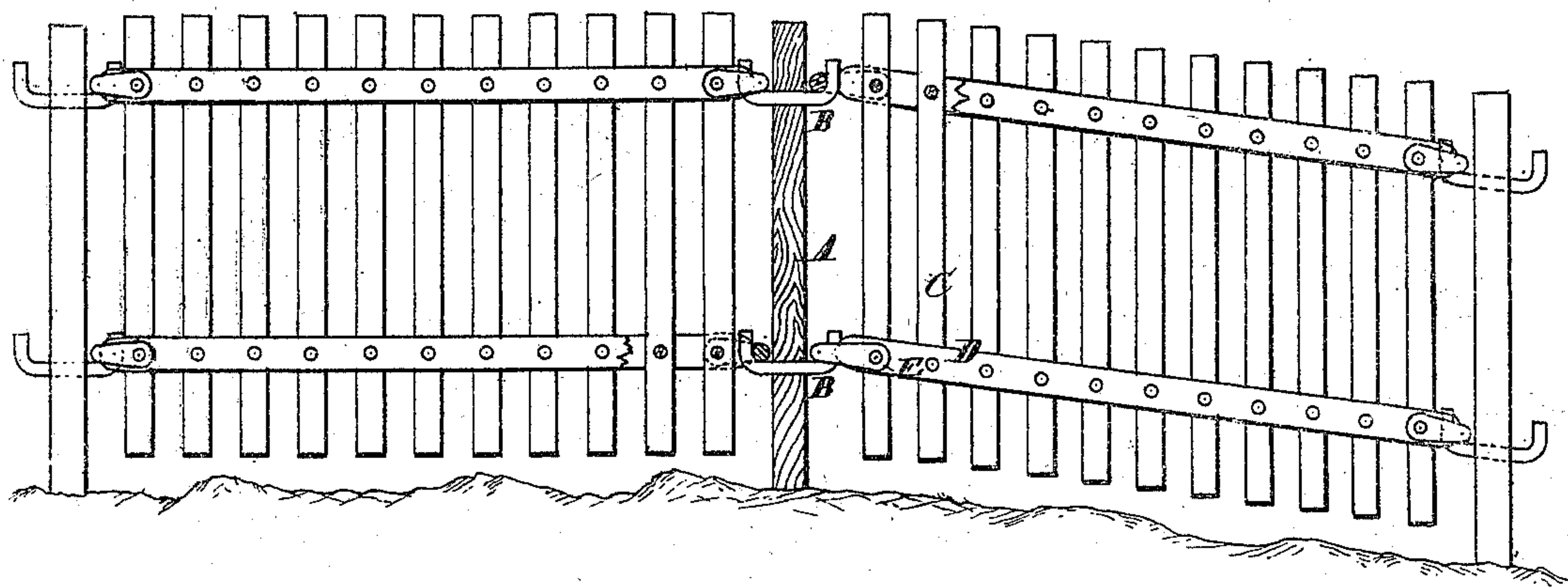


Fig. 2.

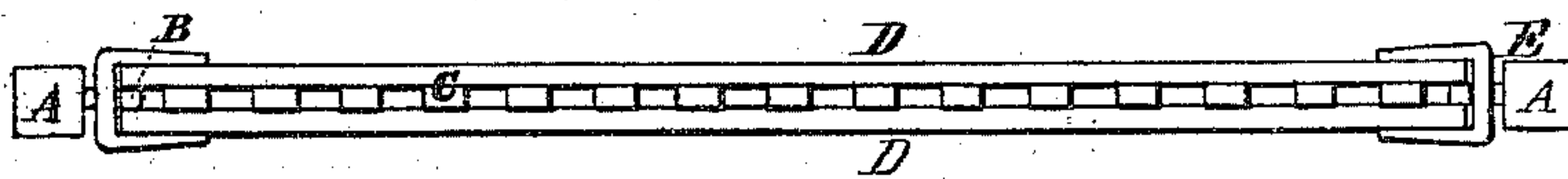
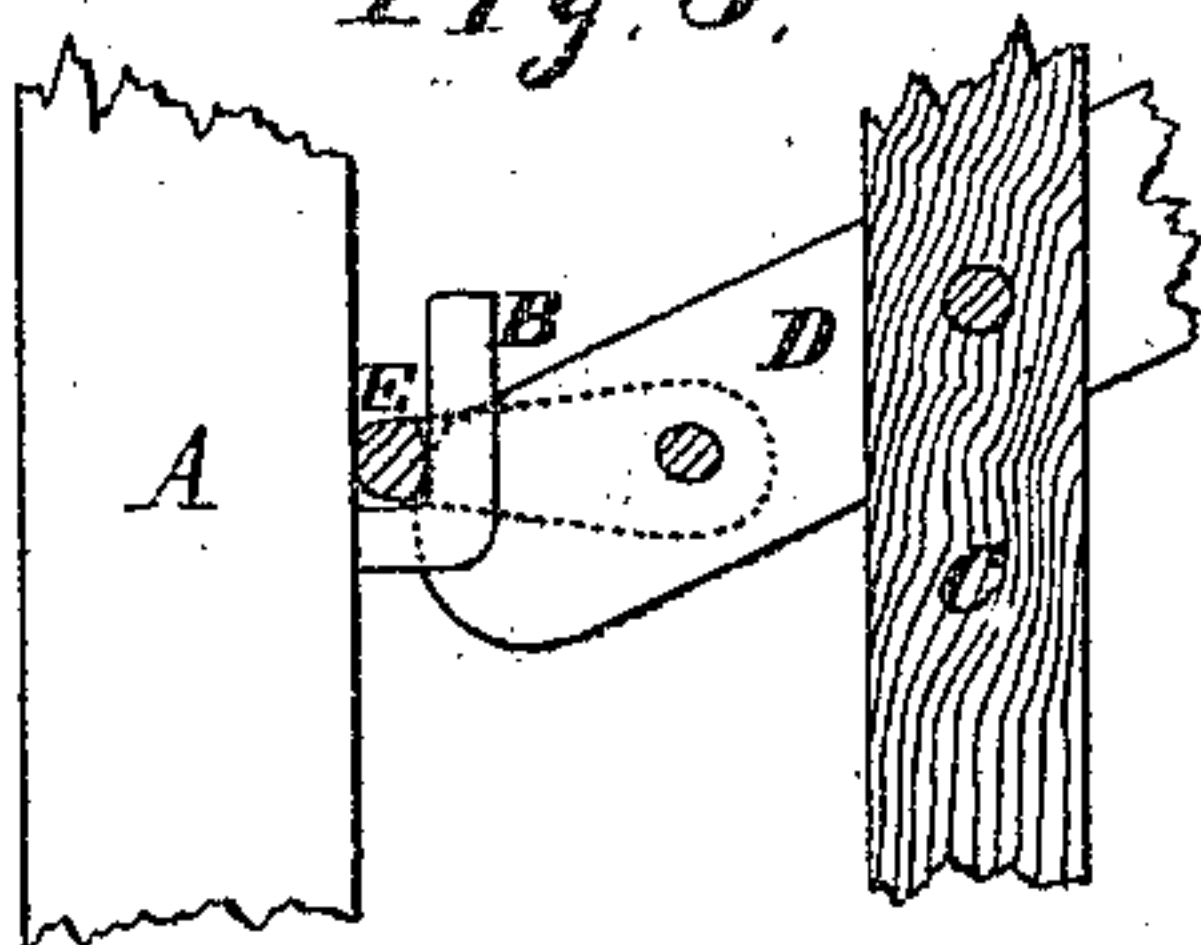


Fig. 3.



Witnesses.

*E. A. Bates
Geo Ellpham.*

Inventor.

*John S. Anderson
Chipman Hosmer & Co.
Attys.*

UNITED STATES PATENT OFFICE.

JOHN S. ANDERSON, OF FLINTVILLE, WISCONSIN.

IMPROVEMENT IN ADJUSTABLE PICKET-FENCES.

Specification forming part of Letters Patent No. 134,624, dated January 7, 1873.

To all whom it may concern:

Be it known that I, JOHN S. ANDERSON, of Flintville, in the county of Brown and State of Wisconsin, have invented a new and valuable Improvement in Adjustable Fence; and I do hereby declare that the following is a full, clear, and exact description of the construction and operation of the same, reference being had to the annexed drawing making a part of this specification, and to the letters and figures of reference marked thereon.

Figure 1 of the drawing is a representation of an elevated view of my invention; Fig. 2 is a sectional view of the same; and Fig. 3 is a detail view of the same.

This invention has relation to "portable fences" in which the palings are pivoted to the horizontal bars, and the latter hinged to the fence-posts, so that the fence may be adapted to hill-sides and uneven surfaces; and it consists in the construction and novel arrangement of the pivoted loops attached to horizontal bars, whereby they may be arranged at any inclination, as hereafter more fully described.

Referring to the accompanying drawing, A designates the fence-posts, each of which is provided with two pins, B, passing through

them lengthwise of the fence and bent up at the ends to produce the double hooks shown. C designates the palings pivoted to the horizontal bars D, to the ends of which are pivoted the loops E, which rest on the hooks, as shown the latter passing up between the ends of each pair of horizontal bars. The loops E being pivoted allow the horizontal bars to be arranged at any inclination.

The object in pivoting the palings is to cause them to assume vertical positions at any inclination of the horizontal bars, provided the posts A are set vertically in the ground.

What I claim as my invention, and desire to secure by Letters Patent, is—

The pivoted loops E attached to the horizontal bars D, as described, in combination with the post A having the double hooks B and pivoted palings C, substantially as specified.

In testimony that I claim the above I have hereunto subscribed my name in the presence of two witnesses.

JOHN S. ANDERSON.

Witnesses:

J. S. BAKER,
EMIL KITTNER.