

F. C. HAMILTON.

Seal-Locks.

No. 134,474.

Patented Dec. 31, 1872.

FIG. 1.

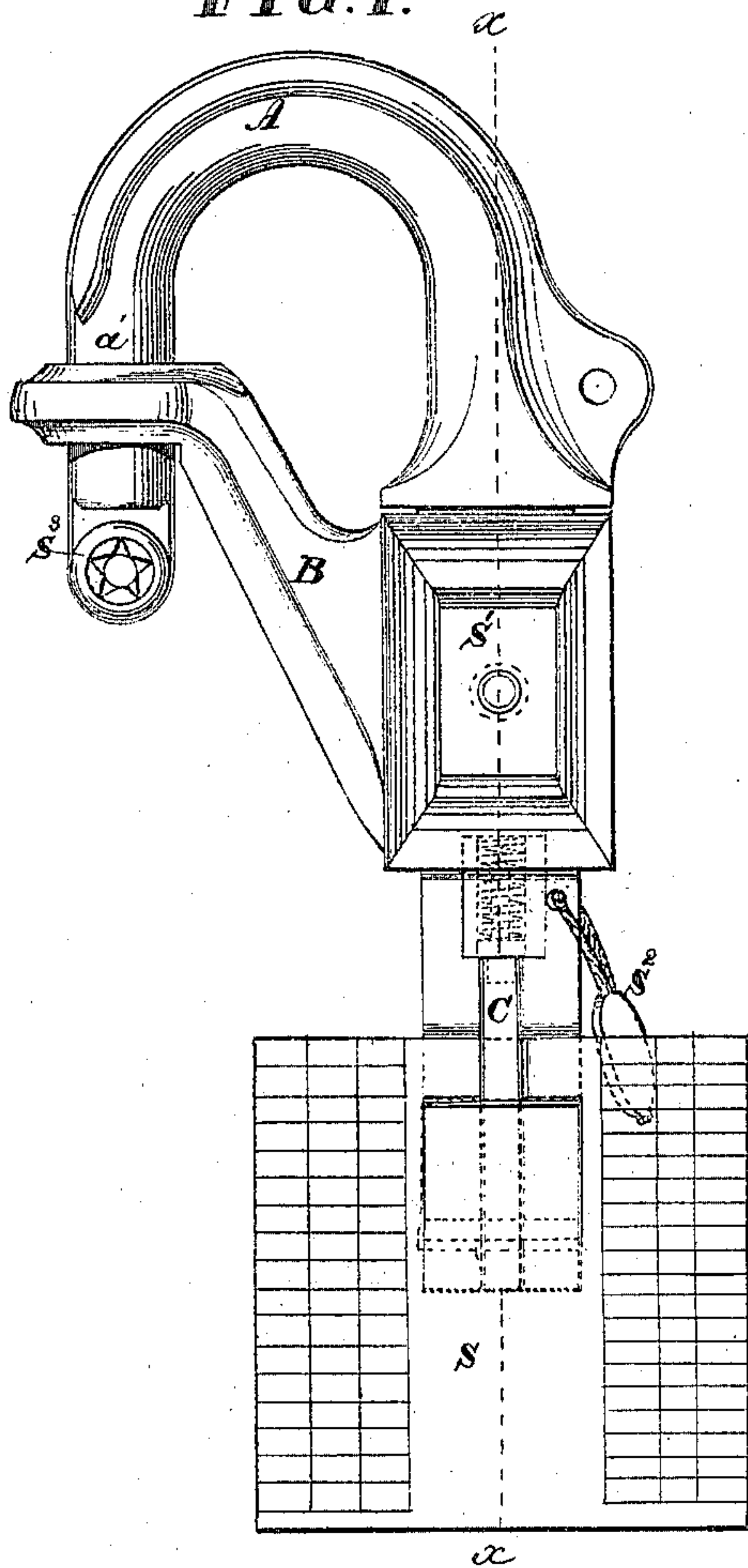


FIG. 2.

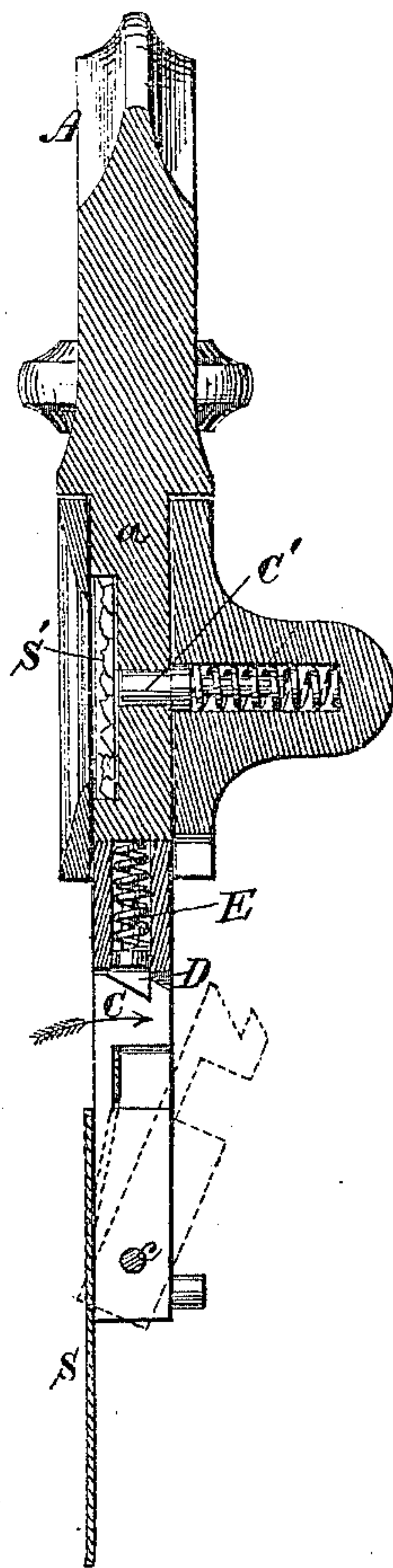
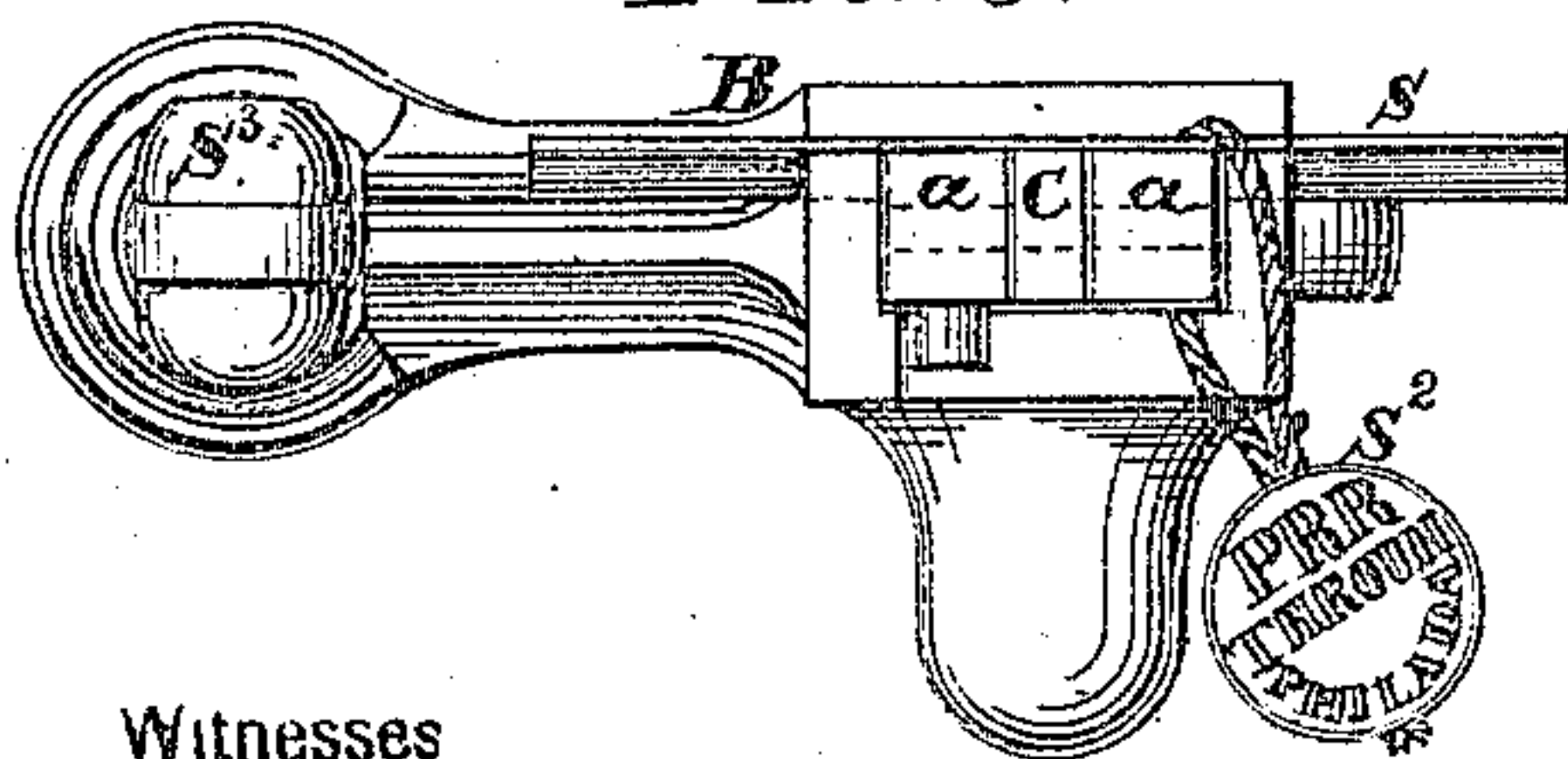


FIG. 3.



Witnesses

Geo. L. Ewin
Walter Allen

Inventor.

Fred C. Hamilton
By Knights Bros
Attorneys

UNITED STATES PATENT OFFICE.

FRED C. HAMILTON, OF NEW YORK, N. Y., ASSIGNOR TO EDWARD J. BROOKS,
OF SAME PLACE.

IMPROVEMENT IN SEAL-LOCKS.

Specification forming part of Letters Patent No. 134,474, dated December 31, 1872.

A.

To all whom it may concern:

Be it known that I, FRED C. HAMILTON, of the city, county, and State of New York, have invented an Improvement in Seal-Locks, of which the following is a specification:

Nature and Objects of the Invention.

This is an improvement in locks adapted for securing the doors of freight-cars and for other analogous uses. The nature of the invention consists in adapting the same lock for the reception of both a seal of sheet metal, constituting a portion of the lock, and also a Brooks glass seal. It may also be adapted for the reception of seals of some other kinds, as hereinafter described. The objects of the invention are to adapt the lock to the purposes or preferences of different individuals or corporations and to permit the application to one and the same lock of seals or private marks of different individuals as an additional means of security.

Description of the Accompanying Drawing.

Figure 1 is a front elevation of a lock, illustrating my invention. Fig. 2 is a vertical longitudinal section of the same on the line *x x*, Fig. 1. Fig. 3 is an under-side view thereof.

General Description.

A is a bow or shackle, the ends *a a'* of which slide within mortises in the bar B. The longer end *a* of the shackle is bifurcated, and has pivoted within it at *c* a hasp, C. This hasp and the shank *a* of the shackle are correspondingly notched from opposite faces to adapt them for the reception of a seal, S, of sheet metal, which is formed with a perforation to receive the said hasp, and when the latter is closed, as shown by full lines in Fig. 2, prevent any further movement of the said hasp in the direction indicated by the arrow, while its retraction is prevented by the catch D, thrown out by spring E.

In another application for Letters Patent of even date herewith, I have described and claimed this mode of using a sheet-metal seal, so that it will constitute a part of the lock itself,

In my present improvement I have adapted the device for use in connection with a Brooks glass seal, which is shown at *S*¹, inserted in a seat in the sliding shank of the shackle, and confined by the frame B, through an aperture in which the said glass seal is viewed when the lock is closed. *C'* is a spring-catch working in the frame B and engaging in an aperture in the shank *a*, protected by the glass seal S, so that the said seal must be broken before the spring-catch *C'* can be pushed back and the shackle released.

To adapt the hasp C of my sheet-metal seal S to work more conveniently in connection with the devices for retaining the glass seal, I have recessed both the shank and the hasp to receive the sheet-metal seal, so that when the hasp is closed it may be flush with the surface of the shank, and when the seal is broken and removed the hasp itself will offer no resistance to the sliding of the shank in order to open the lock.

As an additional means of security I have provided for the use of a Mears wire-and-head seal, or other analogous seal, as shown at *S*², by passing the loop thereof through an aperture in the shank *a*; and, further, for the application of a simple lead-rivet seal in the end of *a'* of the shackle, as shown at *S*³.

Claims.

The following is claimed as new:

1. The hasp C for a sheet-metal seal, in combination with the recessed shank *a* of the shackle A, all constructed and arranged to operate substantially as described.

2. The combination and arrangement of the hasp C, shackle-shank *a*, mortised bar B, spring-catches D *C'*, and seals S *S*¹, arranged for joint use in the manner described.

To the above specification of my improvement in seal-locks I have hereunto set my hand this 18th day of November, 1872.

FRED C. HAMILTON.

Witnesses:

E. J. BROOKS,
JAMES HARRIS.