

A. M. COMSTOCK.

Doffer Strippers for Carding-Machines.

No. 133,832.

Patented Dec. 10, 1872.

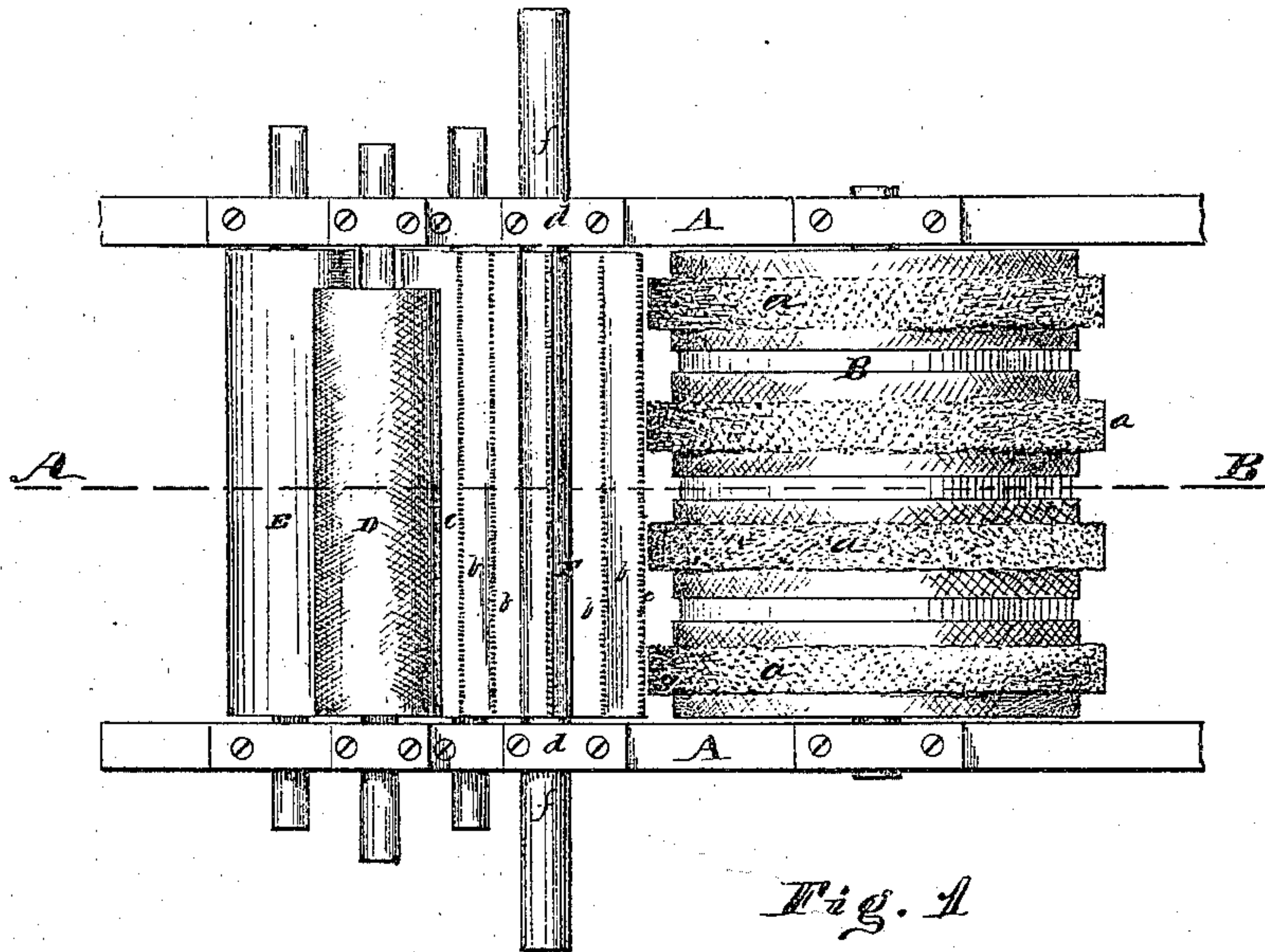


Fig. 1

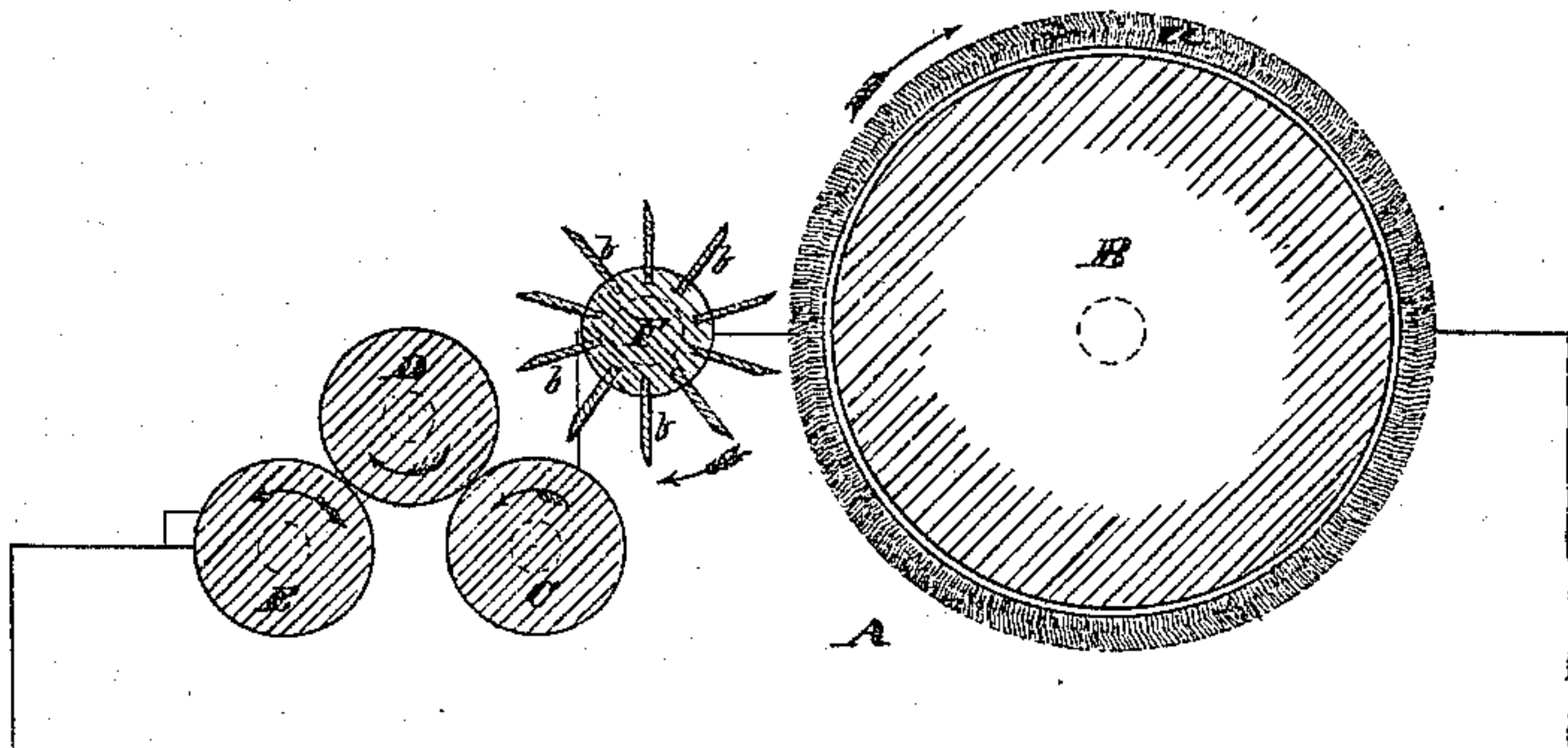


Fig. 2

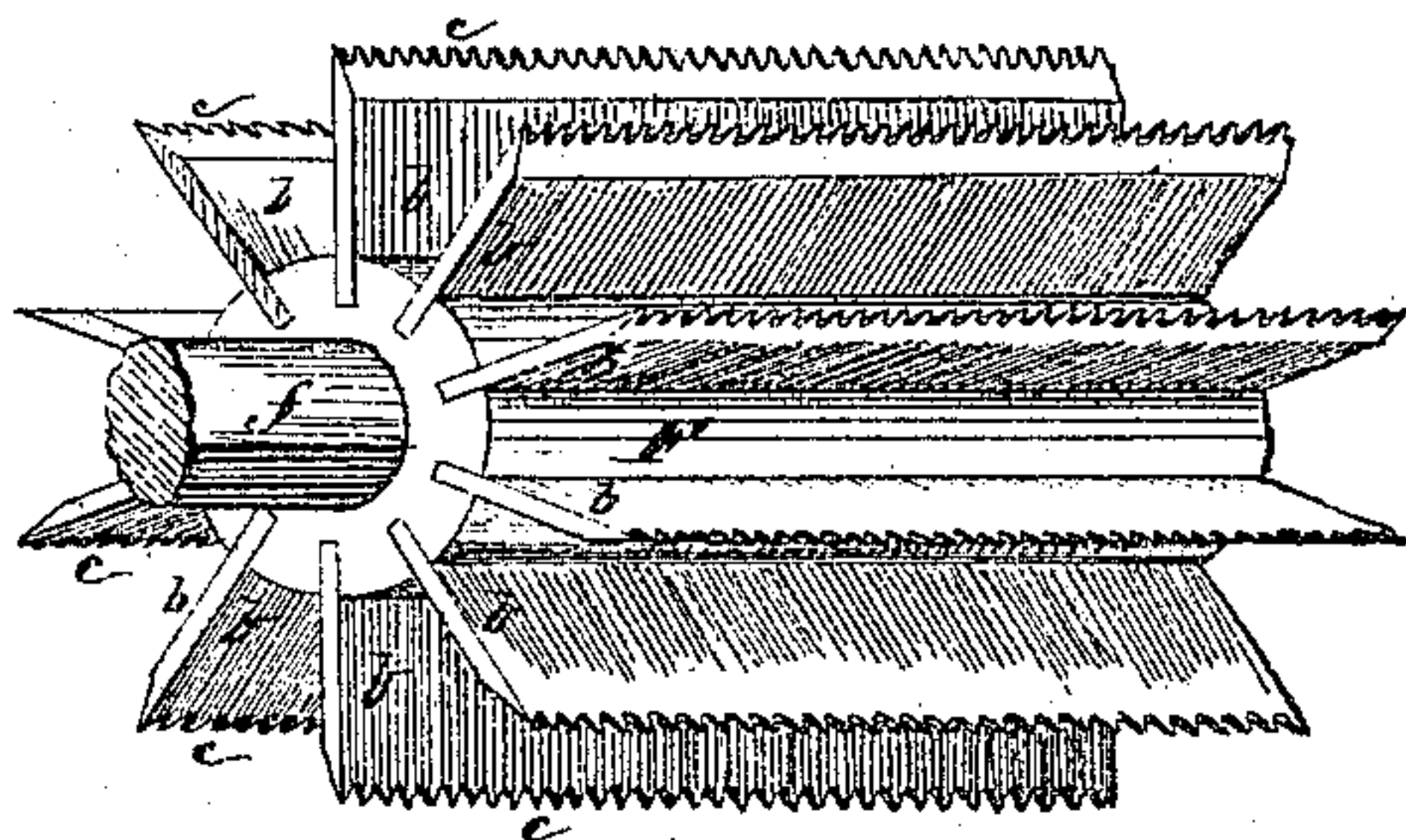


Fig. 3

Witnesses

Thos. H. Dodge
A. C. Peice.

Inventor

Albert M. Comstock

UNITED STATES PATENT OFFICE.

ALBERT M. COMSTOCK, OF HOLDEN, MASSACHUSETTS.

IMPROVEMENT IN DOFFER-STRIPPERS FOR CARDING-MACHINES.

Specification forming part of Letters Patent No. 133,832, dated December 10, 1872.

To all whom it may concern:

Be it known that I, ALBERT M. COMSTOCK, of Holden, in the county of Worcester and State of Massachusetts, have invented certain new and useful Improvements in Doffer-Strippers for Carding-Machines; and I do hereby declare the following to be a full, clear, and exact description of the same, reference being had to the accompanying drawing forming a part of this specification, in which—

Figure 1 represents a plan view of such portions of a carding-machine as are necessary to illustrate my improvement; Fig. 2 represents a vertical section of the same on line A B, Fig. 1; and Fig. 3 represents a perspective view of a portion of my improved stripper.

To enable those skilled in the art to which my invention belongs to make and use the same, I will proceed to describe it more in detail.

My invention pertains to an improvement in the construction and arrangement of a stripper, with a view of enabling it to support or carry the stock or roving during its passage from the doffer to the condensing-rolls, and to deliver the stock to said rolls without liability of its being wound up on the blades.

In the drawing, A represents the frame; B, the doffer; C, D, and E, the condensing or rub rolls; and F, the stripper. The usual construction of doffer and condensing-rolls is shown, the former being provided with rings of card-clothing *a*, each of which collects sufficient wool to form a stand of roving, and the upper roll D having a laterally-reciprocating motion to impart the desired density and uniformity to the roving. The stripper consists of a series of steel or other metal blades, *b*, rigidly secured to a shaft, *f*, at suitable intervals of space. Each blade is parallel to the shaft, projects radially outward, and has a serrated or toothed edge, *c*. This edge is beveled on

the side which, in practical operation, first comes into contact with the wool on the doffer. The direction of rotation of the several rollers is indicated by the arrows.

The stripper takes the wool from the rings *a* of the doffer, and, by reason of the serrations or teeth of its blades, as well as its local relation to the doffer and condensing-rolls, supports the strands during their passage to said rolls, thus preventing the stoppage of the machine in consequence of the parting or falling of the strands, as frequently results in the use of other strippers, particularly if short or bad stock be used.

The practical or comparative value of this mode of supporting the stock is, however, directly modified by the necessity of providing for the same being taken off the toothed blades without resistance or obstruction sufficient to render it liable to be wound up on the stripper. To facilitate and insure such delivery and result is the function of the beveled edge of the blades. Thus the serrating and beveling of the blades bear a necessary functional relation to each other, modified to some extent by the arrangement of the stripper with reference to the doffer and condensing-rolls.

Disclaiming fixed or serrated blades, *per se* or broadly,

I claim as novel and of my invention—

The stripper F, composed of serrated or toothed blades *b c* rigidly secured to a shaft, *f*, and beveled on one side, as specified, when arranged with the doffer B and condensing or rub rolls C D E, as shown and described, whereby it is adapted to support and deliver the stock, as set forth.

ALBERT M. COMSTOCK.

Witnesses:

THOS. H. DODGE,
A. E. PEIRCE.