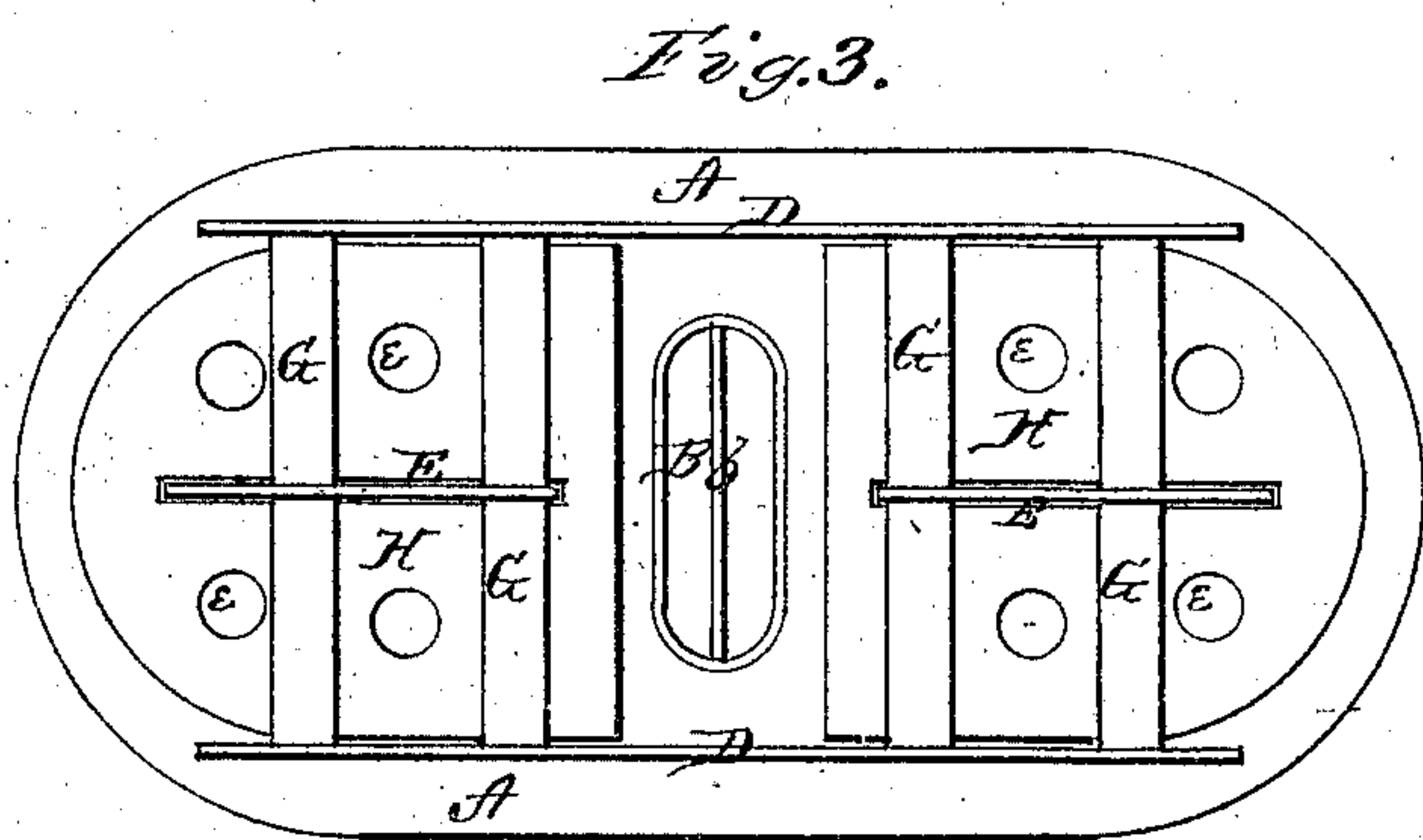
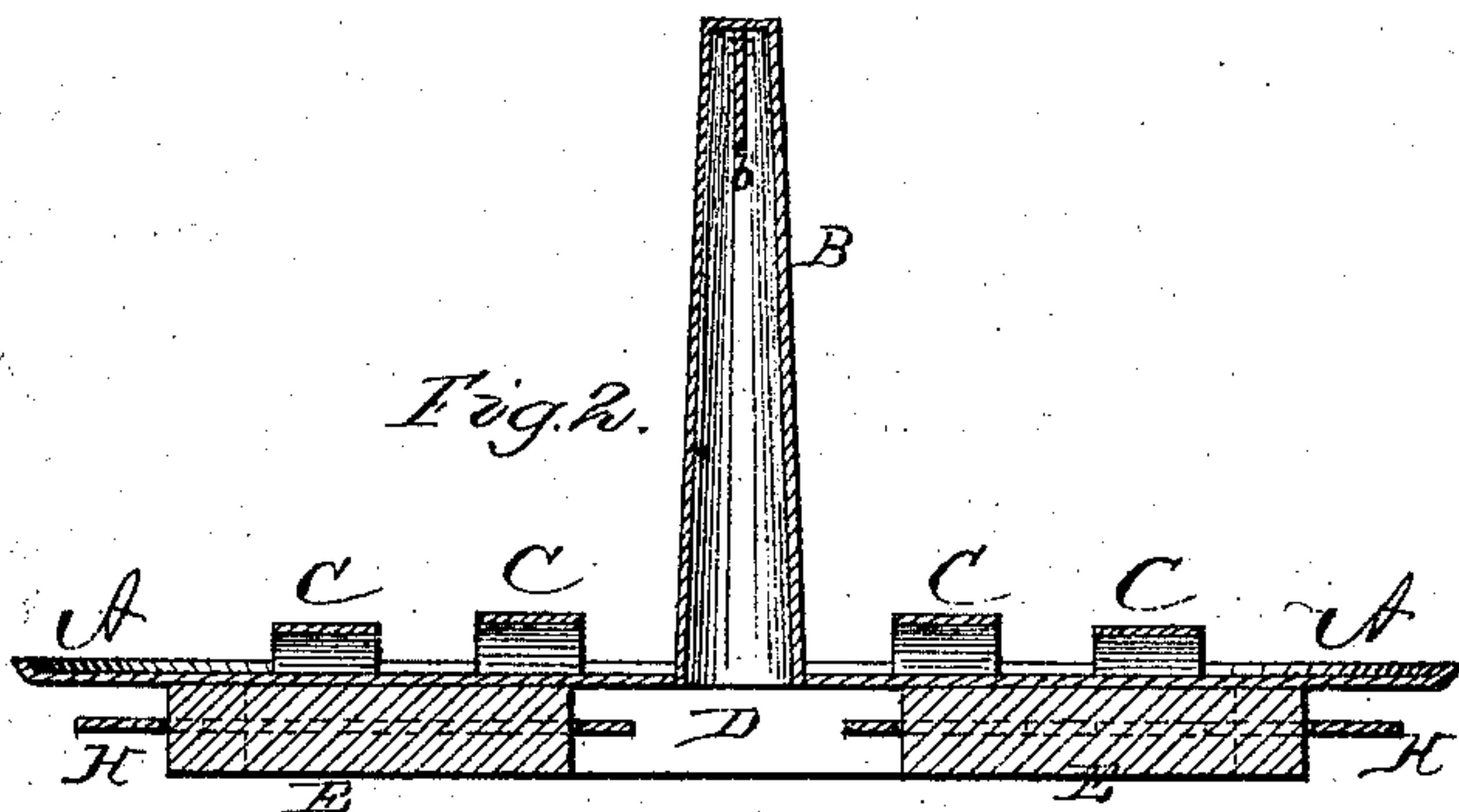
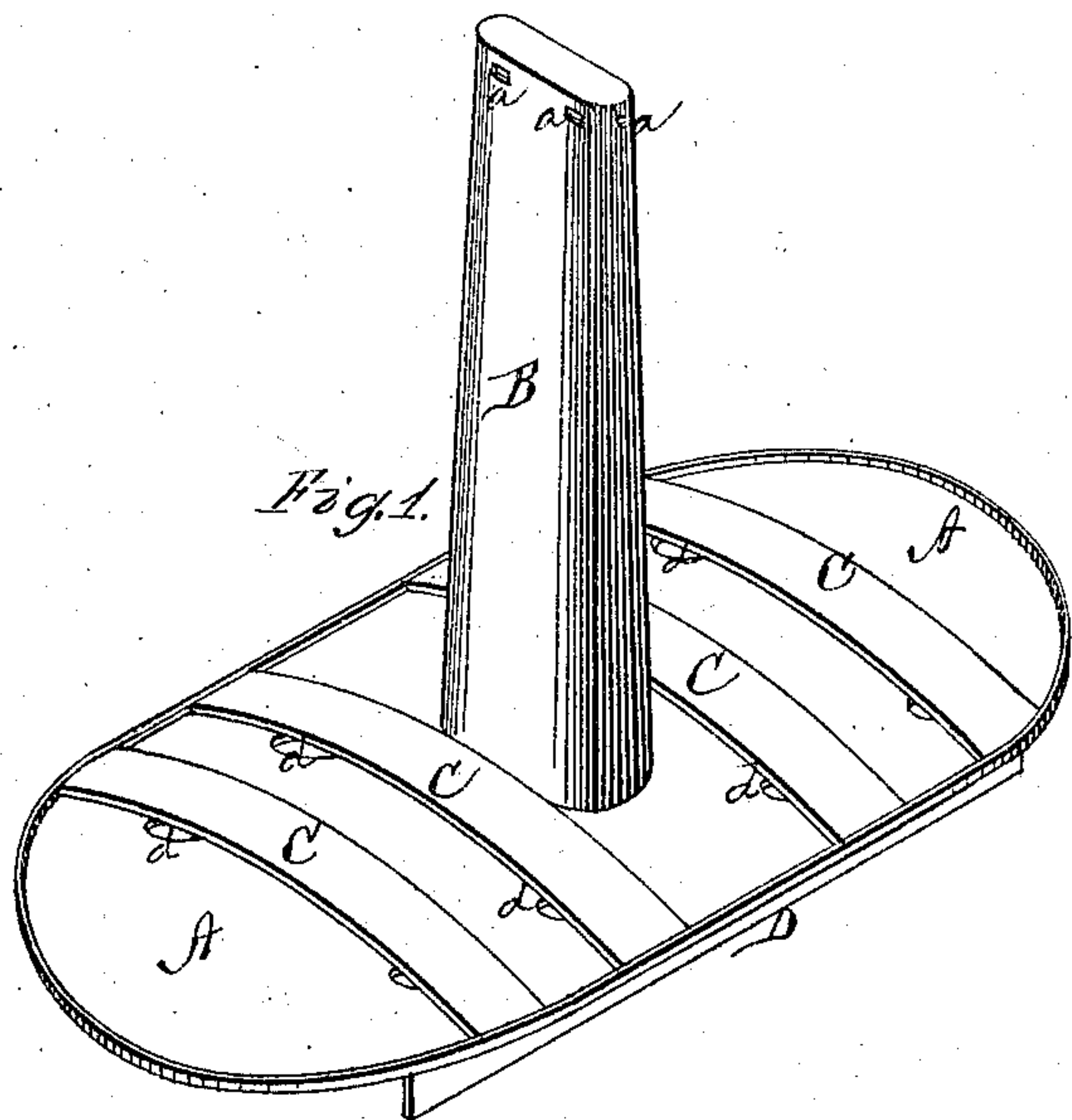


B. JENNINGS.

Wash-Boiler Attachments.

No. 133,779.

Patented Dec. 10, 1872.



Witnesses
John A. Ellis.
Wm. H. Ellis

Inventor
Burr Jennings.
Per.

J. H. Alexander & Co.
Attys.

UNITED STATES PATENT OFFICE.

BURR JENNINGS, OF PAW PAW, MICHIGAN.

IMPROVEMENT IN WASH-BOILER ATTACHMENTS.

Specification forming part of Letters Patent No. 133,779, dated December 10, 1872.

To all whom it may concern:

Be it known that I, BURR JENNINGS, of Paw Paw, in the county of Van Buren and State of Michigan, have invented certain new and useful Improvements in Attachments for Wash-Boilers; and I do hereby declare that the following is a full, clear, and exact description thereof, reference being had to the accompanying drawing and to the letters of reference marked thereon which form a part of this specification.

The nature of my invention consists in the construction and arrangement of an attachment for wash-boilers, as will be hereinafter more fully set forth.

In order to enable others skilled in the art to which my invention appertains to make and use the same, I will now proceed to describe its construction and operation, referring to the annexed drawing, in which—

Figure 1 is a perspective view; Fig. 2, a longitudinal vertical section; and Fig. 3, a bottom view of my attachment.

A represents a plate forming a false bottom of such dimensions as to fit in the wash-boiler where it is intended to use it. This bottom is, in the center, provided with an oval tapering tube, B, which is closed at its upper end, and provided with apertures *a a* around said upper end. Within the tube B in the upper end is a partition, *b*, which divides the stream of boiling suds passing up through the tube, and causes the same to be evenly distributed over the clothes. Across the bottom A, on the upper side, are bows C C, upon which the clothes are laid; and under each bow are openings *d d* for the passage of the water and suds back to the bottom of the boiler, the bows C C preventing the clothes from stopping up said openings. On the under side of the bottom A are two parallel bars, D D, one on each side; and between the same are two short bars, E E, all connected together by means of braces G G. H H are plates placed under each end of the

bottom A and between it and the braces G G. They extend entirely between the two parallel bars D D, and move on the bars E; that is, said bars pass through slots in the plates. The plates H H have openings *e e*, which do not correspond with the openings *d d* in the bottom A, and hence these plates act as valves for the openings in said bottom.

This attachment or washer is placed in the bottom of the wash-boiler, and the bottom A covered with soap suds. The clothes are then placed on the bows C C, and when the water boils the steam and water rush up through the tube B and out through the holes *a a*, spreading over the clothing, and returning to the bottom of the boiler are again sent up through the tube, and so on.

The valves H H prevent the steam and water from passing up through the openings *d d* in the bottom A, and thus increase its velocity or force through the central tube; they, however, allow the free passage of the water back to the bottom of the boiler.

I am aware that washing attachments have been made with one or more tubes through which the steam and water are passed up and distributed over the clothes; and I do, therefore, not claim such device, broadly, as my invention; but

What I do claim as new, and desire to secure by Letters Patent, is—

The within-described attachment for wash-boilers, consisting of the perforated bottom A, tube B with partition *b*, bows C C, bars D E, braces G G, and valves H H, all constructed and arranged substantially as and for the purposes herein set forth.

In testimony that I claim the foregoing as my own I affix my signature in presence of two witnesses.

BURR JENNINGS.

Witnesses:

CHAS. E. GALLIGAN,
JOHN KNOWLES.