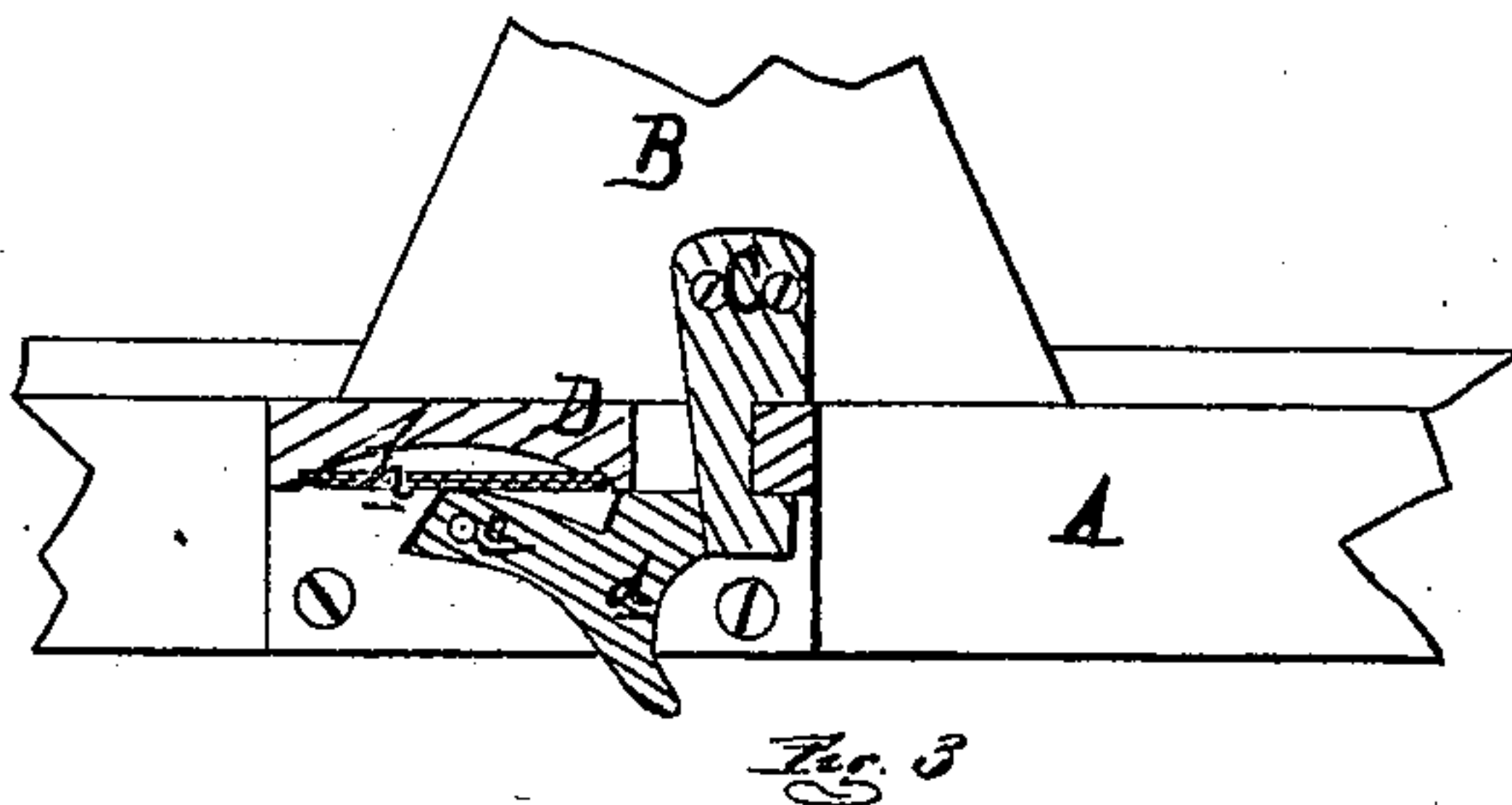
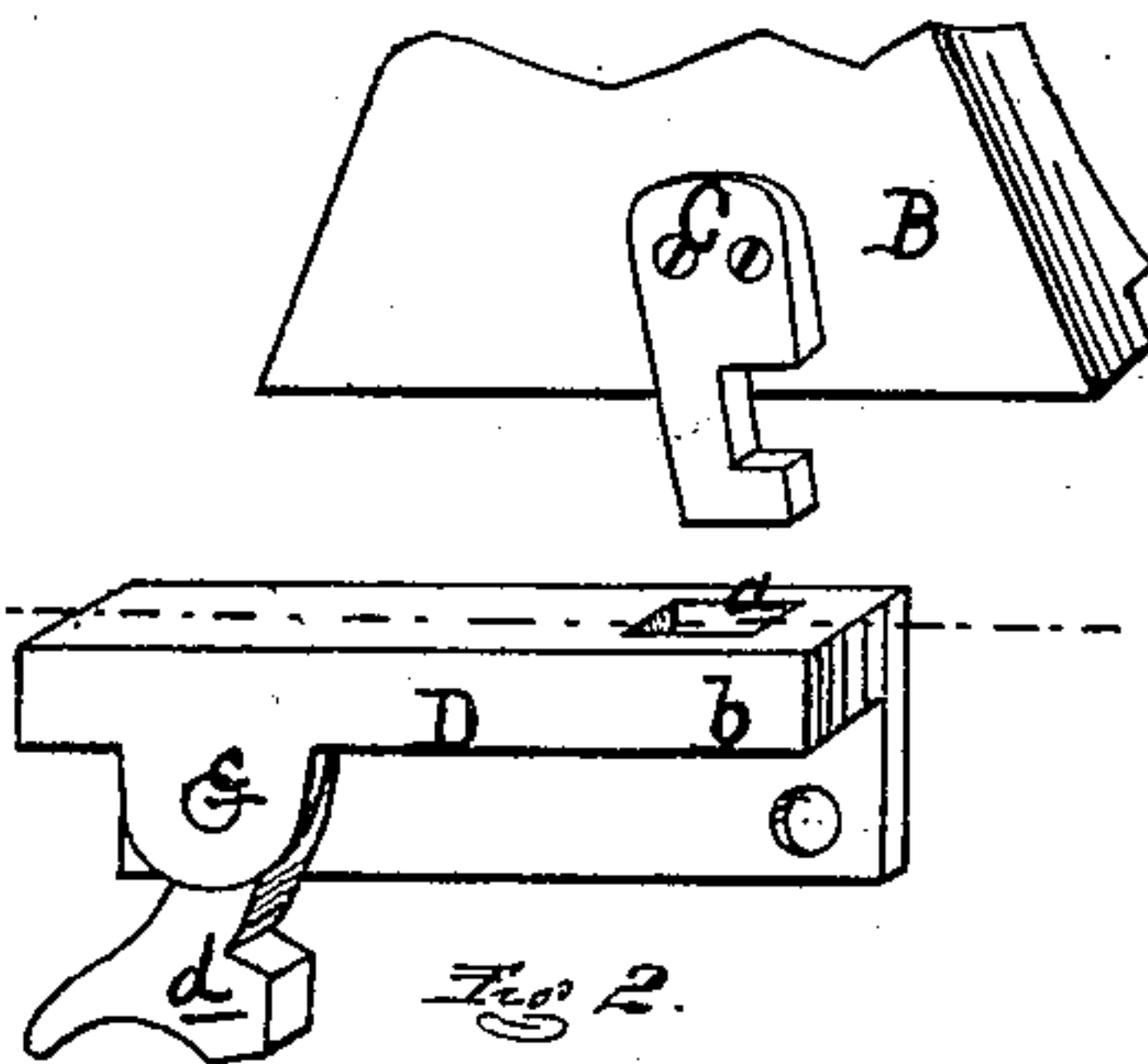
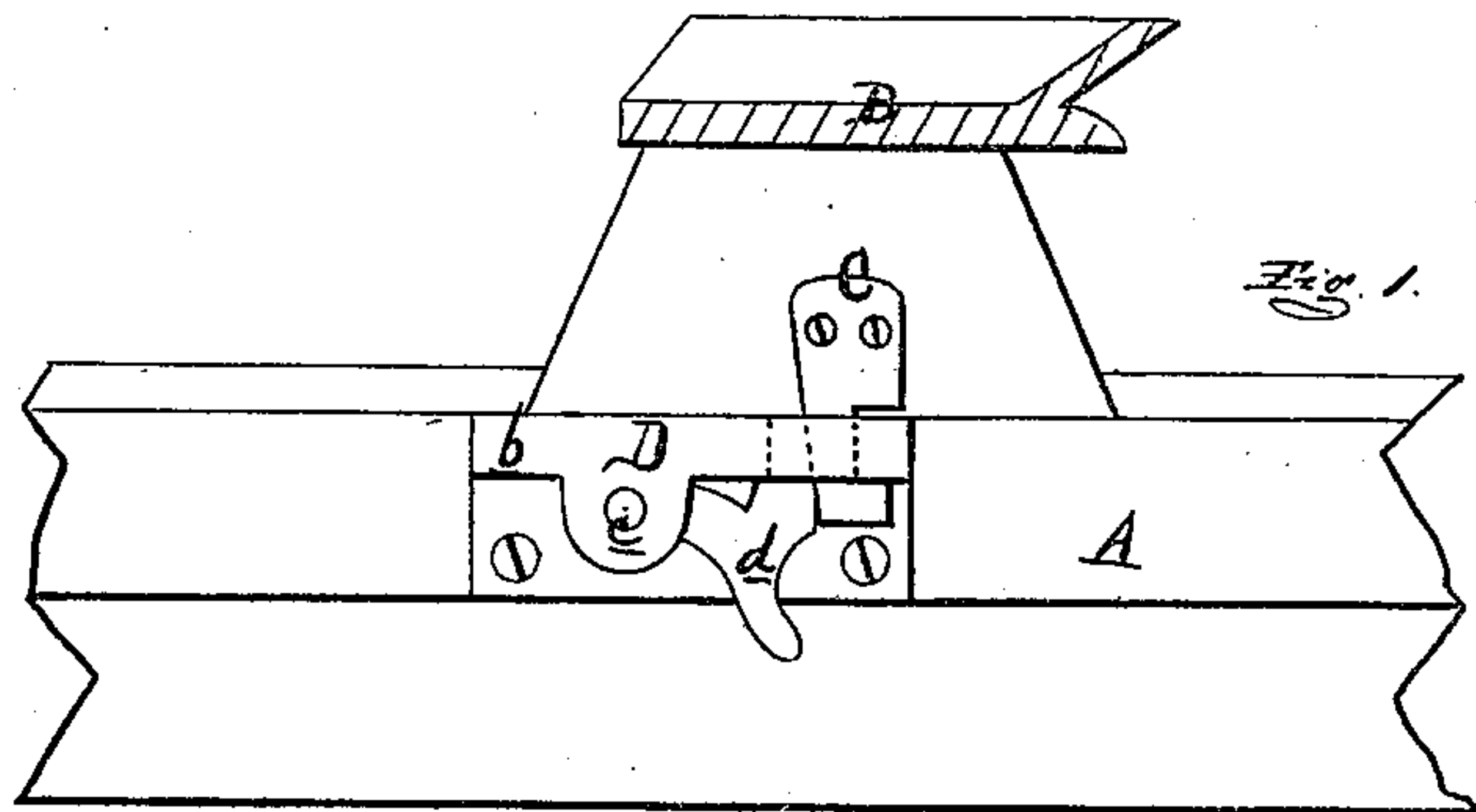


J. J. SCHAIRER & C. REIMOLD.

Wagon-Seat Fastenings.

No. 133,490.

Patented Nov. 26, 1872.



ATTEST:

N. S. Sprague  
H. F. Everts

INVENTOR:

J. J. Schairer  
C. Reimold  
Per Atty —  
N. S. Sprague.

# UNITED STATES PATENT OFFICE.

JOHN J. SCHAIRER AND CHRISTIAN REIMOLD, OF SALINE, MICHIGAN.

## IMPROVEMENT IN WAGON-SEAT FASTENINGS.

Specification forming part of Letters Patent No. 133,490, dated November 26, 1872.

*To all whom it may concern:*

Be it known that we, JOHN J. SCHAIRER and CHRISTIAN REIMOLD, of Saline, in the county of Washtenaw and State of Michigan, have invented a new and useful Improvement in Wagon-Seat Fastenings; and we do declare that the following is a true and accurate description thereof, reference being had to the accompanying drawing and to the letters of reference marked thereon, and being a part of this specification, in which—

Figure 1 is an elevation. Fig. 2 shows the parts detached. Fig. 3 is a vertical section on the line *xx* in Fig. 2.

Like letters refer to like parts in each figure.

The nature of this invention relates to an improvement in that class of devices employed to secure seats of wagons in place, so arranged as to be certain in operation, and to allow the seat to be readily and easily removed when desired. The invention consists in the construction of a peculiar locking device for the purpose, and in the arrangement of the various parts, as more fully hereinafter described.

In the accompanying drawing, A represents a section of a wagon-box, and B a seat and seat-frame. To each end of the seat-frame is secured, by screws, rivets, or otherwise, the metallic hook C, so arranged as to project below the bottom of the seat-frame sufficiently to pass through the slot *a* and engage with

the rear end of the plate D. This plate D is cast with a projecting shoulder, *b*, through which is the slot *a*. The plate is bolted or otherwise secured to the inner side of the wagon-box, as shown. A thumb-latch, *d*, is pivoted at *c* to the plate D. The hook C is passed through the slot *a*, and the thumb-latch is thrown into the position shown in Figs. 1 and 3, and securely holds the hook in its engagement with the end of the plate, as shown. The spring *h* holds the latch in the desired position.

When it is desired to detach the seat from the wagon, the thumb-latch is thrown down, as shown in Fig. 2, when the hook may be released from its engagement.

What we claim as our invention, and desire to secure by Letters Patent, is—

The within-described wagon-seat fastening, consisting of the inclined and recessed plate C, attached to the seat-support, and the perforated plate D, with inclosed spring *h* and the pivoted and angular catch *d* attached to the body A, the several parts being constructed and combined, as shown and described, for the purposes set forth.

JOHN J. SCHAIRER.

CHRISTIAN REIMOLD.

Witnesses:

THOS. S. SPRAGUE,  
H. S. SPRAGUE.