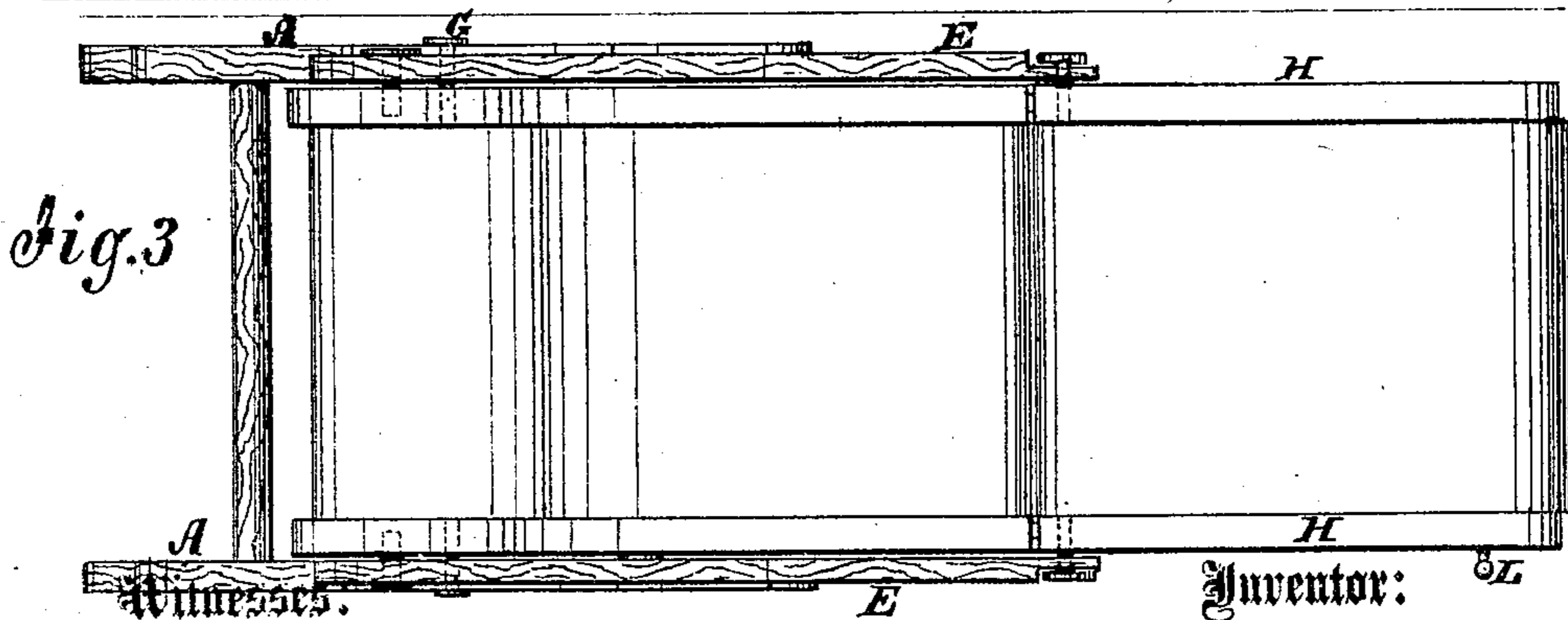
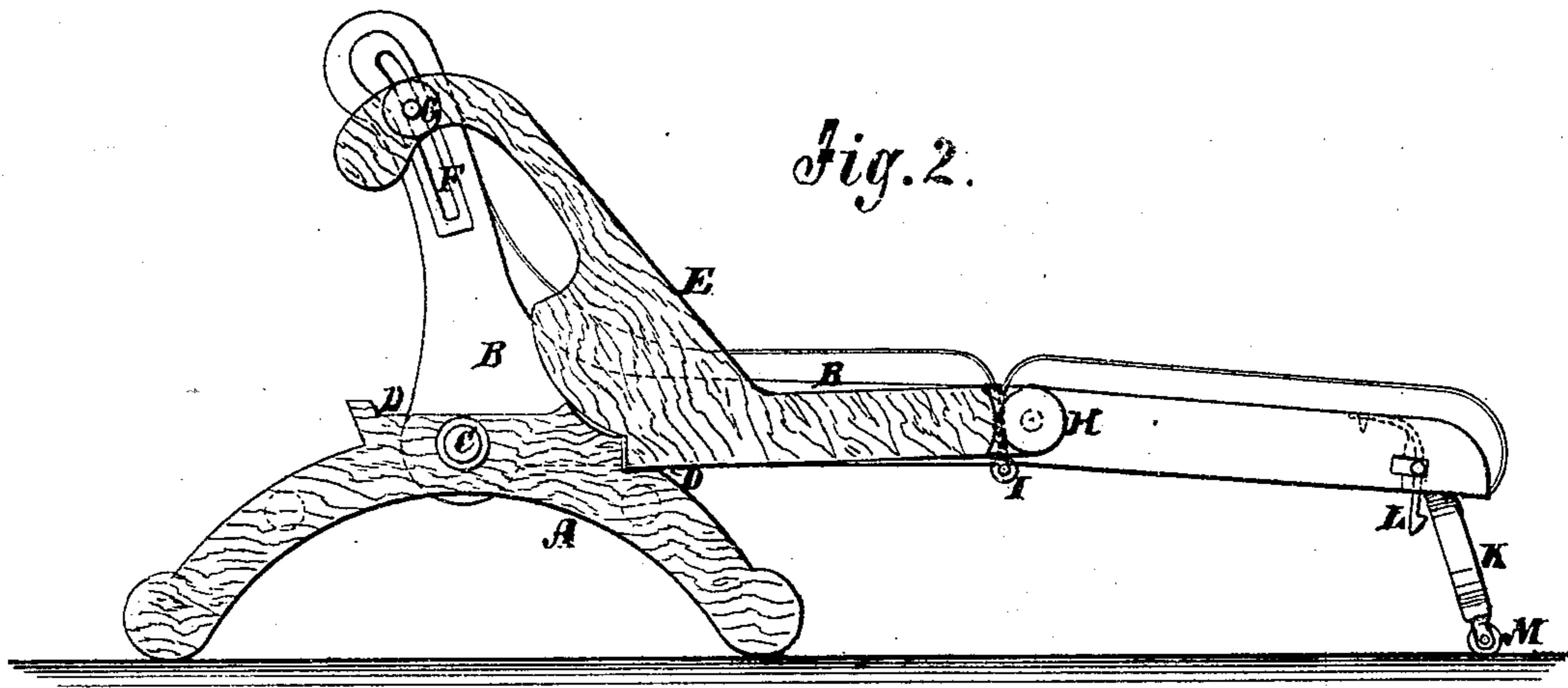
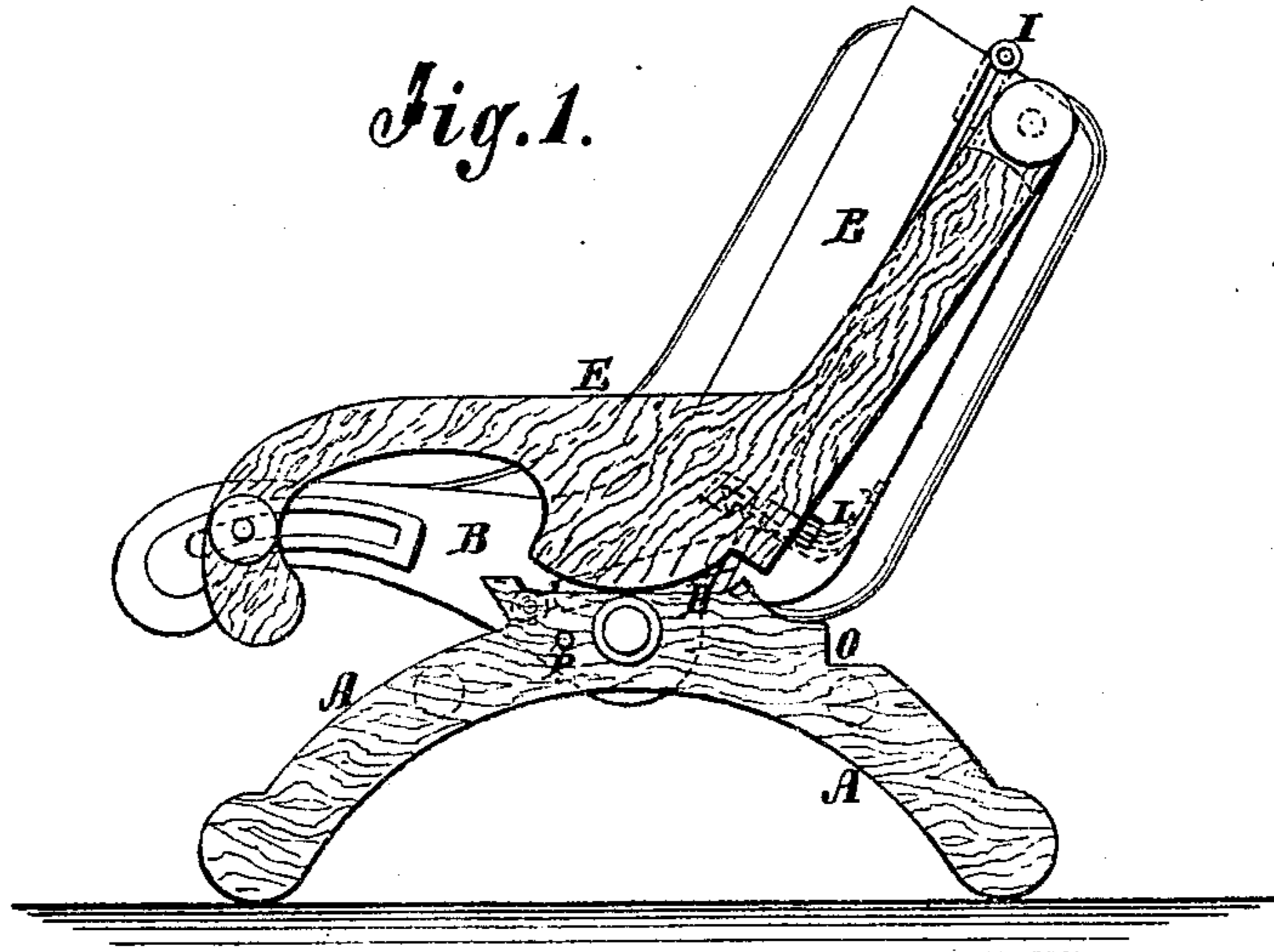


H. HAIDT.
Improvement in Chair, Rocker, and Lounge Combined.
No. 132,397. Patented Oct. 22, 1872.



Witnesses:
A Bennekenhoff.
C. Sedgwick

Inventor:
H. Haidt
PER *Mumford*
Attorneys.

UNITED STATES PATENT OFFICE.

HENRY HAIDT, OF NEW YORK, N. Y.

IMPROVEMENT IN CHAIRS, ROCKERS, AND LOUNGES COMBINED.

Specification forming part of Letters Patent No. **132,397**, dated October 22, 1872.

To all whom it may concern:

Be it known that I, HENRY HAIDT, of the city, county, and State of New York, have invented a new and Improved Combined Easy-Chair, Rocker, and Lounge, of which the following is a specification:

My invention consists of a chair in which the back and seat are arranged on a stand or frame so as to rock, or be made fast for either a rocker or easy-chair, and the back turns down and unfolds by a joint at the top to form the body of a lounge while the seat turns up to form the head, constituting an easy-chair, rocker, and lounge, all as hereinafter described.

Figure 1 is a side elevation of the article when arranged for a chair; Fig. 2 is a side elevation of it when arranged for a lounge; and Fig. 3 is a plan view of Fig. 2.

Similar letters of reference indicate corresponding parts.

A represents a frame or stand on which the seat and back frame B is pivoted at C, and which is provided with rests D at the top for a rocker-frame E, which is shaped somewhat like the seat and back frame B, but made a little wider to receive it between the side pieces which are seated on the rests D, between which the said seat-frame is pivoted. This rocker frame is connected to the side pieces of the seat-frame by a slot, F, and a bolt or pin, G, so that the connection can shift along it in swinging backward, as necessary on account of working on two different centers. At the upper end this rocker-frame is pivoted to a frame, H, which is hinged at I to the top of the back to form an extension for the lounge

when the seat is turned back, as shown in Fig. 2, and the frame H extended and supported on the legs K, which are attached at the outer end for the purpose. This frame H swings up behind the back, as shown in Fig. 2, when the article is to be used for a chair, and is fastened thereto by spring-hooks L or any other equivalent device. The legs K will be provided with rollers M, which will drop on the floor when the back is turned down, and roll outward so as to facilitate the extension of the lounge; they also facilitate the closing of the lounge up against the back. When the back is turned down to make a lounge, the frame E rests in notches O in the stand, so as to have a substantial support. A pin, P, fastens the seat-frame with the stand H when it is not desired to have the seat rock. The spring-catches which fasten the frame A to the seat-back may have extensions projecting through the back-frame so that they can be disconnected at the front of the back for letting the frame H down.

Having thus described my invention, I claim as new and desire to secure by Letters Patent—

1. The combination of the stand A, seat and back frame B, rocker-frame E, and the extension frame H, substantially in the manner described.

2. The combination of the stand A, seat and back frame B, and the rocker-frame E, substantially as specified.

HENRY HAIDT.

Witnesses:

A. P. THAYER,
T. B. MOSHER.