

C. T. PALMER.

Improvement in Paper Boxes.

No. 132,368.

Fig. 1.

Patented Oct. 22, 1872.

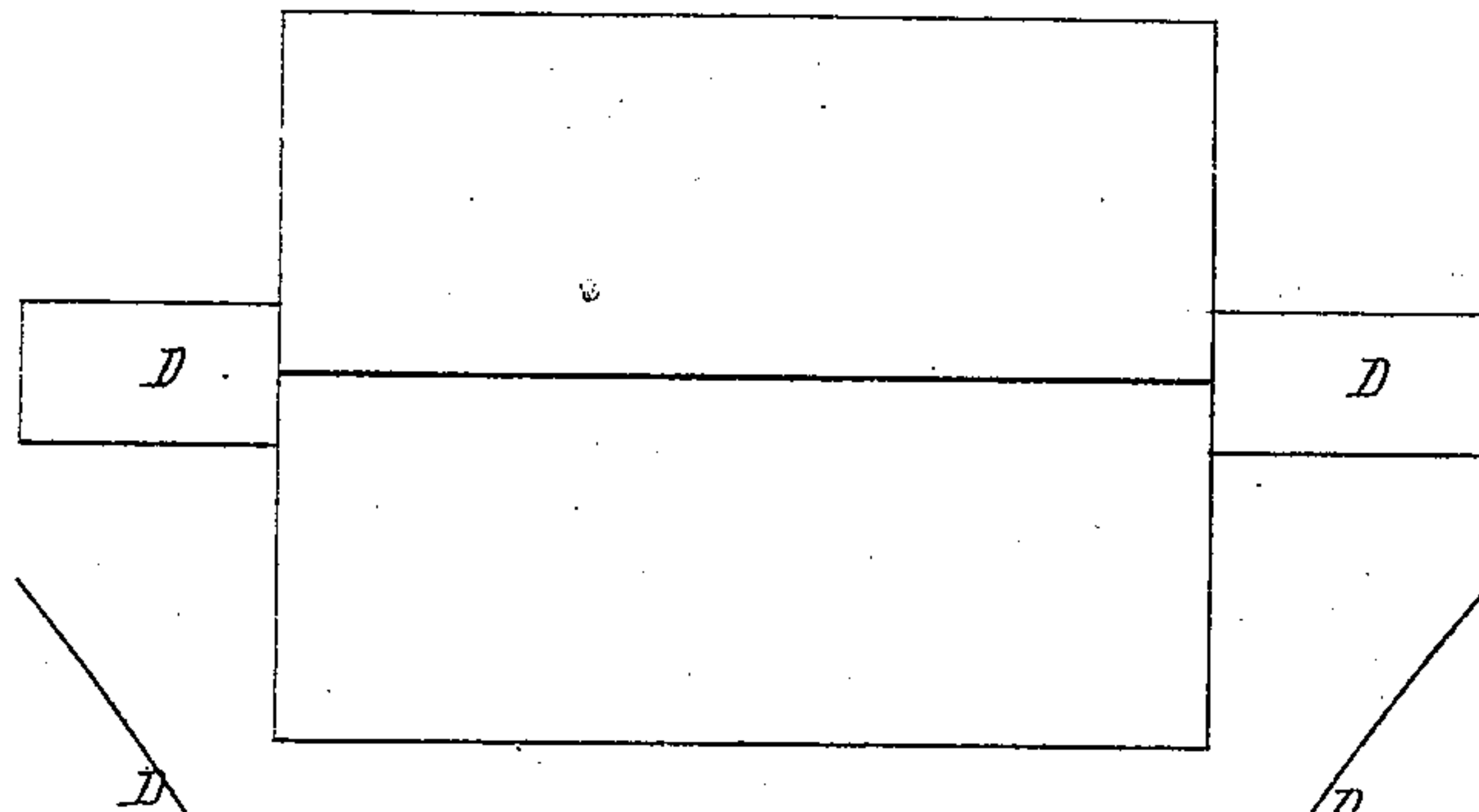


Fig. 2.




Fig. 3.


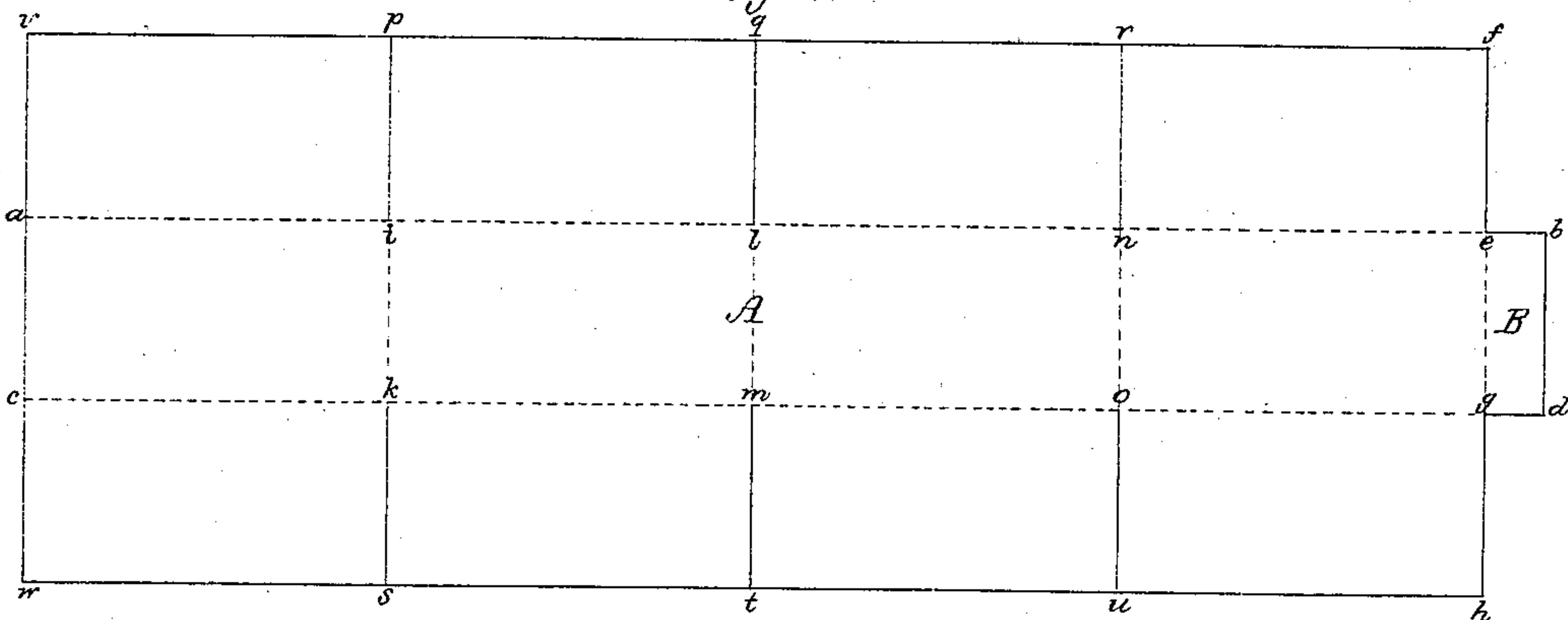


Fig. 4.



Witnesses.

J. H. Piper.
L. N. Hölzer.

Charles T. Palmer.

by his attorney.
R. H. Ledy.

UNITED STATES PATENT OFFICE.

CHARLES T. PALMER, OF NORWICH, CONNECTICUT.

IMPROVEMENT IN PAPER BOXES.

Specification forming part of Letters Patent No. 132,368, dated October 22, 1872.

To all whom it may concern:

Be it known that I, CHARLES T. PALMER, of Norwich, of the county of New London of the State of Connecticut, have invented a new and useful Improvement in Paper Boxes, or the Manufacture thereof; and do hereby declare the same to be fully described in the following specification and represented in the accompanying drawing, of which—

Figure 1 is a top view; Fig. 2, a longitudinal section; Fig. 3, a transverse section of a packing-box made in accordance with my invention; and Fig. 4 is a representation of the sheet of pasteboard or other material as formed with the connection-lip and marked with the lines for folding and cutting it, to enable it to be folded and converted into a box.

In carrying out my invention I take a sheet of straw-board, pasteboard, or other suitable material, (A, in Fig. 4,) of the proper size—rectangular, for instance—and form it with a connection-lip projecting from one end of it, as shown in Fig. 4. Next I cut through it on lines *p i*, *q l*, *r n*, *s k*, *t m*, and *o u* in said Fig. 4, the said lines being extended from the two outer edges *v f w h* of the sheet to two lines, *a e b*, *c g d*, parallel to one another and the said edges, and being in prolongation of the ends *b e d g* of the connection-lip. In Fig. 4 the dotted lines exhibit the lines of folding the sheet, which on each is to be folded at a right angle, or ninety degrees. Generally speaking, the distances *q l* and *m t* are each to be one-half of the distance *i l* in order that when the sheet is folded the edge *q r* may meet or abut against the edge *v p*, and the edge *t u* against *w s*. I do not, however, confine the parts to such proportions. When the sheet is folded the connection-lip B will lap upon the rectangle or part *a i k c*, and is to be connected thereto. First the sheet is to be folded on the vertical lines *i k*, *l m*, *n o*, *e g*, after which the lip B is to be cemented to the side portion *a i k c*. Next the parts *f e n r*, *q l i p* are each to be folded down, after which the

parts *q r n l v p i a*, having first had cement spread upon their inner surfaces, are to be folded down upon the said parts *f e n r q l i p*, the four parts serving to constitute the bottom of the box, the top or cover being formed by similarly bending down the parts *o g h u*, *k m t s*, *m o n t*, and *c k s w*. In order to cover the joint or junction of the two upper parts of the cover I provide the sheet or box with one or two long overlapping strips, D, cemented to opposite ends of the box. The said strip or strips, when turned down and cemented upon the cover, will close the said joint.

In preparing the sheet, as set forth, it, by suitable machinery, may be stamped to the requisite form and cut, as set forth, and where it is to be folded or bent it may be creased or partially cut through. Finally, paper or cloth may be pasted over such parts or surfaces and edges, as it may be desirable to give to the box the necessary degree of finish or strength.

The said method of making a packing-box causes the bottom as well as the top to be each composed of four pieces of material folded down and upon each other, whereby such bottom or top will have a thickness double that of either end or side, and consequently possess much greater strength than if composed of one layer only.

I claim—

1. The sheet A, provided with the projection or connection piece B, and cut and folded, substantially as described and represented, in order to constitute, in whole or in part, a packing-box, all being substantially as set forth.

2. I also claim the sheet A, provided with the connection piece B, and cut and folded and joined, as described, and furnished with the strip or strips D, all constituting a packing-box, as specified.

CHARLES T. PALMER.

Witnesses:

R. H. EDDY,
J. R. SNOW.

g 50 words