

2 Sheets--Sheet 1.

W. B. DEAN.

Necktie-Fasteners.

No. 131,999.

Patented Oct. 8, 1872.

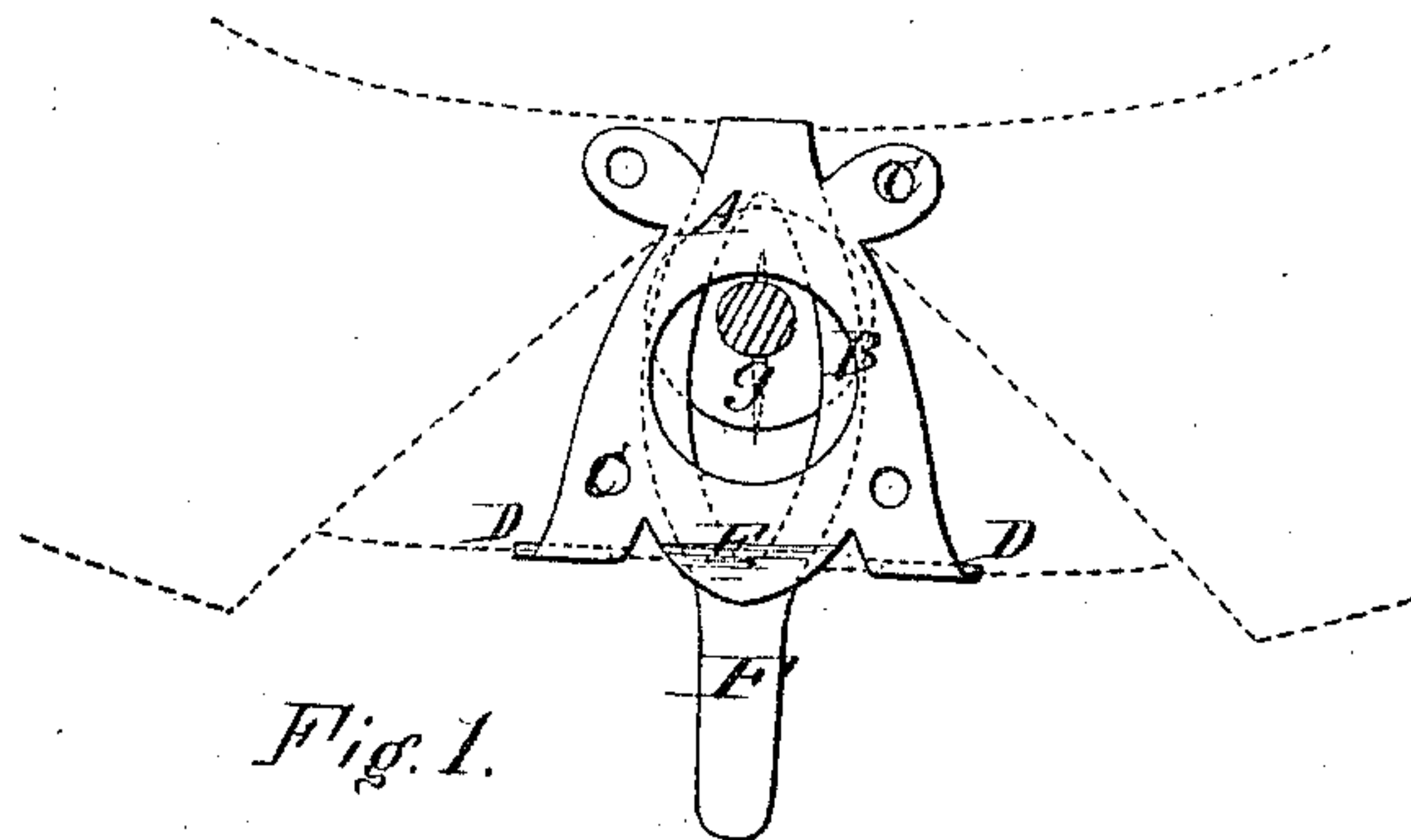


Fig. 1.

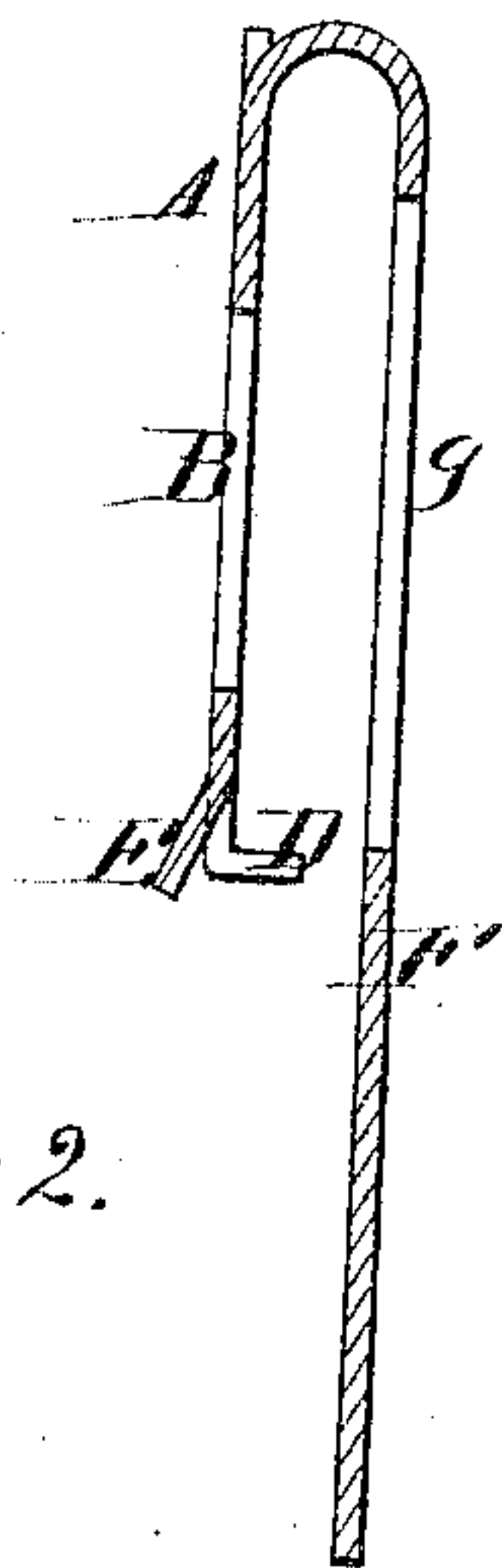


Fig. 2.

Witnesses.

Villette Anderson.

J. A. Connolly

Inventor.

William B. Dean,
Chipman & Osment Co
Atty

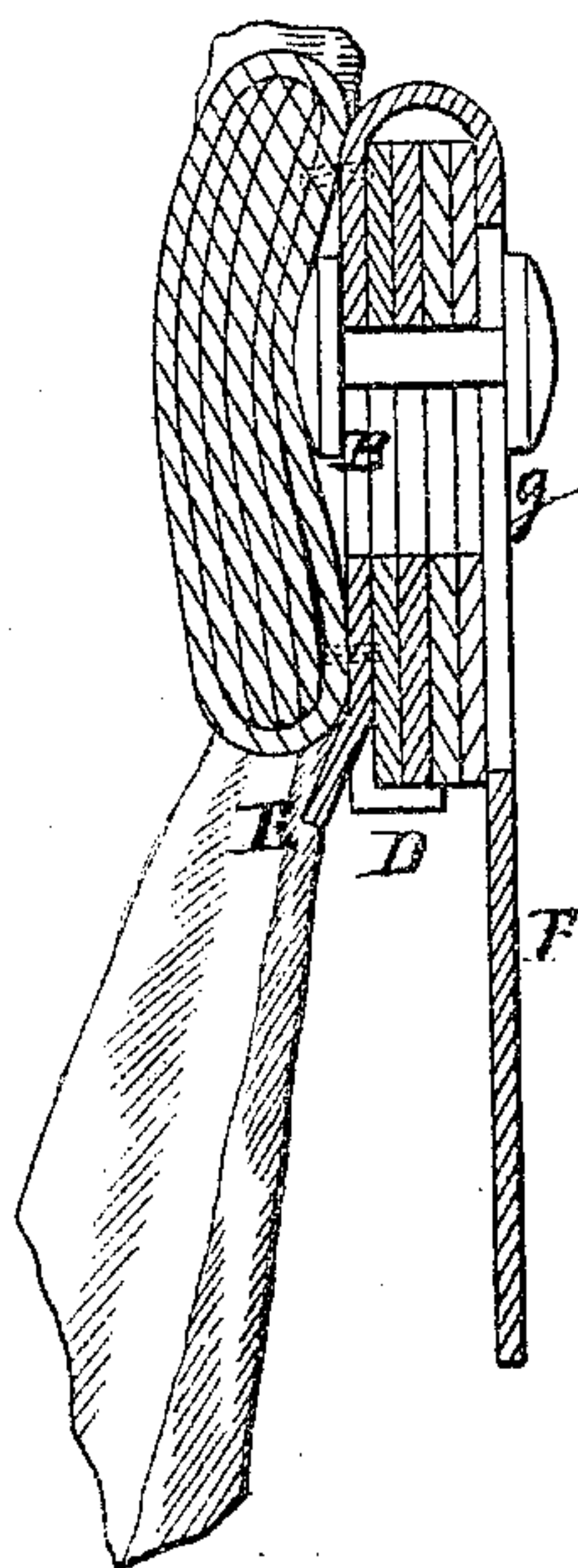
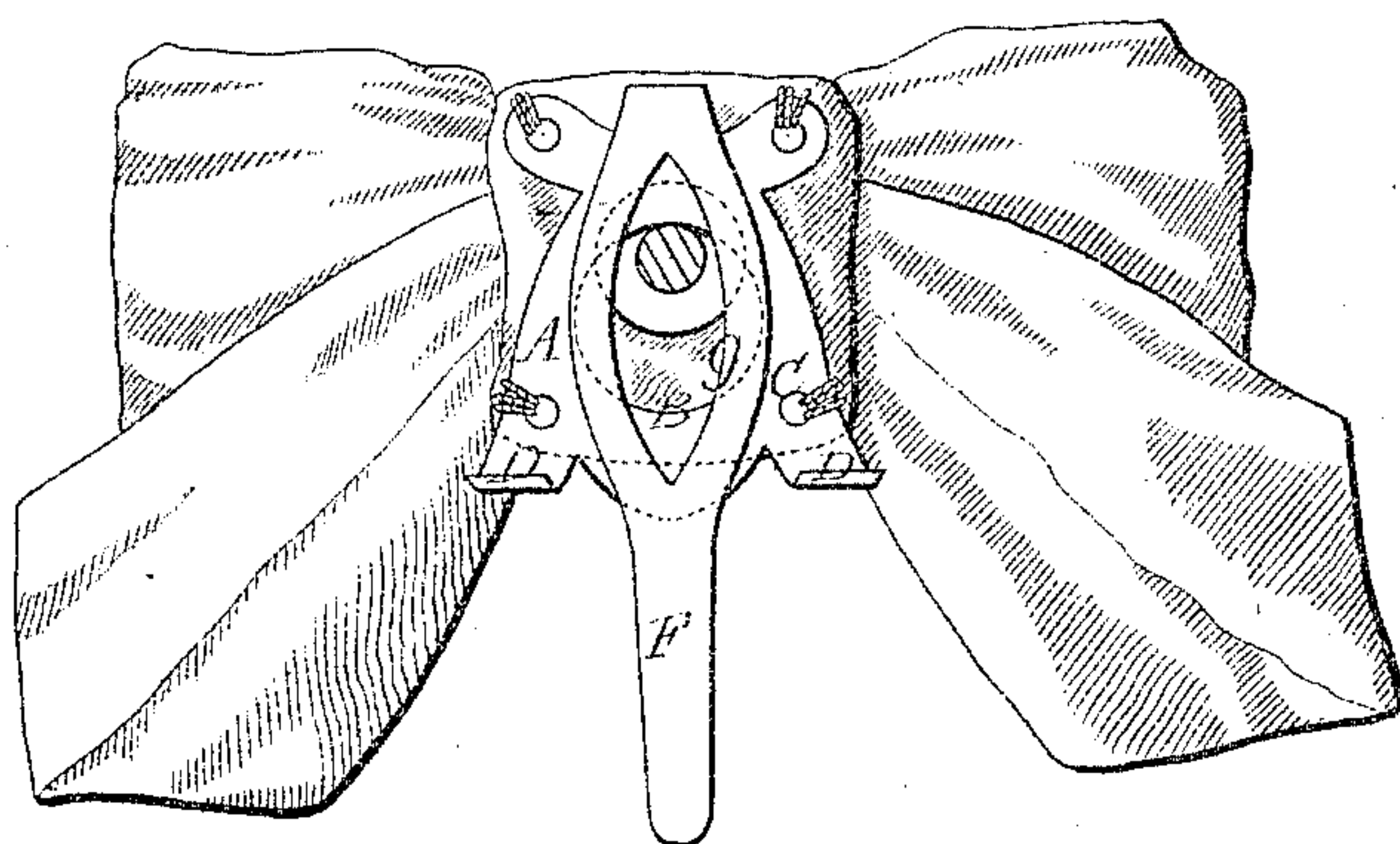
W. B. DEAN.

Necktie-Fasteners.

No. 131,999.

Patented Oct. 8, 1872.

Fig. 3.



Witnesses
Villette Anderson
M. H. Leophina

Inventor.
W. B. Dean.
Chipman & Forman & Co.,
Attys.

UNITED STATES PATENT OFFICE.

WILLIAM B. DEAN, OF NEW YORK, N. Y.

IMPROVEMENT IN NECK-TIE FASTENERS.

Specification forming part of Letters Patent No. 131,999, dated October 8, 1872; antedated October 4, 1872.

To all whom it may concern:

Be it known that I, WILLIAM B. DEAN, of New York, in the county of New York and State of New York, have invented a new and valuable Improvement in Neck-Tie Shield and Hook; and I do hereby declare that the following is a full, clear, and exact description of the construction and operation of the same, reference being had to the annexed drawing making a part of this specification, and to the letters and figures of reference marked thereon.

Figure 1 of the drawing is a representation of a front view of my invention; Fig. 2 is a vertical section of the same; Fig. 3 represents a view of the fastener attached to the neck-tie.

This invention has relation to neck-tie shields and fasteners; and consists in the construction, as hereinafter described, of a device to which the bow or tie is to be attached, and which is adapted to fasten the same to the collar-button, and prevent it from raising or otherwise getting out of place.

Referring to the drawing, A represents a shield made of thin metal, gutta-percha, or other suitable material. If of metal, the shield should be plated or otherwise finished in appearance. B is an opening to admit the collar-button. C are eyelets to admit of the bow or tie being fastened to the shield by sewing. D are hooks at the lower edge of the shield to pass under the lower edge of the collar, so as

to prevent the bow or tie from being raised or disarranged. E is a lug projecting from the lower edge of the shield and used for the purpose of conveniently handling the device. F represents a tongue, which projects from the upper edge of the shield, and is bent over behind it in the manner shown. At g in said tongue is a button-hole.

In putting on the tie or bow the tongue F is passed down inside the collar-band and fastened to the collar-stud or button. The shield is thus brought down in front of the collar, the hooks D placed under it, and the opening or button-hole B placed over the collar-button.

When made of metal this device should be oil-tempered or otherwise rendered very pliable, so as to be easily handled and worn with convenience.

I claim as my invention—

The neck-tie holder and fastener, consisting of the shield A, hooks D, eyelets C, bent tongue F, and button-holes B g, as and for the purpose specified.

In testimony that I claim the above I have hereunto subscribed my name in the presence of two witnesses.

WM. B. DEAN.

Witnesses:

JAMES MCGUIRE,
LOUIS GOUNHUT.