

F. GRABBE.  
Improvement in Bee-Hives.

No. 131,610.

Patented Sep. 24, 1872.

Fig. 1.

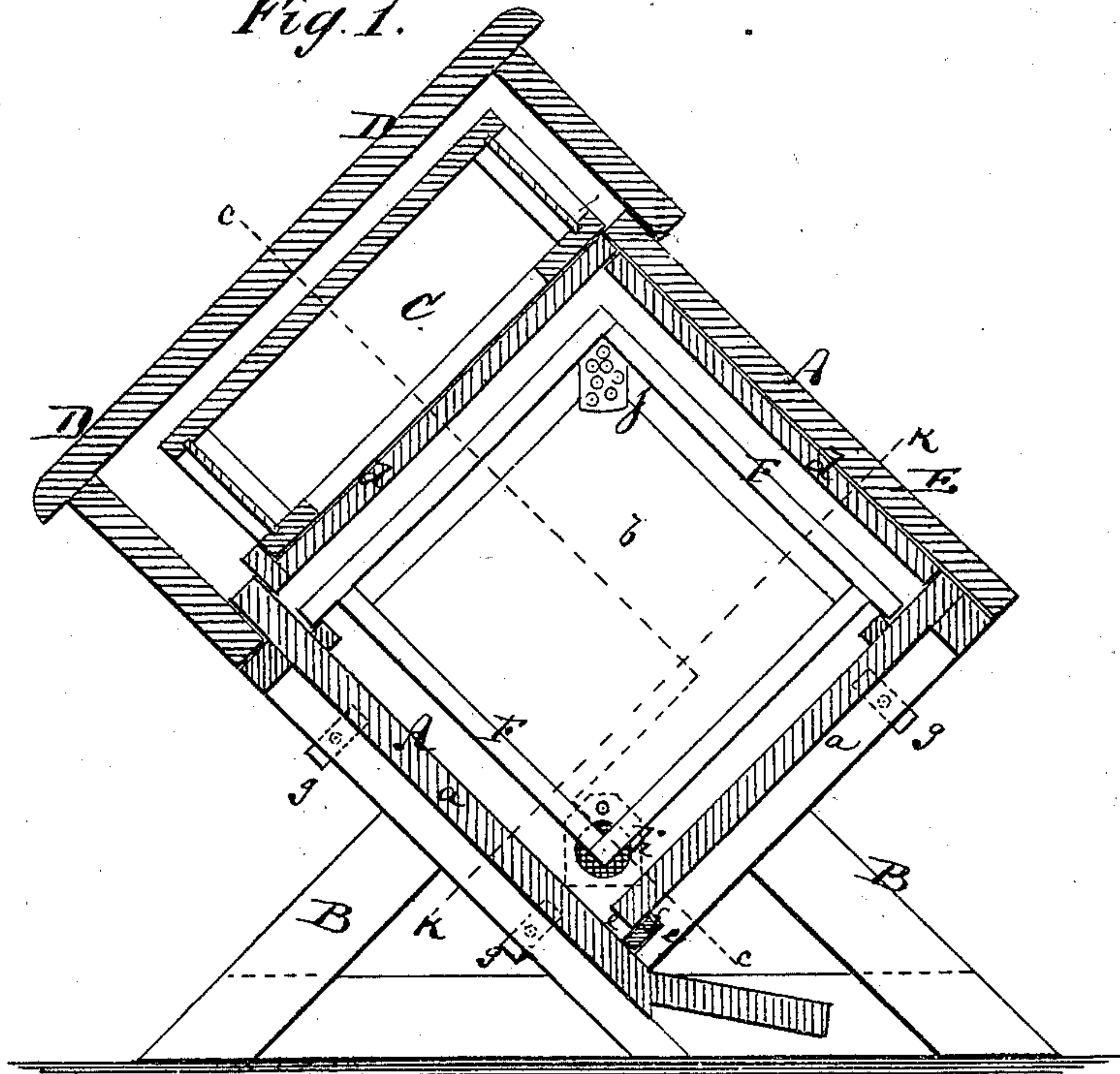
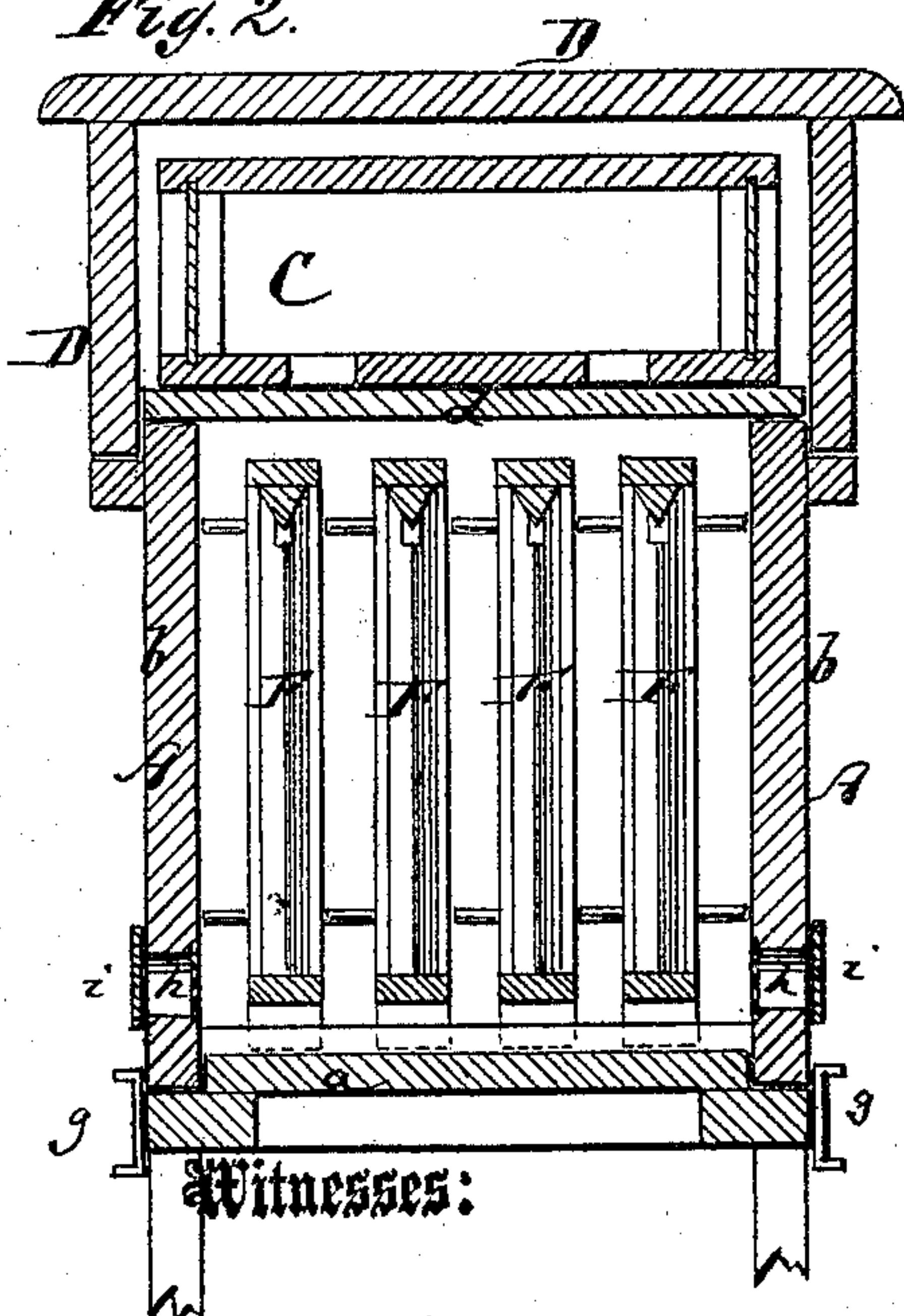


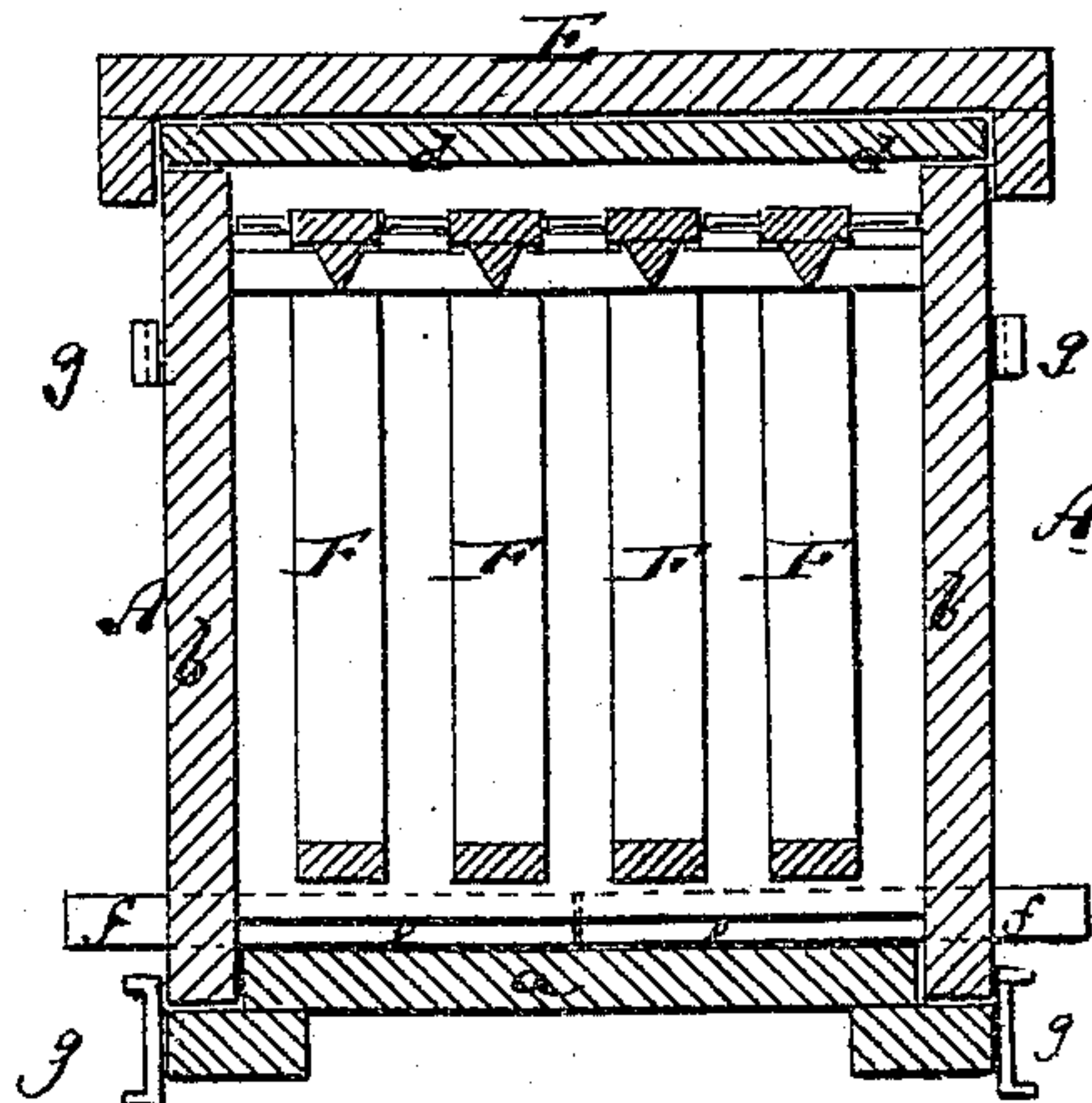
Fig. 2.



Witnesses:

E. Wolff.  
H. A. Graham.

Fig. 3.



Inventor:

F. Grabbe.

PER

Attorneys.

# UNITED STATES PATENT OFFICE.

FREDERICK GRABBE, OF NORTH TOPEKA, KANSAS.

## IMPROVEMENT IN BEE-HIVES.

Specification forming part of Letters Patent No. **131,610**, dated September 24, 1872.

*To all whom it may concern:*

Be it known that I, FREDERICK GRABBE, of North Topeka, in the county of Shawnee and State of Kansas, have invented a new and Improved Bee-Hive, of which the following is a specification:

Figure 1 represents a vertical central section of my improved bee-hive. Fig. 2 is an oblique longitudinal section of the same on the line *c c*, Fig. 1. Fig. 3 is an oblique transverse section of the same on the line *k k*, Fig. 1.

Similar letters of reference indicate corresponding parts.

This invention relates to a bee-hive so constructed that the fixed support for the same forms two of its sides, while the other sides are made removable to permit easy access to the interior, the hive being set in an inclined position, as hereinafter described.

A in the drawing represents the hive, made of rectangular (preferably cubic) form, and of suitable size. It is in an inclined position, held on a brick frame, B. Its two lower sides, *a a*, are rigidly connected with the frame B, but the remaining four sides, *b b* and *d d*, are removable. The entrance for the bees is at *e*, at the junction of the lower sides *a*, and can be controlled by means of adjustable slides *f*. The vertical sides *b b* of the hive are held in place by suitable hooks or catches *g g*, and

can easily be taken off to permit the inspection of the interior. They are also provided with ventilating openings *h h*, which are protected by perforated plates or sieves to exclude moths. *i i* are gates for closing the openings *h* during rough or cold weather. The upper inclined sides *d d* of the hive are removable, and held in place by their own gravity. They serve also as partitions for separating the honey box or boxes C from the hive. D is the cooler placed over the honey-box, and E the cover, used when the honey-box has been removed. F F are the honey-frames fitted into the hive. They are of proper size, and of a shape corresponding to that of the hive. A piece, *j*, of comb is fitted into the corner of each frame F to insure a proper straight direction of the combs built into the same by the bees.

Having thus described my invention, I claim as new and desire to secure by Letters Patent—

A hive set in an inclined position, and having the removable sides *b b* and *d d*, and the fixed sides *a a* forming part of the fixed support or frame B, as specified.

FREDERICK GRABBE.

Witnesses:

C. B. KILMER,  
W. L. REAVIS.