

F. F. VOIGT.

Improvement in Wardrobes and Book-Cases.

No. 130,957.

Patented Aug. 27, 1872.

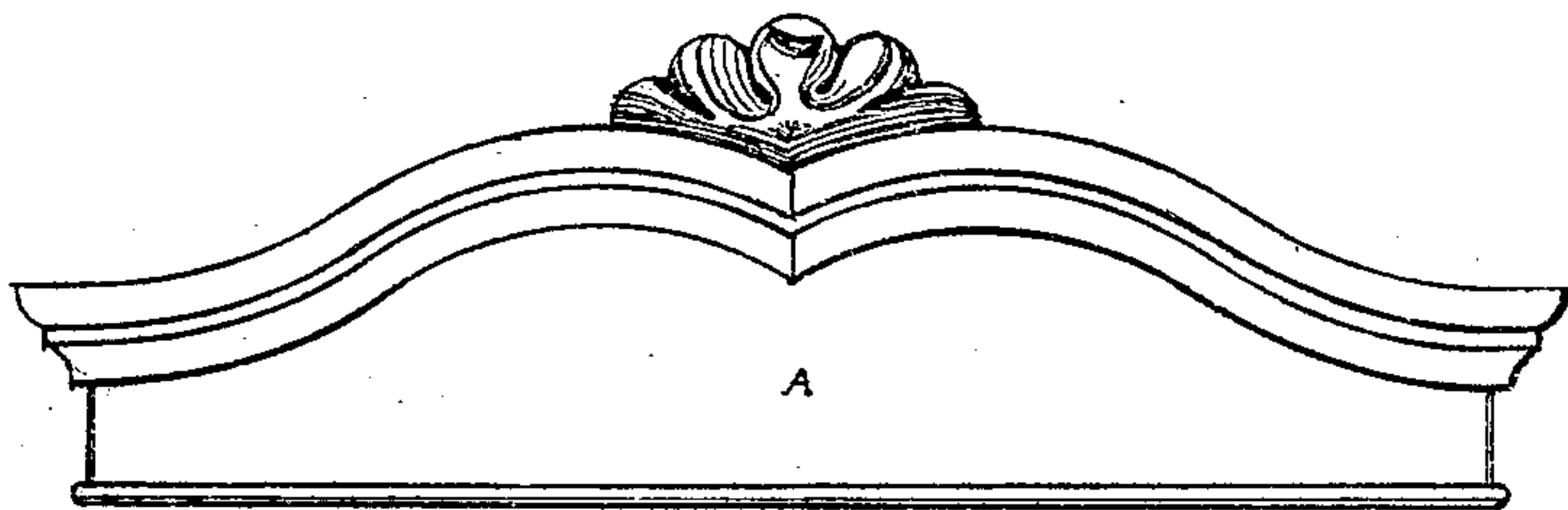
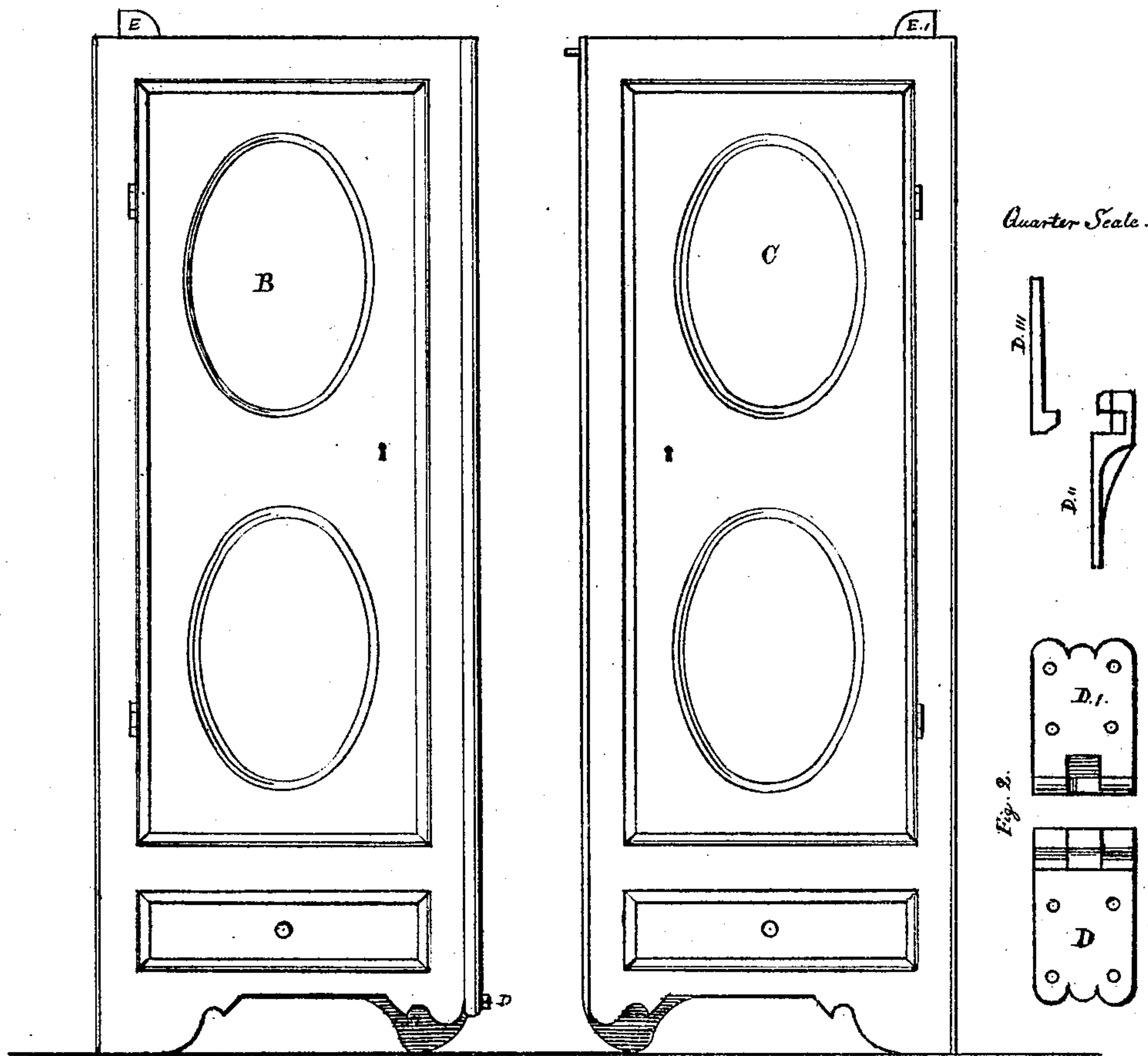
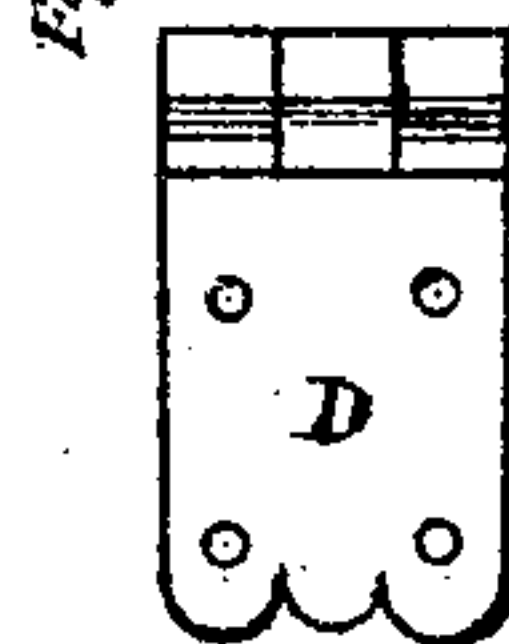
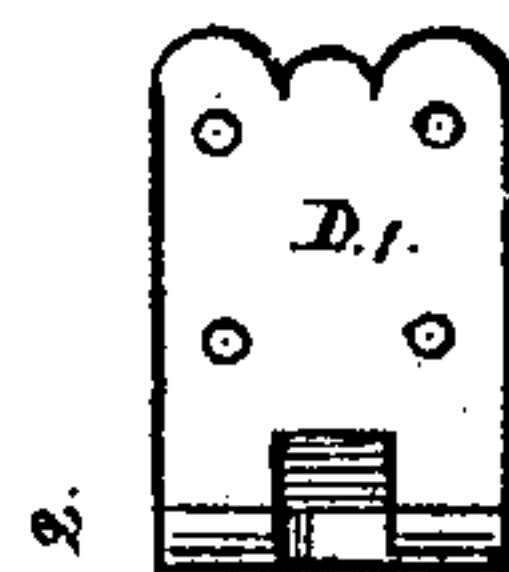
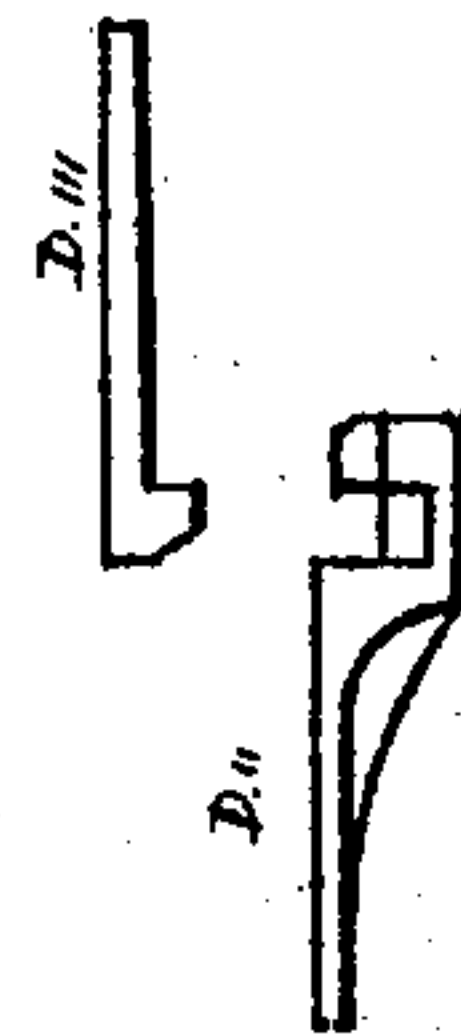


Fig. 1.



Quarter Scale.



Scale: 1 in. to 1 foot.

Witnesses.

Samuel Brock
Jas B. Mientagh

Inventor.

Ferdinand F. Voigt

UNITED STATES PATENT OFFICE.

FERDENAND F. VOIGT, OF NEW ORLEANS, LOUISIANA.

IMPROVEMENT IN WARDROBES AND BOOK-CASES.

Specification forming part of Letters Patent No. 130,957, dated August 27, 1872.

To all whom it may concern:

Be it known that I, FERDENAND F. VOIGT, of the city of New Orleans, parish of Orleans, State of Louisiana, have made certain new and useful Improvements in Wardrobes, Book-cases, &c. I do declare the following to be a full description of my improvement, reference being had to the accompanying drawing making part of these specifications.

Figure 1 is a front view or plan of my wardrobe or book-case in separate and distinct sections. Fig. 2 is a plan and also a sectional view of the fastenings that I use in securing together the vertical sections of the wardrobe or book-case.

Similar letters of reference indicate corresponding parts in all of the figures.

The object of this invention is to construct a wardrobe or book-case, or other articles of furniture of like nature and use, in separate and distinct sections, for portableness in case of ordinary moving, or sudden moving, as would be necessary in case of the building taking fire, thus enabling the wardrobe, &c., to be rapidly taken apart in sections, with the contents inclosed in the sections, and carried to place of safety by a small amount of assistance without damage to wardrobe, book-case, or contents.

In my patent for "improvement in wardrobes and book-cases," granted to me and dated April 18, 1871, No. 113,821, it requires the aid of mechanical tools of peculiar construction to operate the fastenings in separating and connecting the sections; but in this case it requires neither skilled labor nor tools of any kind to operate the fastenings in separating or connecting the sections together.

The description is as follows: A is a horizontal section, cap, or tie-piece. B and C are vertical sections of the wardrobe, book-case, or other article of furniture of like nature and use.

Fig. 2, D and D', is a view of a mortise-hook or self-locking clasp to secure the lower ends of the vertical sections together when

the vertical sections are in proper position and place. D'' and D''' is a sectional view of the mortise-hook or clasp, and one part of the hook or clasp can be seen projecting out from the inner side of the vertical section B, and it is securely fastened to the section at or near its lower end. The other part of the hook or clasp is rigidly fastened at or near the bottom of the vertical section G, in a line both vertically and horizontally with the other portion of the hook or clasp on section B, thus enabling them to be hooked into each other. On the top of the vertical sections B and C are rabbets or stop-pieces E and E'.

The operation of my improvement is as follows: The vertical sections B and C are placed on their feet or legs, with the top of the sections inclined slightly apart. Then the bottoms of the vertical sections are shoved together until both parts of the hook or clasp become locked together. Then the upper ends of the vertical sections are brought together, and the horizontal section, cap, or tie piece A is placed on top of them, which will fit into the rabbets and envelope the stop-pieces E and E', thus securely holding the vertical sections rigidly together for use as a piece of household or office furniture; and when it is necessary to move the wardrobe, book-case, &c., all that is required to be done is simply to lift off the horizontal sections, then incline apart the vertical sections, and the operation is completed without the use of tools of any kind.

What I claim as new and useful, and desire to secure by Letters Patent, is—

The combination of the top piece A with the independent closed sections B C, having the stop-pieces E and E' and connected at the bottom by the locking devices D and D', all constructed substantially as and for the purpose described.

FERDENAND F. VOIGT.

Witnesses:

SAMUEL BROCK,
JAS. B. MURTAGH.