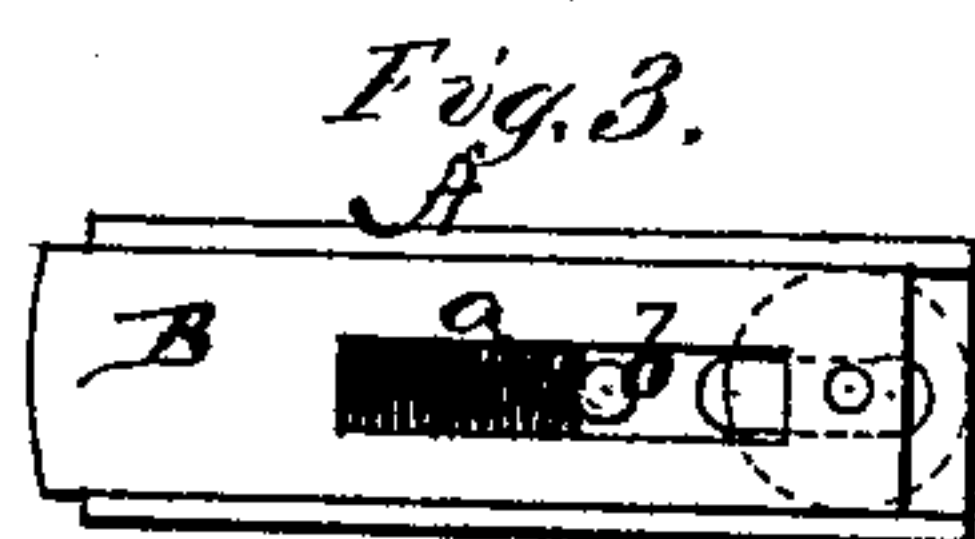
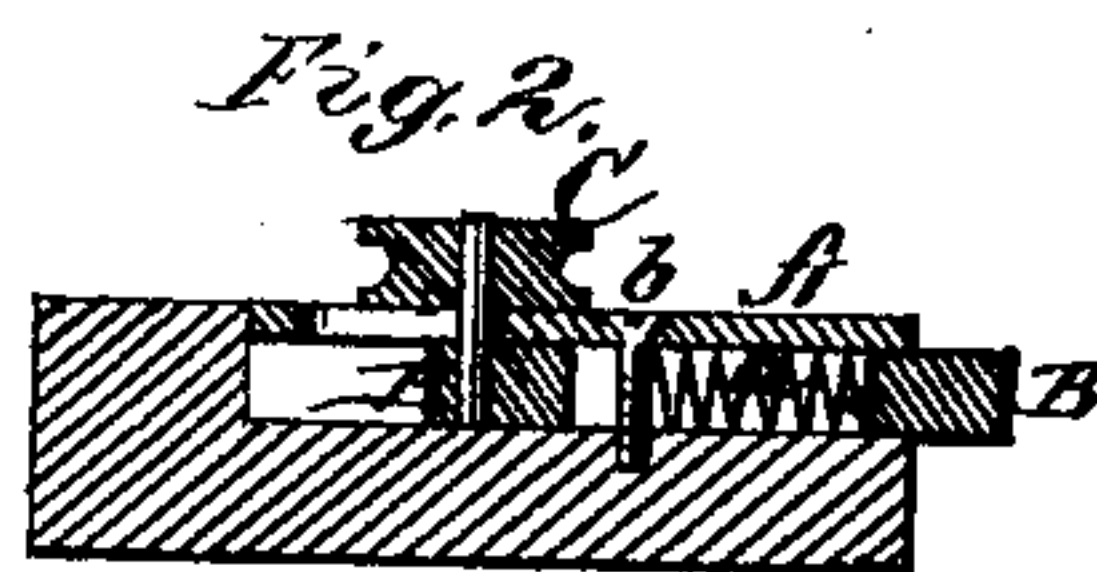
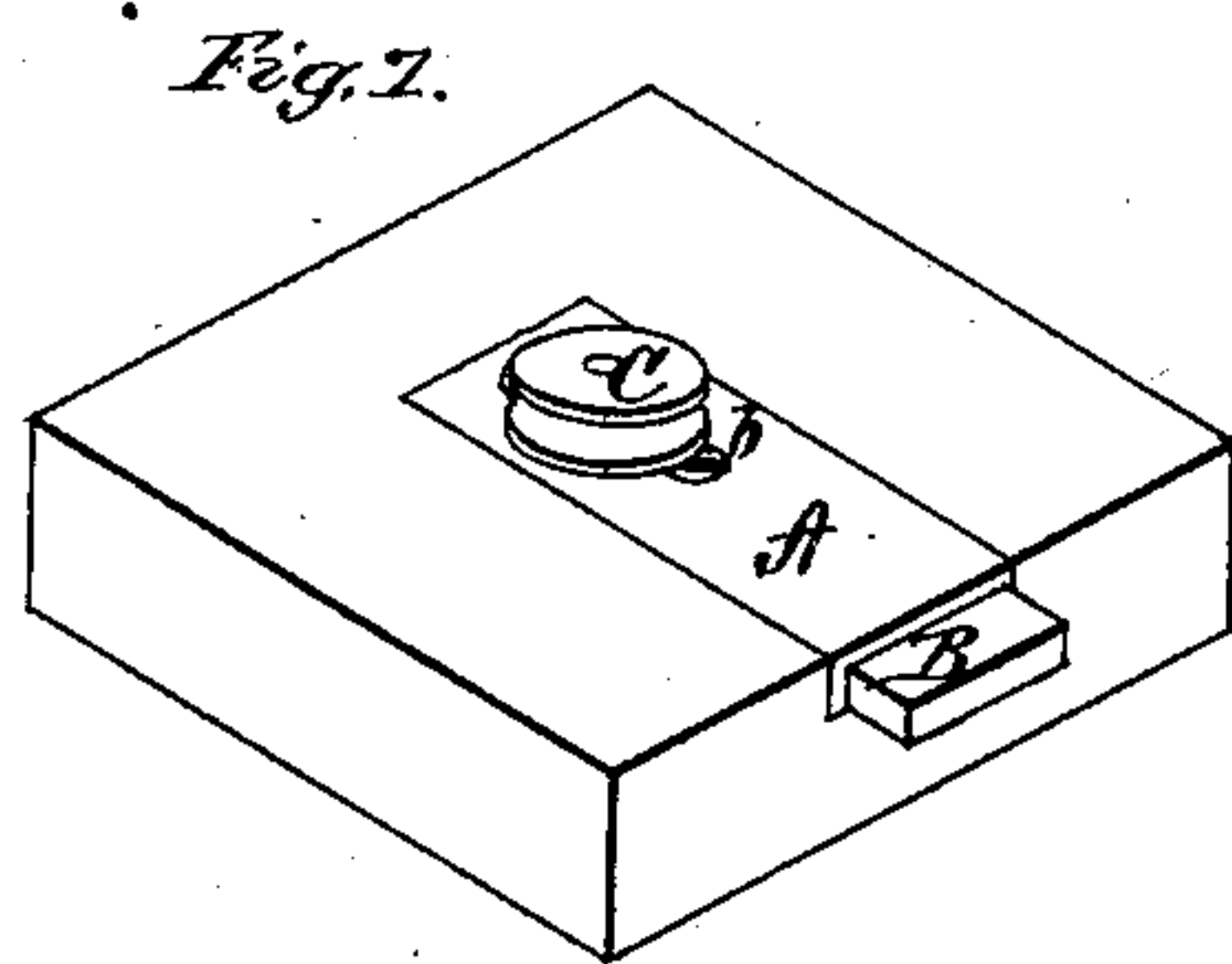


U. CRAMER.

Improvement in Bolts for Sashes, &c.

No. 130,902.

Patented Aug. 27, 1872.



Witnesses  
John A. Egan.  
Frank L. Curand.

Inventor  
Urias Cramer  
Per  
J. H. Alexander & Co  
Attys.

# UNITED STATES PATENT OFFICE.

URIAS CRAMER, OF NEW PHILADELPHIA, OHIO.

## IMPROVEMENT IN BOLTS FOR SASHES, &c.

Specification forming part of Letters Patent No. **130,902**, dated August 27, 1872.

### SPECIFICATION.

*To all whom it may concern:*

Be it known that I, URIAS CRAMER, of New Philadelphia, in the county of Tuscarawas and State of Ohio, have invented certain new and useful Improvements in Bolts for Sashes, &c.; and I do hereby declare that the following is a full, clear, and exact description thereof, reference being had to the accompanying drawing and to the letters of reference marked thereon which form a part of this specification.

The nature of my invention consists in the construction and arrangement of bolts for sashes, show-cases, or any other places where the same may be used.

In order to enable others skilled in the art to which my invention appertains to make and use the same, I will now proceed to describe its construction and operation, referring to the annexed drawing, in which—

Figure 1 is a perspective view, and Fig. 2 is a longitudinal section of my bolt. Fig. 3 is an inside view of the same.

A represents the box in which the bolt B moves, said box being merely a rectangular plate with the sides turned inward, as shown in Fig. 1. At the inner end of the bolt B is attached a button, C, the stem of which passes through a slot in the box A. In the bolt B, between the stem of the button C and the

outer end, is a slot for the reception of a spiral or other spring, *a*. In the sash is made a recess large enough to receive the box A, and the box is secured in the same by a single screw, *b*, which passes through a hole in the box and through the slot in the bolt, between the inner end of said slot and the end of the spring, and then screwed into the wood. The screw *b* thus serves a three-fold purpose. It fastens or holds the parts of the lock together; it fastens the lock to its place; and it acts as a stop to the spring.

The operation of the bolt or fastener is readily seen, and needs no description.

Having thus fully described my invention, what I claim as new, and desire to secure by Letters Patent, is—

The combination of the slotted casing, cast in a single piece, the bolt cast with recess for the spring, and the single screw serving to hold the parts together, and as a stop for the spring, all arranged substantially as and for the purpose set forth.

In testimony that I claim the foregoing as my own I affix my signature in presence of two witnesses.

URIAS CRAMER.

Witnesses:

JOEL WARNER,  
J. C. PRICE.