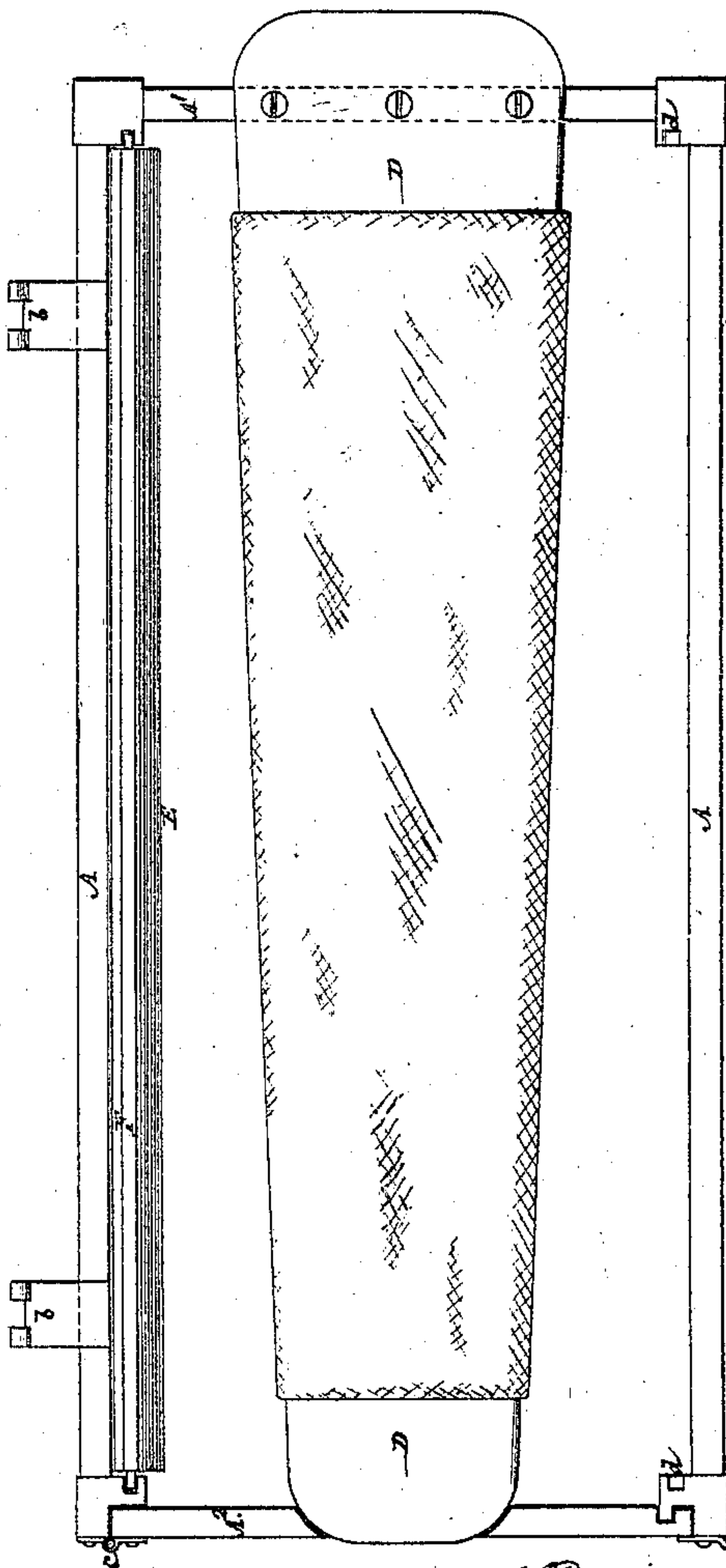
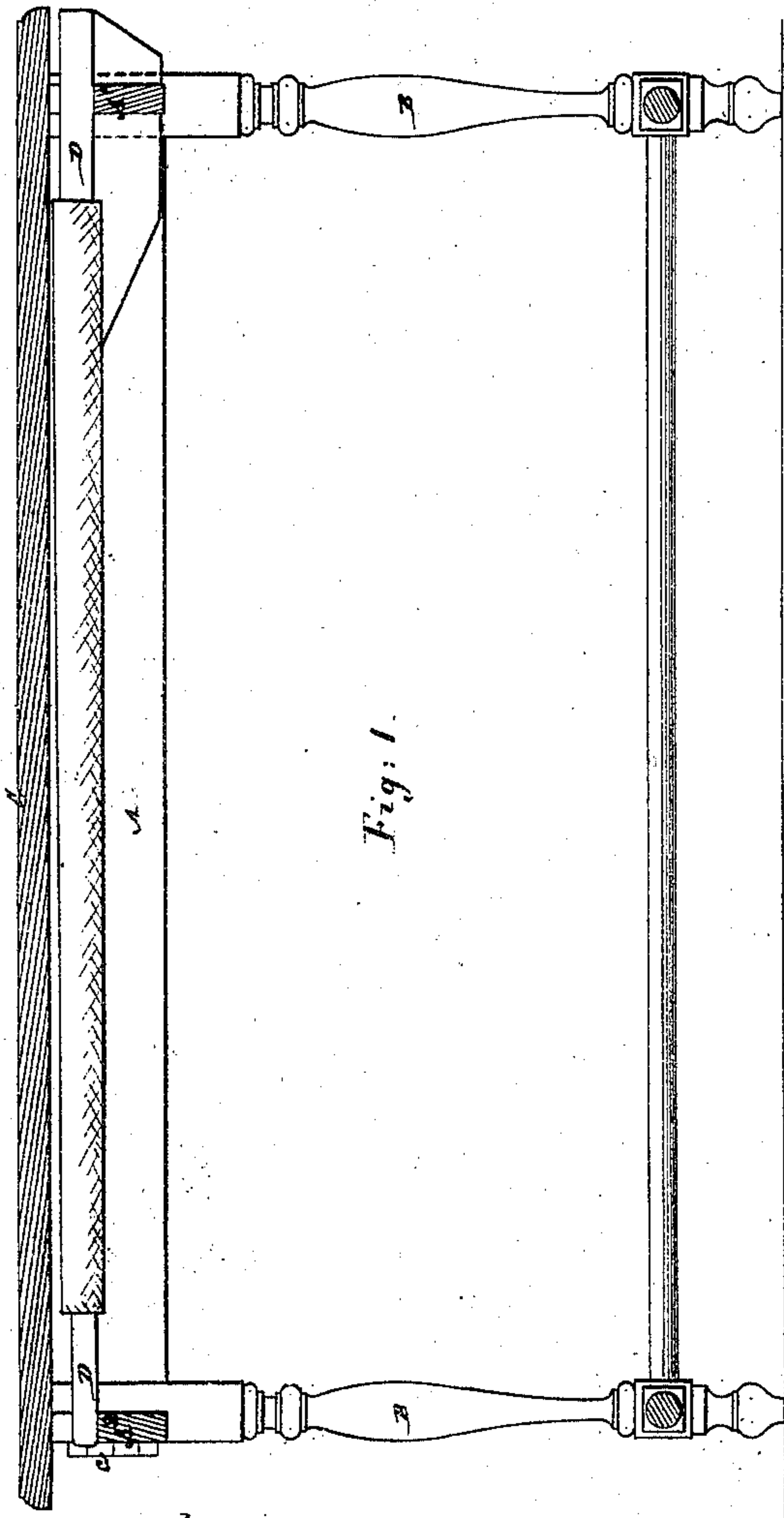
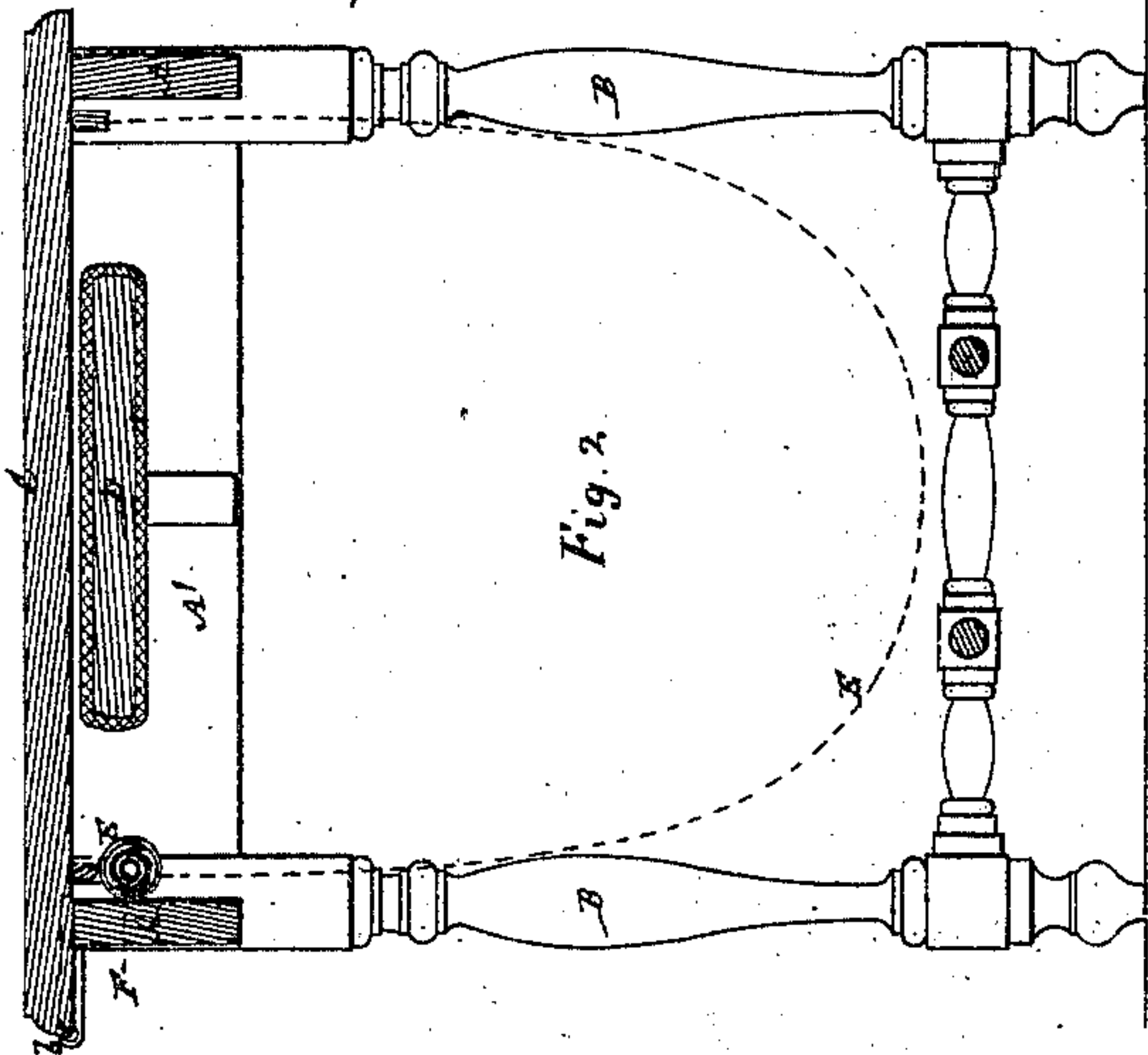


A. S. ROBINSON & R. A. HARRIS.

Improvement in Combined Ironing-Table and Skirt-Board.

No. 130,749.

Patented Aug. 20, 1872.



Witnesses:  
*Edw. Harris*  
*R. A. Robinson*

*A. S. Robinson*  
*R. A. Harris*  
*per Brown & Allen*  
*attorneys*



# UNITED STATES PATENT OFFICE.

ALBERT S. ROBINSON AND RICHARD A. HARRIS, OF ALBANY, NEW YORK.

## IMPROVEMENT IN COMBINED IRONING-TABLES AND SKIRT-BOARDS.

Specification forming part of Letters Patent No. 130,749, dated August 20, 1872.

*To all whom it may concern:*

Be it known that we, ALBERT S. ROBINSON and RICHARD A. HARRIS, both of Albany, in the county of Albany and State of New York, have invented a new and useful Combined Ironing-Table and Skirt-Board; and we do hereby declare that the following is a full, clear, and exact description of the same, reference being had to the accompanying drawing forming part of this specification, and in which—

Figure 1 represents a longitudinal vertical section of a combined ironing-table and skirt-board constructed in accordance with our invention; Fig. 2, a transverse vertical section of the same; and Fig. 3, a plan with the top of the table removed.

Similar letters of reference indicate corresponding parts.

This invention consists in a kitchen or ironing table with an attached skirt-board and apron to prevent the soiling of the skirt, the whole being arranged so that the table may be used as an ordinary kitchen or ironing table, or, on throwing back the top, which is hinged, exposing a skirt-board, to which access is had for slipping the skirt to its place by opening an end portion or rail of the frame, said portion when closed serving to support the board. The apron used to prevent the soiling of the skirt when on the board is pendent from a roller below the top of the table, and when not needed admits of being rolled up out of the way.

In the accompanying drawing, A A<sup>1</sup> A<sup>2</sup> represent rails composing the upper frame of the table, and B B its legs. C is the top of the table, hinged at *b* to the upper frame so as to admit of its being thrown back, and which may or may not be provided with a fastening for securing it when down or closed. When the top C is down or closed, then the table forms an ordinary kitchen or ironing table for general use; but when said top is thrown back a skirt-board, D, is exposed, and in place for ironing skirts and other like articles. This skirt-board, which may be suitably covered, is secured at its one or larger end to one, A<sup>1</sup>, of the end rails of the upper frame, and supported at its other or smaller end by resting on or entering a recess in the opposite end rail A<sup>2</sup>, which is hinged at *c* to

open for the purpose of slipping the skirt onto or over the board, and so that the latter may be inserted within the skirt. After this opening-rail A<sup>2</sup> is closed to support the free end of the skirt-board it may be fastened by a button or otherwise. E is a canvas-cloth or other flexible apron attached at its one edge, preferably, in a detachable manner to admit of its being cleaned, washed, or replaced by another apron when required, to a roller, F, arranged along the rear portion of the upper frame of the table and within it below the top C. This apron is unrolled prior to putting a skirt on the board D so as to form a bag or protector for the pendent portion of the skirt in ironing, as represented by dotted lines in Fig. 2, and its free or loose end hitched onto the front portion of the upper frame, as, for instance, by the projecting ends of a stick applied to the free end of the apron dropping into notches *d* *d* in the front part of the upper frame. Said apron keeps the skirt from being soiled by dragging on the floor or otherwise when pendent from and being shifted on the board to present fresh surfaces for ironing. The roller F may, if desired, be a spring one, so as to automatically roll up the apron when the free edge of the latter is released; or said apron may be rolled up by hand on turning the roller for the purpose. In either case the apron is out of the way, and rolled up so as to preserve its cleanliness, when it is not required to use the skirt-board; and neither the apron nor skirt-board interfere in the least with the use of the table for general ironing or ordinary kitchen purposes.

What is here claimed, and desired to be secured by Letters Patent, is—

1. The combination of the skirt-board D with the upper rails or frame of the table, the opening-and-closing top C, and the opening-and-closing end rail A<sup>2</sup>, substantially as and for the purpose herein set forth.

2. The combination of the roller F and flexible apron E with the skirt-board D, the hinged top C, and the opening-and-closing end rail A<sup>2</sup>, substantially as shown and described.

A. S. ROBINSON.  
R. A. HARRIS.

Witnesses:

STEPHEN PUTNAM,  
FREDK. A. EVANS.