

W. H. DAMRON.

Quilting-Frame for Sewing-Machines.

No. 130,701.

Patented Aug. 20, 1872.

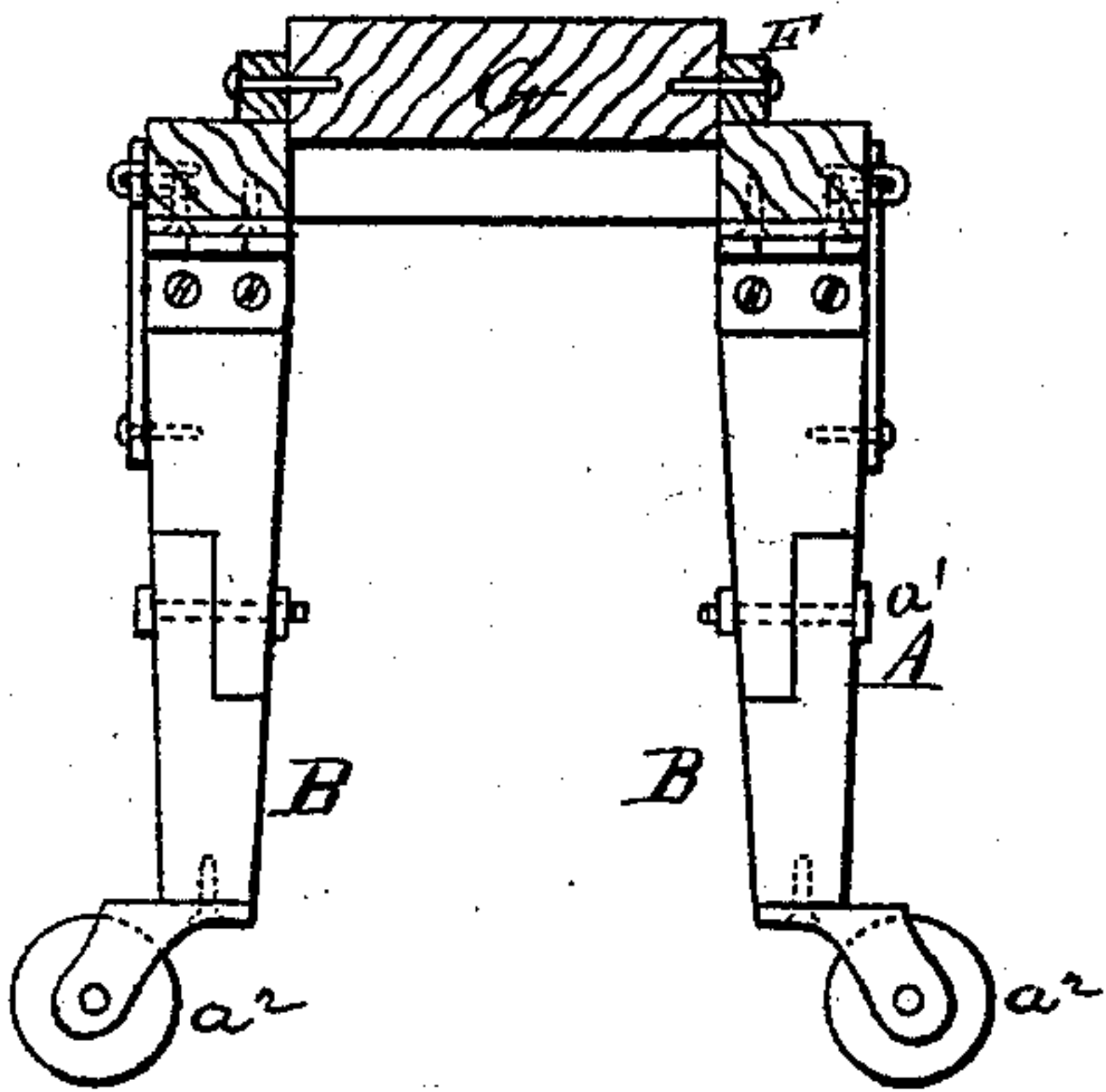


Fig. 1.

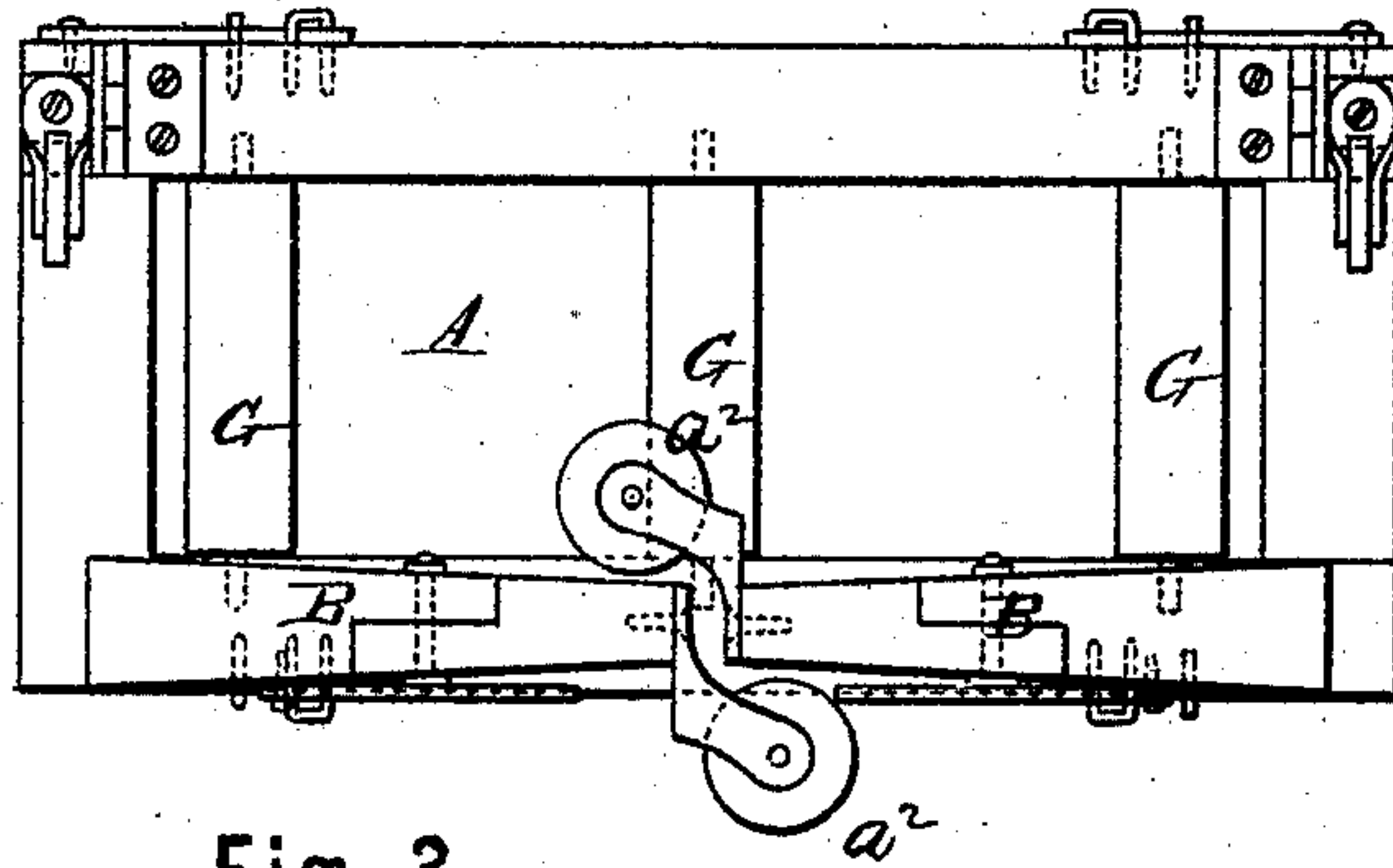


Fig. 3.

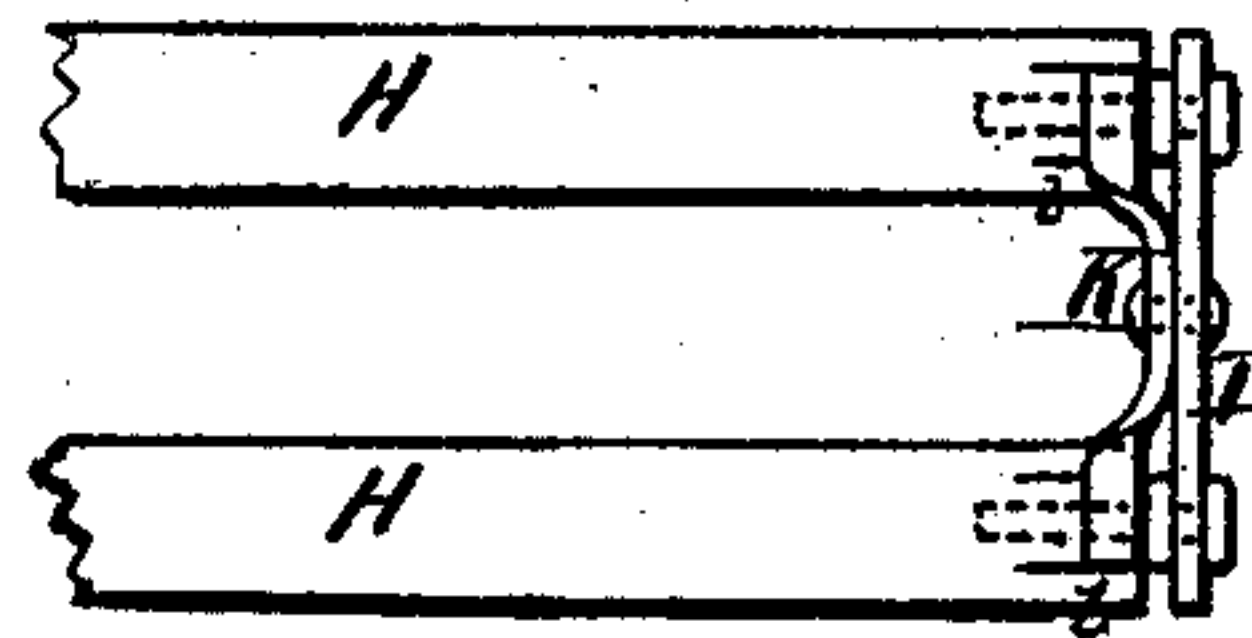


Fig. 4.

Fig. 2.

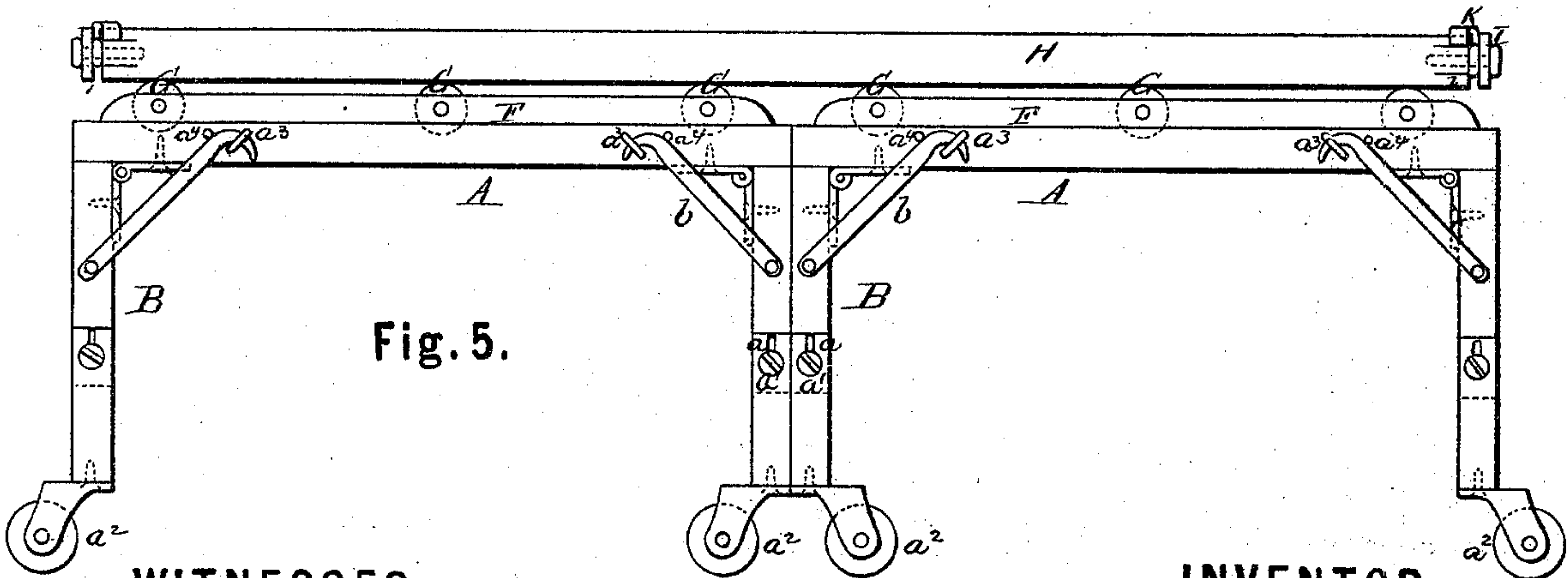
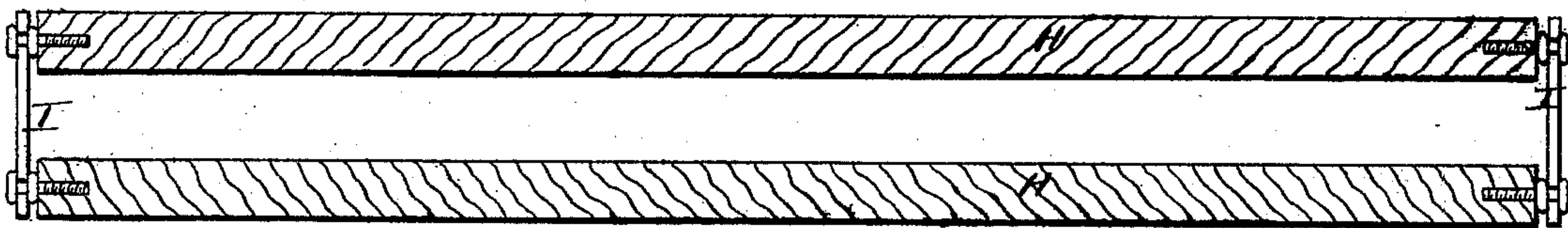


Fig. 5.

WITNESSES.

Villette Anderson
Geo E. Upham.

INVENTOR.

W. H. Damron,
Clipsman & Osmer & Co,
Atty.

UNITED STATES PATENT OFFICE.

WILLIAM H. DAMRON, OF MACOMB, ILLINOIS.

IMPROVEMENT IN QUILTING-FRAMES FOR SEWING-MACHINES.

Specification forming part of Letters Patent No. 130,701, dated August 20, 1872.

To all whom it may concern:

Be it known that I, WILLIAM H. DAMRON, of Macomb, in the county of McDonough and State of Illinois, have invented a new and valuable Improvement in Quilting-Frames; and I do hereby declare that the following is a full, clear, and exact description of the construction and operation of the same, reference being had to the annexed drawing making a part of this specification, and to the letters and figures of reference marked thereon.

Figure 1 of the drawing is a representation of a sectional view of my invention. Fig. 2 is a sectional view. Fig. 3 is a view of my invention folded. Fig. 4 is a detail, and Fig. 5 is a side elevation.

This invention has relation to quilting-frames to be used in connection with sewing-machines; and consists in the construction and novel arrangement of a pair of stands having extension legs and furnished with transverse friction-rollers, and adapted to hold the bars upon which the quilting material is wound, enabling said bars to be moved as desired, according to the progress of the work, all as hereinafter described.

Referring to the accompanying drawing, A represent two stands, supported by legs B, hinged to the top part of the stands. These legs are constructed in two sections each, joined together and rendered extensible by reason of the slots *a* and adjusting-screws *a*¹. These legs rest on caster-wheels *a*², and are furnished with pivoted hook-arms *b*, which catch in loops *a*³ on the sides of the frame, and are made rigid by

means of projections *a*⁴. When these arms are released from the loops the legs may be folded up as shown in Fig. 3, and the stand brought to a compact form for transportation or putting away. The upper part of each stand is an oblong rectangular frame having upright molding F, between the sides of which are pivoted transverse rollers G.

When in use the stands are arranged one on each side of the sewing-machine, the legs adjusted to the proper height, and the bars H laid on the rollers G. The bars H are designed to receive the quilting material, and are pivoted to and connected together by the end-pieces I. On the ends of the bars H are ratchets *i*, acted upon by dogs *k*, so that they may be held at any position to which they are adjusted. The bars H pass across the top of the machine, and are moved to and fro along the rollers G, according as the work proceeds.

What I claim as my invention, and desire to secure by Letters Patent, is—

A portable folding quilting apparatus for use with sewing-machines, having the two stands, furnished with casters and transverse friction-rollers, and the traveling adjustable frame H, substantially as specified.

In testimony that I claim the above I have hereunto subscribed my name in the presence of two witnesses.

WILLIAM H. DAMRON.

Witnesses:

THOS. J. PRICE,
A. P. WETHERHOLD.