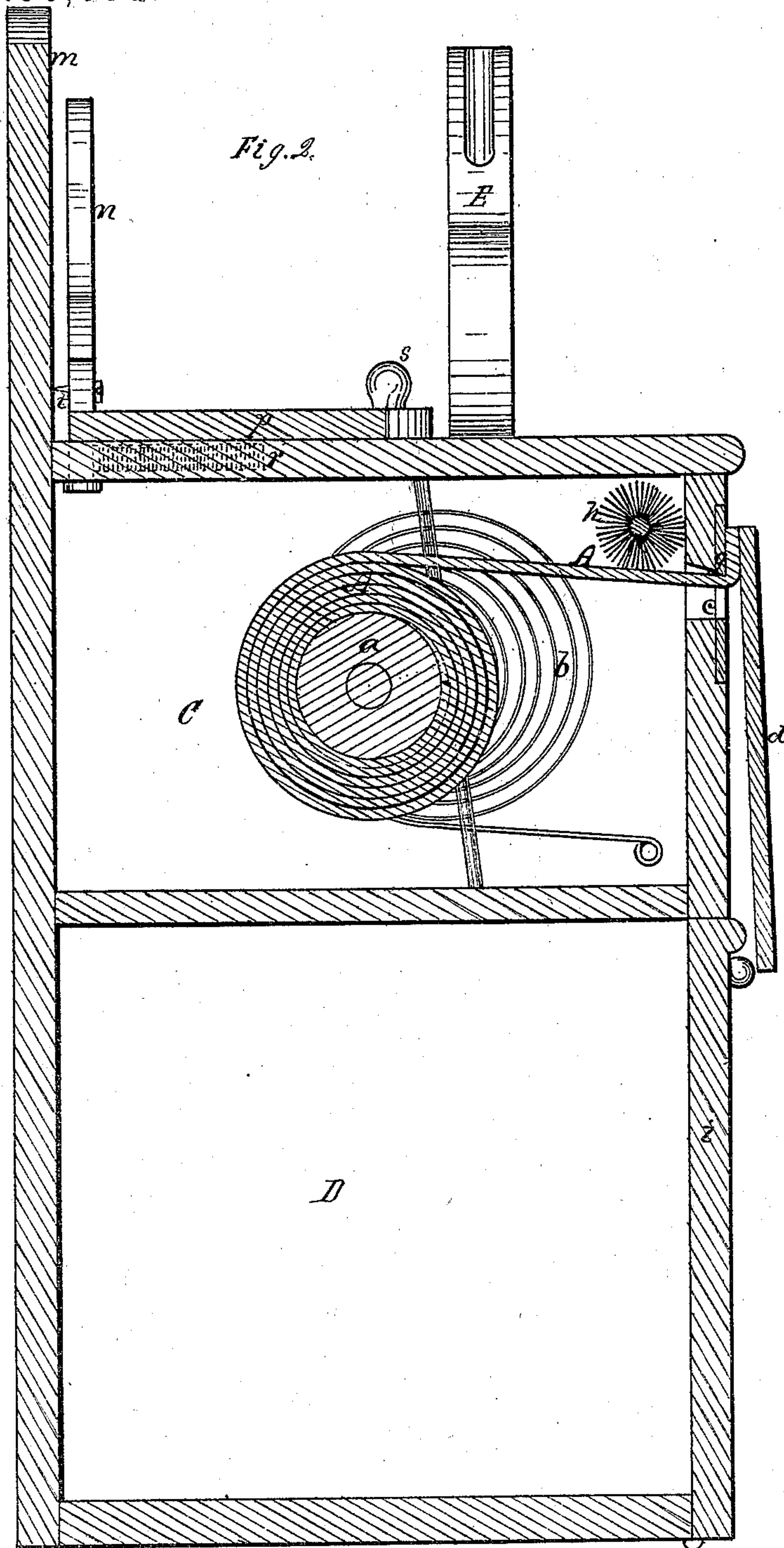


L. TALCOTT.

Improvement in Holders for Razor-Strops.

No. 130,599.

Patented Aug. 20, 1872.



Witnesses,

S. W. Wood
E. M. Gallaher.

Inventor,
Levi Talcott,
By his attorney,
J. S. Brown.

UNITED STATES PATENT OFFICE.

LEVI TALCOTT, OF ILION, NEW YORK, ASSIGNOR TO FRANK T. SHAW AND
WILLIAM C. LITTLEFIELD, OF DETROIT, MICHIGAN.

IMPROVEMENT IN HOLDERS FOR RAZOR-STROPS.

Specification forming part of Letters Patent No. 130,599, dated August 20, 1872.

To all whom it may concern:

Be it known that I, LEVI TALCOTT, of Ilion, in the county of Herkimer and State of New York, have invented an Improved Holder for Razor-Strops and other shaving utensils; and I do hereby declare that the following is a full and exact description thereof, reference being had to the accompanying drawing, making part of this specification—

Figure 1 being a front view of the article; Fig. 2, a vertical section from front to rear in a plane indicated by the line *x x*, Fig. 1.

Like letters designate corresponding parts in both figures.

The holder consists of a case of a size and shape adapted to its purpose, and may be of ornamental design and finish, and provided with adjuncts and fixtures, the construction and purposes of which are hereinafter specified.

First, in the case one or more razor-strops, A B, are contained, and these strops are flexible, and are so mounted as to be drawn in automatically, after use, by means of springs. Thus the strop A is wound upon a shaft or drum, *a*, on which is a spiral or other spring, *b*, the strength of which winds up the shaft after being drawn out and used. The outer end of the strop extends forward through a horizontal slot or mouth, *c*, and terminates in a handle, *d*, which serves the several purposes of drawing out and holding the strop by to prevent the strop from being drawn by the spring entirely into the case, and to close the slot or mouth through which the strop is drawn out. The shaft or drum on which the strop winds is controlled by a screw-brake, *f*, or its equivalent, of any suitable construction, by which, when the strop is drawn out, it may be held from drawing in while stopping the razor. This strop is relieved of the brake as soon as the stopping is finished, so that the spring immediately draws it in out of the way of the dust. The mouth or slot *c* has its outer edges, or its upper edge, lined or armed with a steel or other suitable hard-scraping edge, *g*, so that as the strop is drawn in, after use, it may be scraped and cleaned thereby by causing it to bear against the said edge-scraper. Also, inside of the case is located a brush, *h*, which the strop rubs against in moving out and in to clean off any dust or impurities on the surface of the strop.

The two strops A and B, if two are used, may be, one coarse, and the other fine, and the second or any additional strop may be

mounted in the same way as the strop A above specified.

The strops A B are located in one compartment, C, of the case, and another compartment, D, may contain a shaving-cup, lather-brush, razor, and any other instrument or article for use in shaving. It is closed by a door, *i*.

On the top of the case is or may be located a mirror, the standards E E thereof only being shown, to see to shave or make the toilet by; and at the sides are or may be swinging or sliding arms G H, to hold towels, &c. Also, upon the top of the case there is a back, *m*, projecting upward, and forward of that is an upright projection or clamp-piece, *n*, mounted on a base-piece, *p*, which slides forward and backward on the top of the case, and is held back with elastic force by a coiled spring, *r*. This spring clamp-piece *n* and the back *m* together form a clamp to hold strips of paper for wiping the razor on in shaving. It is drawn forward by a knob, *s*, or its equivalent. From the back of the clamp-piece *n* a pin, *t*, projects to pierce the several pieces of paper and hold them in place, so that but one will be drawn out at a time.

The case may be attached to the wall or set upon a bureau, shelf, or table. It is suitable either for barbers' or private use.

What I claim as my invention, and desire to secure by Letters Patent, is—

1. The combination, with the shaft or drum *a* and spring *b* for winding up the razor-strop, of a brake, *f*, substantially as and for the purpose herein specified.

2. The right-angled or T-shaped handle *d*, in combination with the strop, as and for the purpose set forth.

3. The scraper *g* in the mouth or slot *c*, for the purpose specified.

4. The brush *h*, in combination with the strop, as and for the purpose specified.

5. The spring paper clamp *m n*, in combination with the holder, as and for the purpose specified.

6. The pin *t*, in combination with the clamp *m n*, for the purpose specified.

7. The holder herein described, consisting of the case having strop and utensil compartments C D, mirror E, and towel-arms G H, substantially as herein specified.

LEVI TALCOTT.

Witnesses:

F. P. MCWENNY,
WM. CLEWS.

J. W. TAYLOR.

Improvement in Barrel-Heads.

No. 130,600.

Patented Aug. 20, 1872.

Fig. 1.

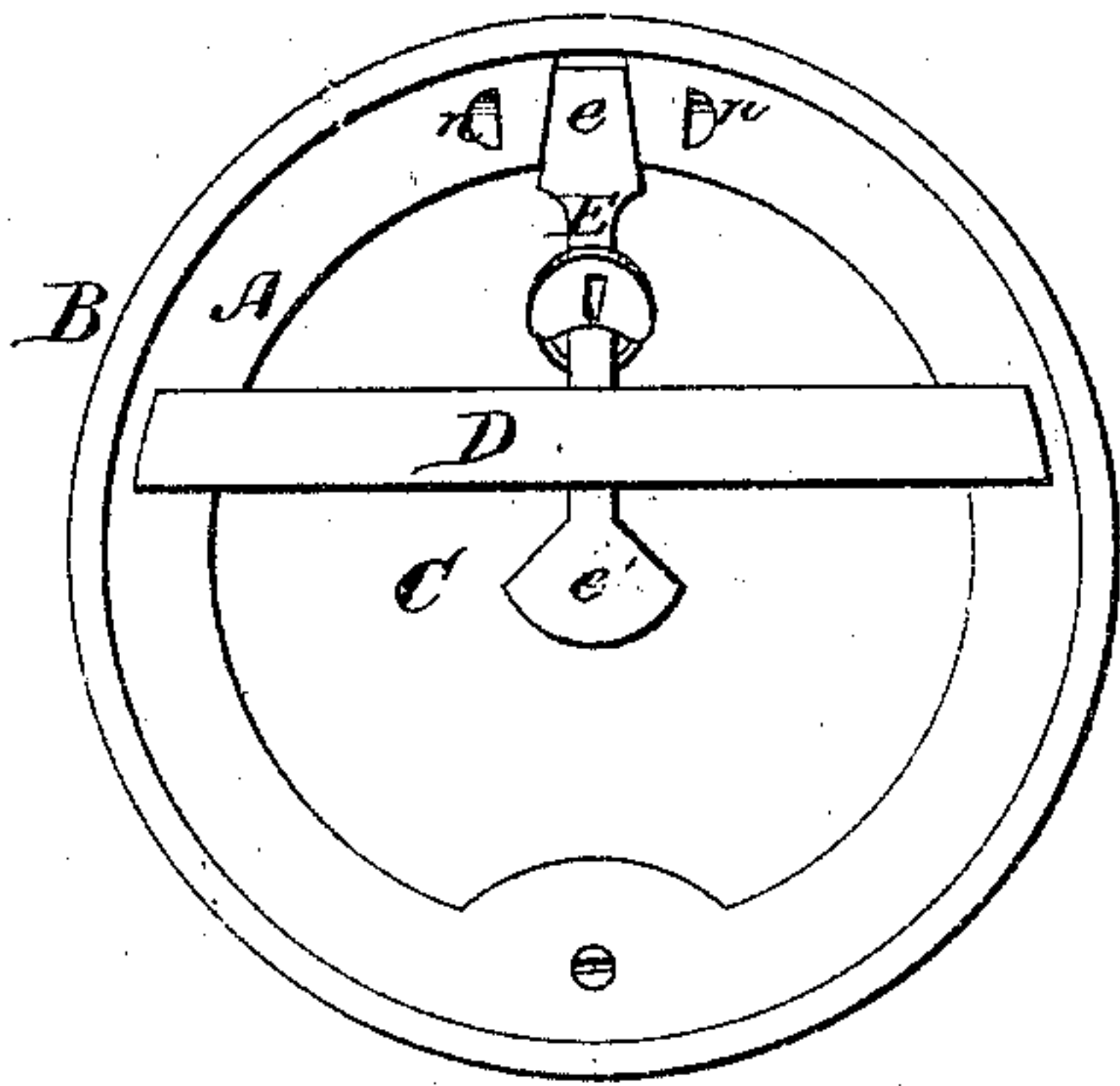


Fig. 2.

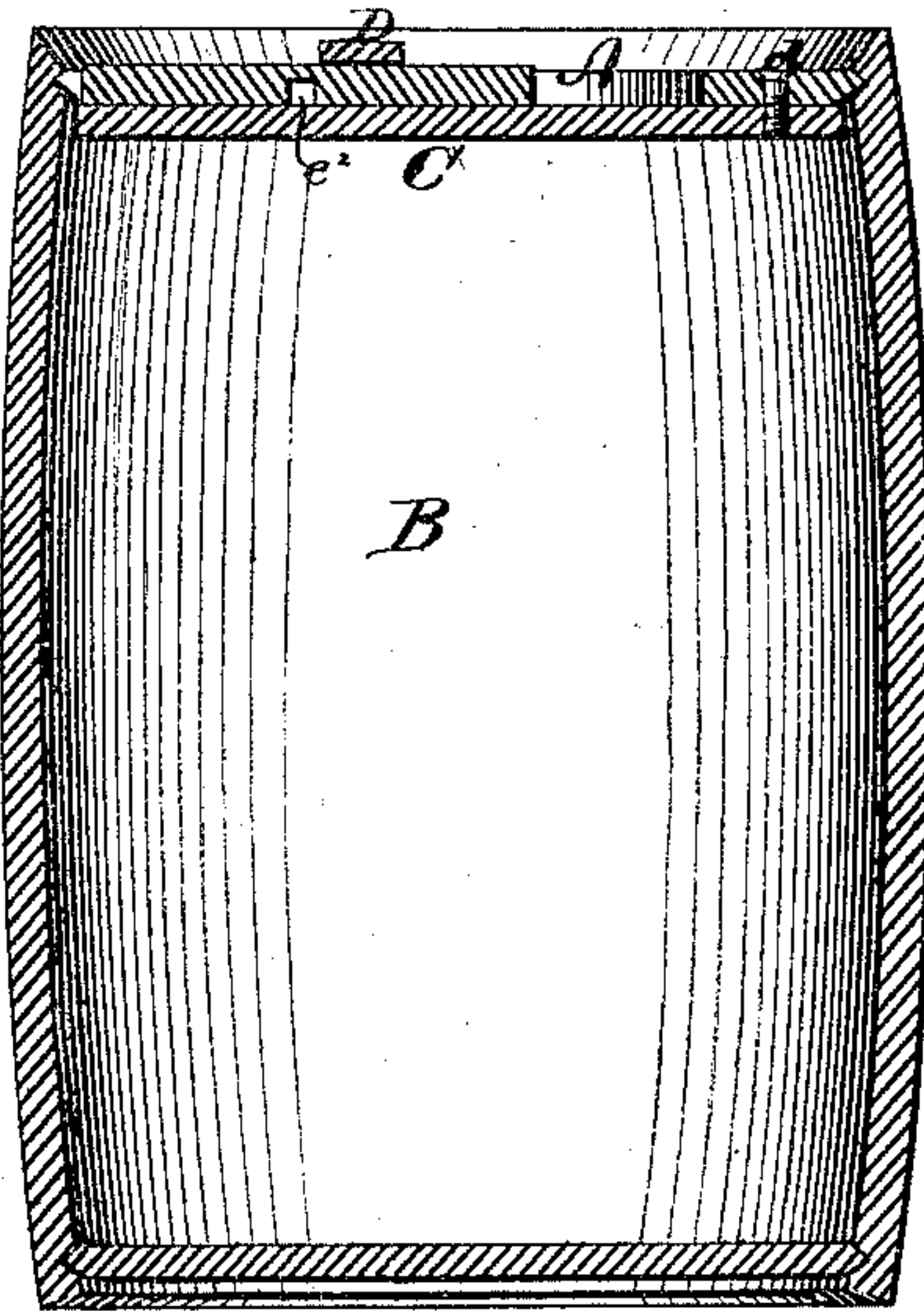
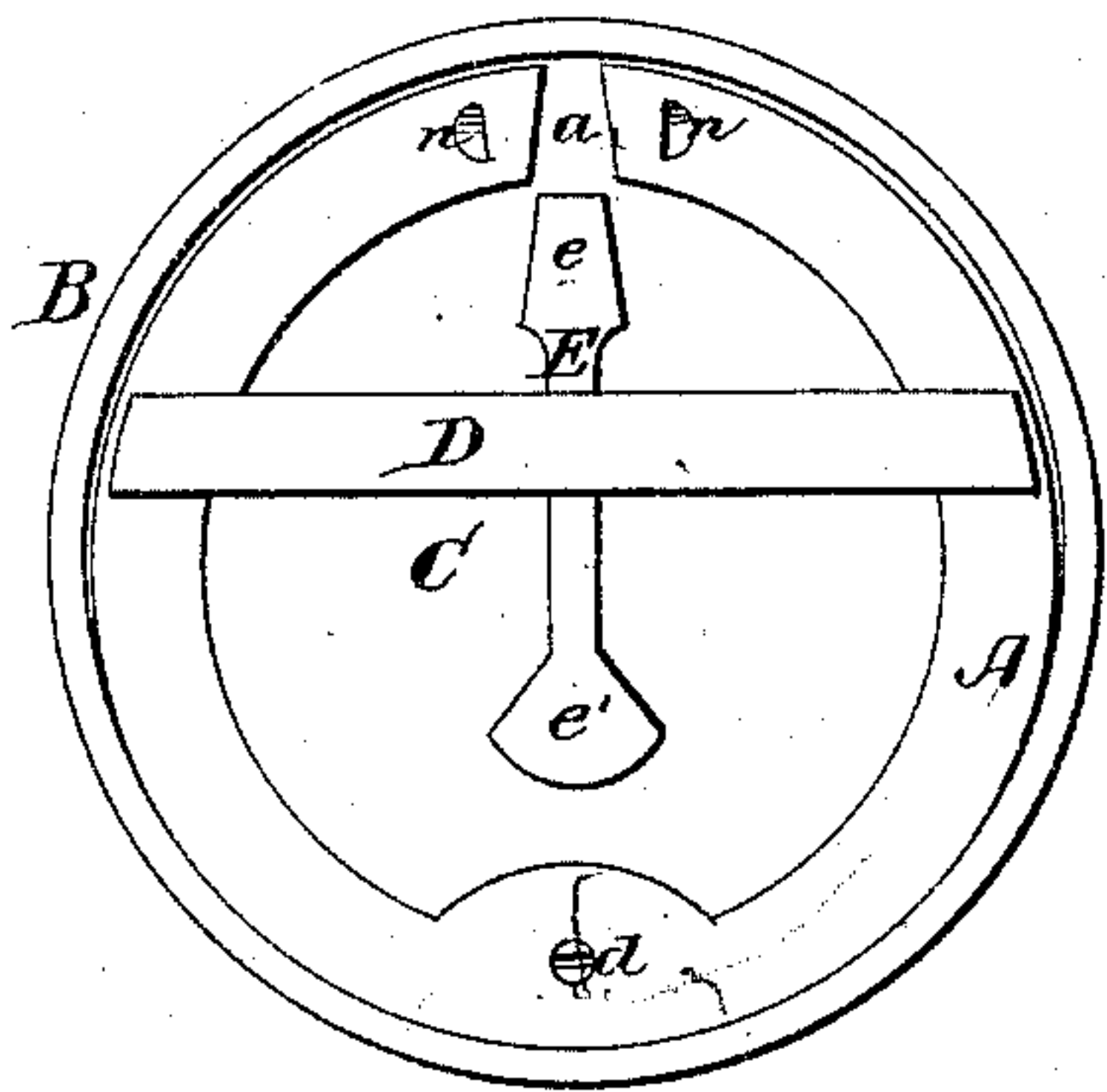


Fig. 3.



Witnesses.

L. F. Brown
W. H. Ellsworth

Inventor.

James W. Taylor.

by his Attys.

Wm. F. Ellsworth