

R. FRISBIE.

Improvement in Toy Savings-Banks.

No. 130,575.

Patented Aug. 20, 1872.

Fig. 1.




Fig. 2.

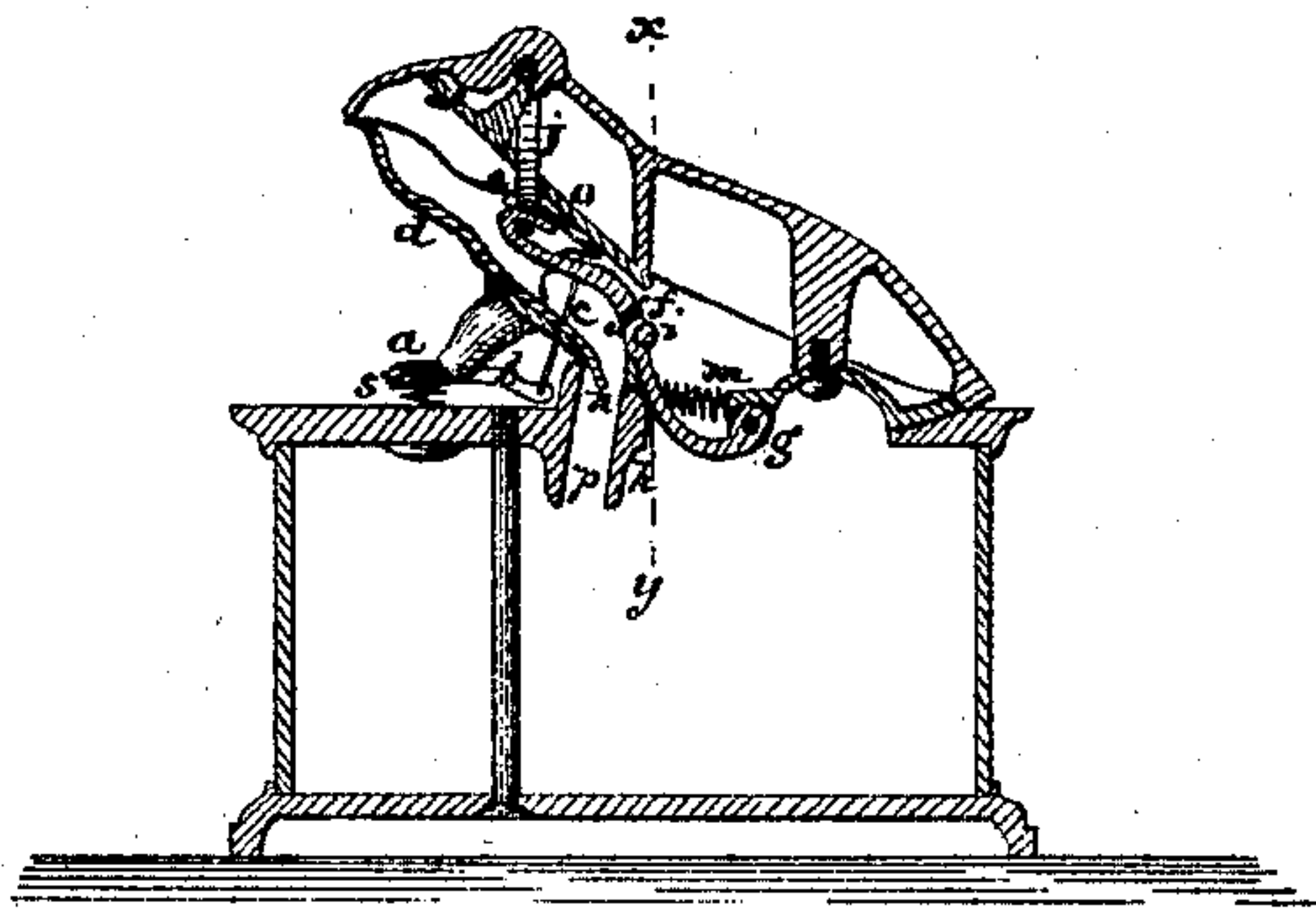


Fig. 3.

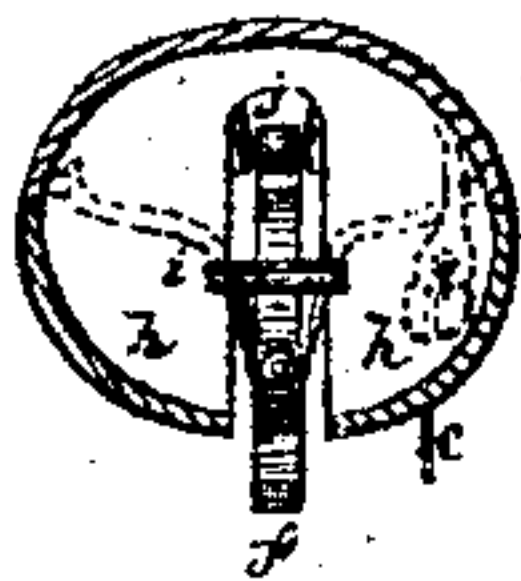
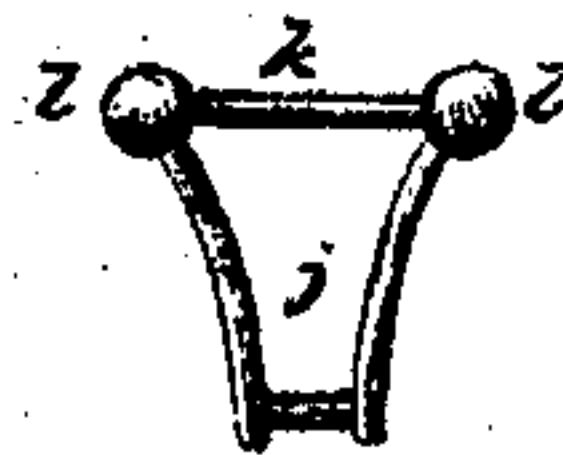


Fig. 4.



Witnesses.

Beallbrook,
John J. Peters

Inventor.

Russel Frisbie
by Theo. G. Ellis
Attorneys.

UNITED STATES PATENT OFFICE.

RUSSEL FRISBIE, OF CROMWELL, CONNECTICUT, ASSIGNOR TO THE J. & E. STEVENS COMPANY, OF SAME PLACE.

IMPROVEMENT IN TOY SAVINGS-BANKS.

Specification forming part of Letters Patent No. 130,575, dated August 20, 1872.

SPECIFICATION.

To all whom it may concern:

Be it known that I, RUSSEL FRISBIE, of Cromwell, in the county of Middlesex and State of Connecticut, have invented certain new and useful Improvements in Toy Savings-Banks; and I do hereby declare that the following is a full, clear, and exact description thereof, whereby a person skilled in the art can make and use the same, reference being had to the accompanying drawing and to the letters of reference marked thereon.

Like letters in the figures indicate the same parts.

My invention consists in placing upon the top of the money-box an artificial frog, whose mouth is opened for the reception of a coin by pressing one of its feet, and which drops the coin into the box on releasing it. It also consists in the peculiar mechanism by which this is accomplished. It also consists in a certain mechanism by which the eyes are caused to roll when the foot is pressed.

In the accompanying drawing, Figure 1 is a perspective view of my improved toy savings-bank. Fig. 2 is a vertical longitudinal section through the frog and box, showing the mechanism by which it is operated. Fig. 3 is a cross-section through the frog on the line *x y*, Fig. 2. Fig. 4 is a detached view of the piece *j*, shown in section in Fig. 2.

a is the foot that is pressed to open the lower jaw *d*, by means of the lever *b* and connecting-link *c*. The jaw is hinged to the body of the frog on each side at *e*. The springs *s* under the foot *a* presses it upward, and assists in bringing the jaw back to its position when the foot is released. *f* is a curved bar, hinged to the frame or body at *g*, and passing upward and forward through the middle plate *h*. It is held in position by the cross-piece *i* being held against *h* by the spring *m*. The upper end of *f* forms a hook, bending upward and backward, in which rests the lower bearing of the piece *j*, shown in Fig. 4. The upper bearing

k is held between the top of the head and a projection from the plate *o*, so as to form a socket in which it turns. At the outer ends of *k* are the eye-balls *l l*. At the rear end of the lower jaw *d* is a projection, *n*, which, when the jaw is opened strikes against the bar *f* and presses it upward and backward. This swings the piece *j* and causes the eyes to move.

The operation of my invention is as follows: When it is desired to place a coin in the safe, the jaw is opened by depressing the foot *a*. The coin is then placed in the mouth. Meanwhile the projection *m* has pressed the bar *f* and the eyes have moved. The coin is held from passing into the box by the contact of the parts *n* and *f*, until the foot is released, when the coin drops into the safe through the opening *p*, and the parts resume their original position, the eyes rolling back as the bar *f* drops. The projection *n* also serves the purpose of retaining the coin in the box, and preventing its falling out through the passage *p* when the safe is inverted.

Claims.

What I claim in this my invention is—

1. The combination of the mechanical frog, constructed substantially as described, with a box to form a toy savings-bank.
2. The devices *a b c s* for moving and operating the jaw *d*, substantially in the manner described.
3. The devices *n f m j* for operating the eyes and causing them to move, substantially as herein described.
4. The combination of the devices for opening the jaw, and the devices for moving the eyes, in the manner described, so that they are all operated by pressing the foot *a*, substantially as set forth.

RUSSEL FRISBIE.

Witnesses:

WM. E. HULBERT,
EDWARD S. COE.