

W. W. CADWELL & J. M. CASE.

Improvement in Packing-Cases.

No. 129,713.

Patented July 23, 1872.

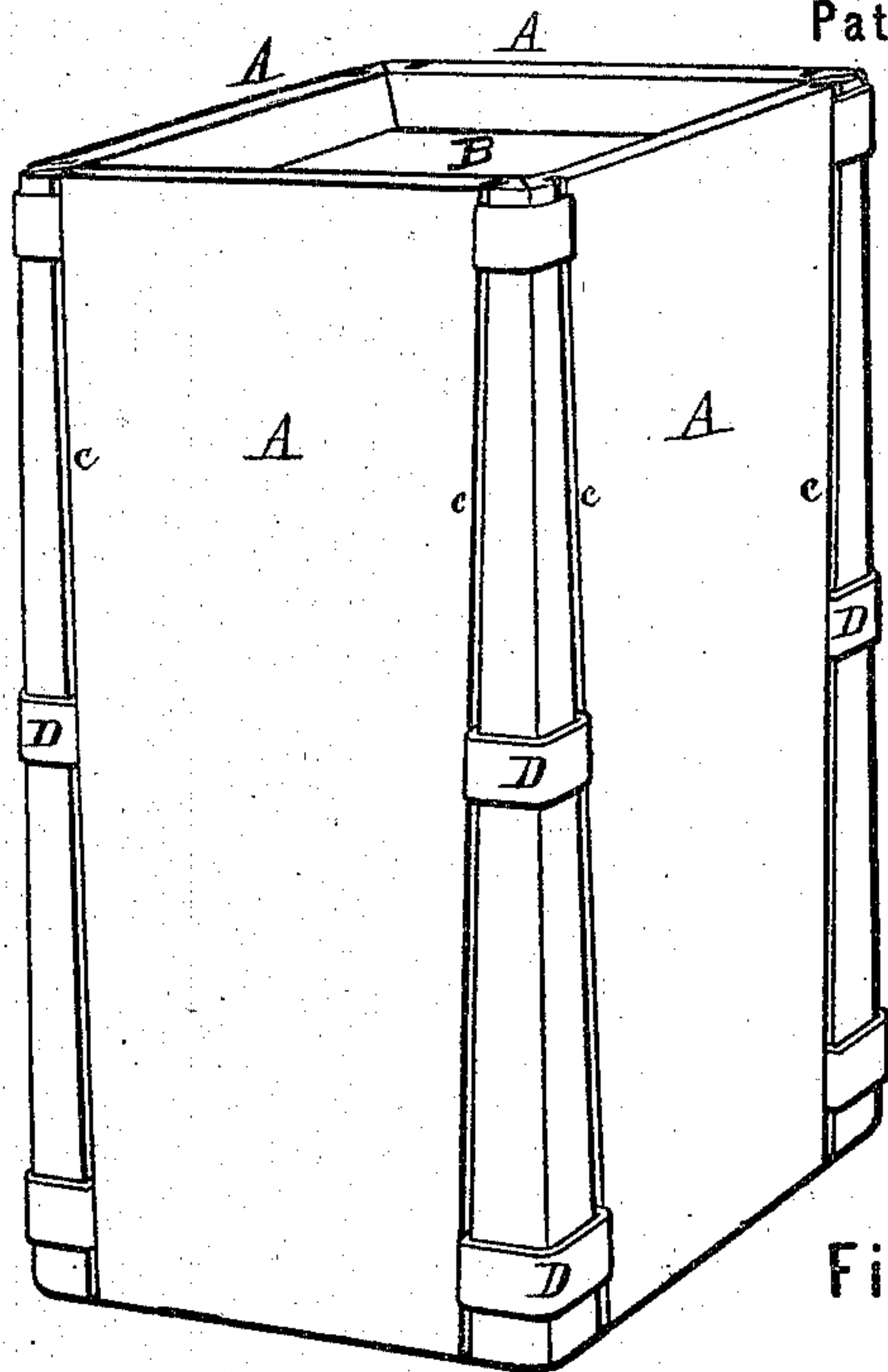


Fig. 1.

Fig. 2.

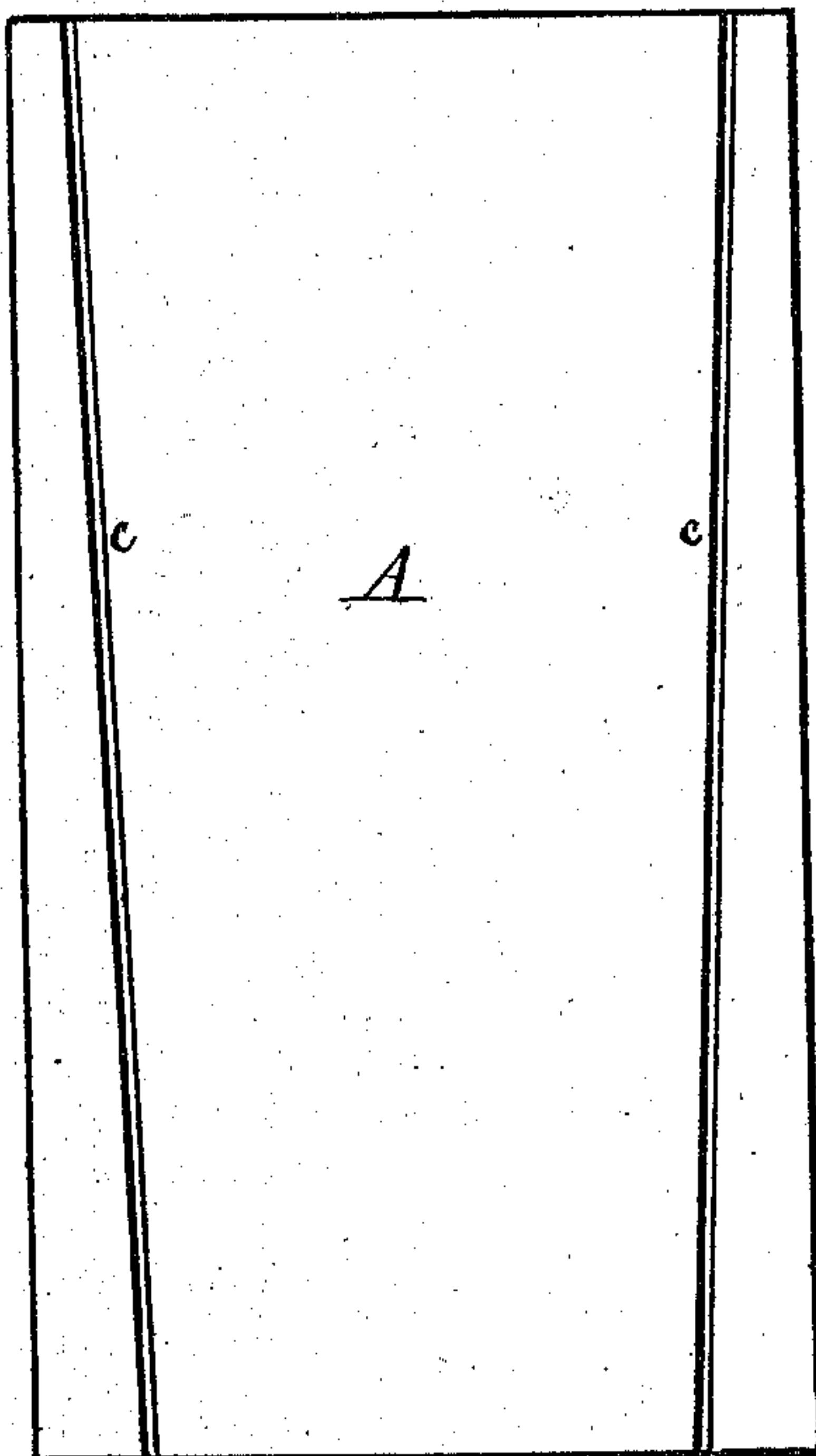


Fig. 3.

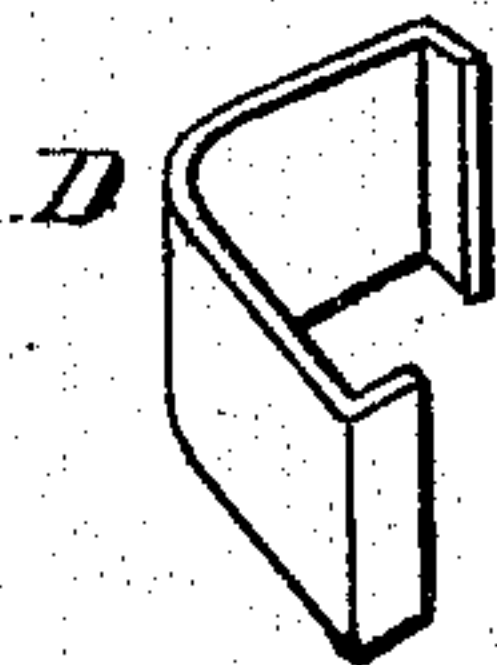


Fig. 4.



WITNESSES.

*Villette Anderson.*  
*Geo. Elpham.*

INVENTORS

*W. W. Cadwell*  
*Julian M. Case*  
*Chipman Fosmire & Co*  
*Attys*



W. W. CADWELL & J. M. CASE.

Improvement in Packing-Cases.

No. 129,713.

Patented July 23, 1872.

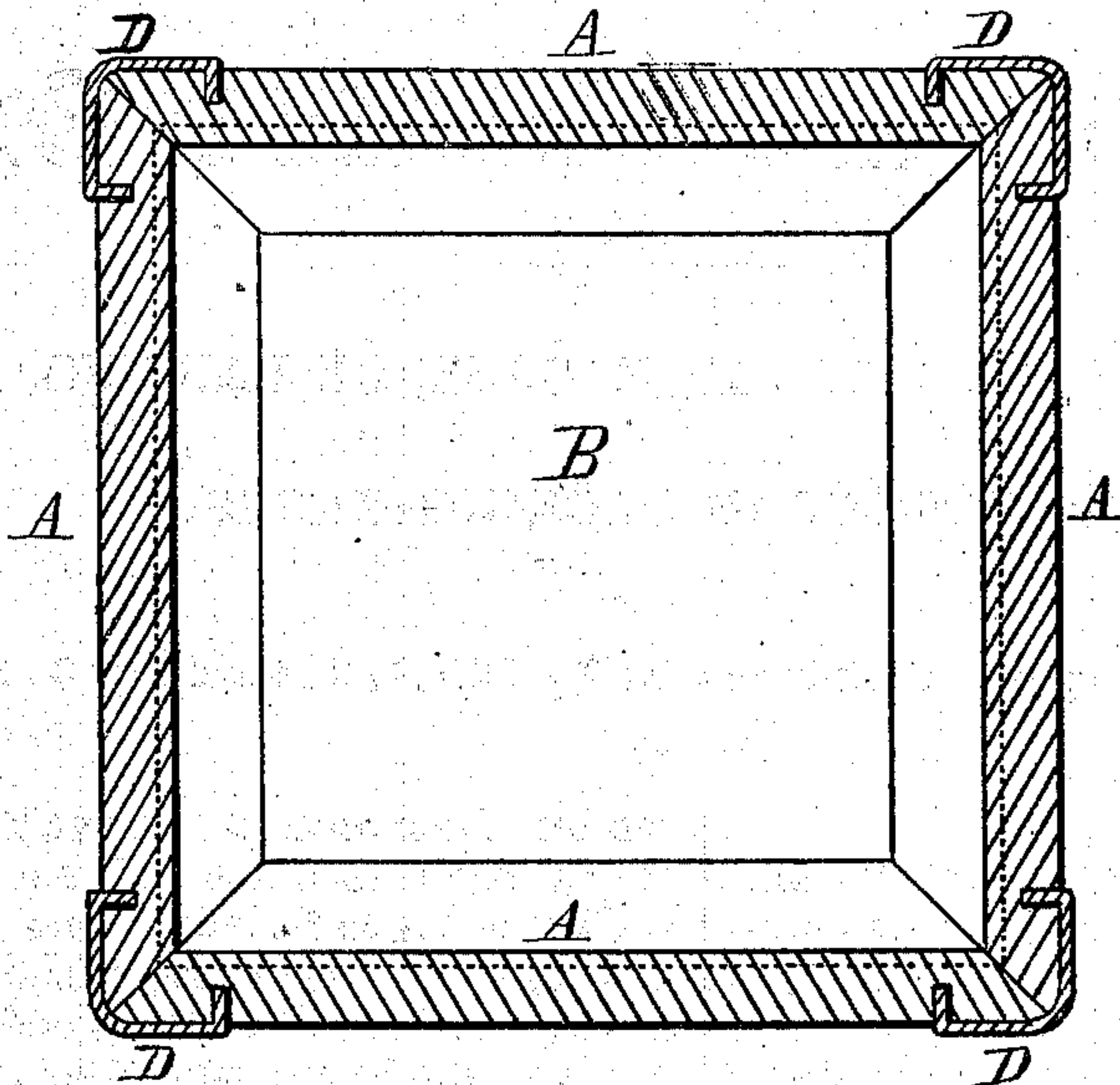


Fig. 5.

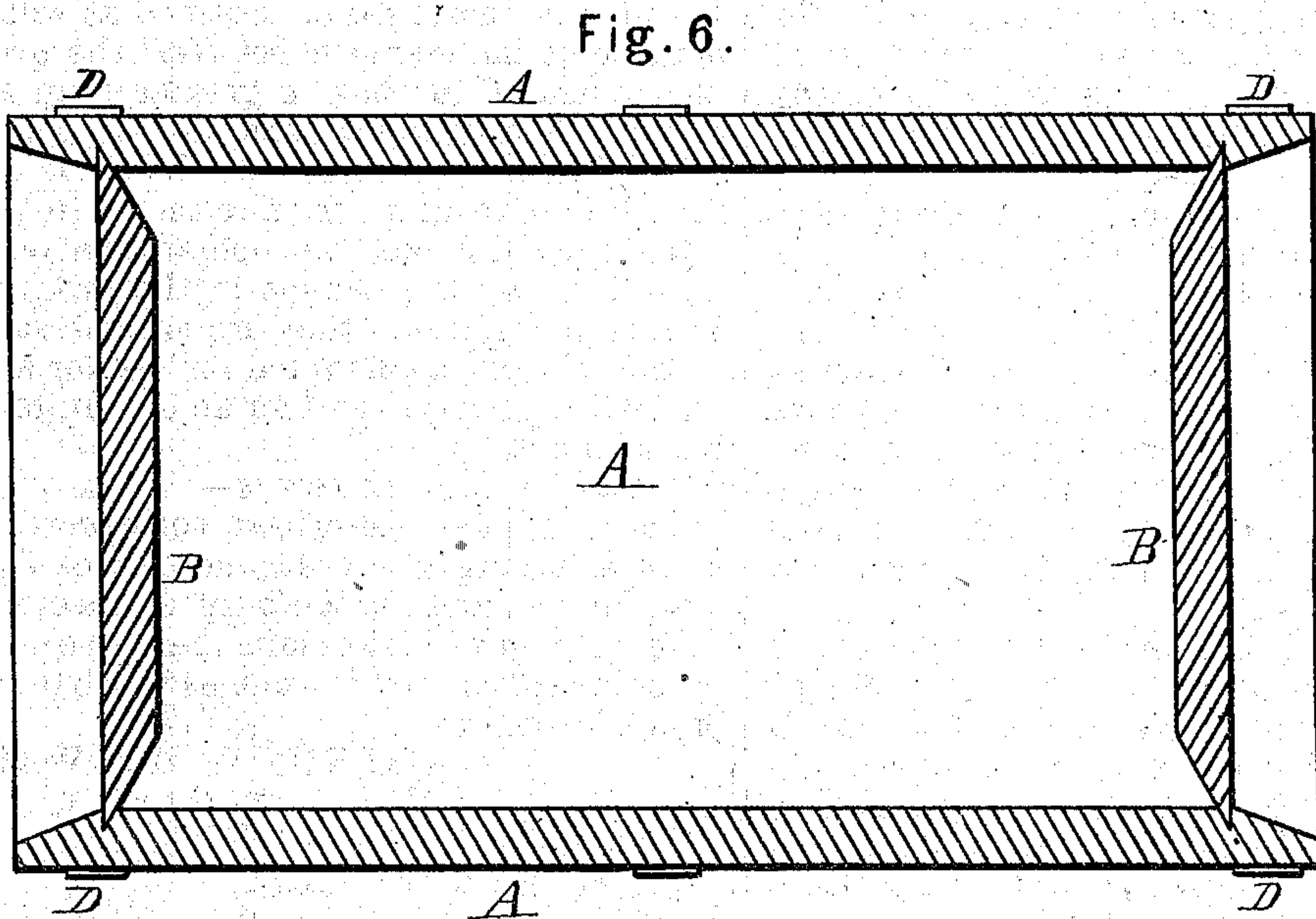


Fig. 6.

WITNESSES.

*Villette Anderson*  
*Geo Eupham,*

INVENTORS

*W. W. Cadwell,*  
*Julian M. Case.*  
*Chipman & Osmer & Co*  
*Attys.*



# UNITED STATES PATENT OFFICE.

WARREN W. CADWELL AND JULIAN M. CASE, OF LANSING, MICHIGAN.

## IMPROVEMENT IN PACKING-CASES.

Specification forming part of Letters Patent No. 129,713, dated July 23, 1872.

*To all whom it may concern:*

Be it known that we, WARREN W. CADWELL and JULIAN M. CASE, of Lansing, in the county of Ingham and State of Michigan, have invented a new and valuable Improvement in Packages; and we do hereby declare that the following is a full, clear, and exact description of the construction and operation of the same, reference being had to the annexed drawing making a part of this specification, and to the letters and figures of reference marked thereon.

Figure 1 of the drawing is a representation of a perspective view of our invention. Fig. 2 is a view of one of the side pieces of our invention. Figs. 3 and 4 represent the clasps, and Figs. 5 and 6 are sectional views of our invention.

Our invention has relation to boxes for storing and transporting butter, tobacco, soap, lard, and all kinds of merchandize and produce usually packed or transported in small boxes; and the novelty consists in the construction of a rectangular box, the four sides of which have beveled edges and tapering grooves, as hereinafter described, together with clasps adapted to fit in said grooves and hold said sides firmly together, as well as to be removable at the will of the operator.

The letters A represent the four sides of our box, and B the heads, arranged therein by means of beveled edges and grooves, as is usual in the construction of coopers' ware. On each of these sides A I form two grooves, as shown on the drawing. These grooves are cut on an angle, as represented, and are intended to hold the clasps hereinafter mentioned and

render them easily removable at will. The edges of these sides are usually beveled, as shown, so as to fit each other closely; but the box may be constructed without such beveled edges, and serve a very good purpose. The grooves above mentioned are marked *c* on the drawing. The letters D represent a clamp or clasp of metal, bent in the shape indicated on the drawing, and adapted respectively to pass over the sides of the box and into the grooves *c*, as shown. We usually attach three of these clasps over each longitudinal corner of the box, making twelve altogether; but this number may be increased or lessened at will. Inasmuch as the distance between the grooves at one end of the box is greater than at the opposite end, it follows that in the construction of the clasps some must be made longer than others to adapt them to the use required.

To open the box the operator is only required to slip the clasps in the grooves toward the end where they are narrowest.

These boxes are adapted for use for a great variety of packages and for an indefinite number of times.

What we claim as new is—

The box herein described, constructed with sides A having grooves *c* and clasps D, substantially as and for the purpose specified.

In testimony that we claim the above we have hereunto subscribed our names in the presence of two witnesses.

WARREN W. CADWELL.  
JULIAN M. CASE.

Witnesses:

DOUGAL MCKENZIE,  
C. CAMPBELL.