

D. A. STILES.

Improvement in Toy-Banks.

No. 129,615.

Patented July 16, 1872.

fig. 1.




fig. 2.


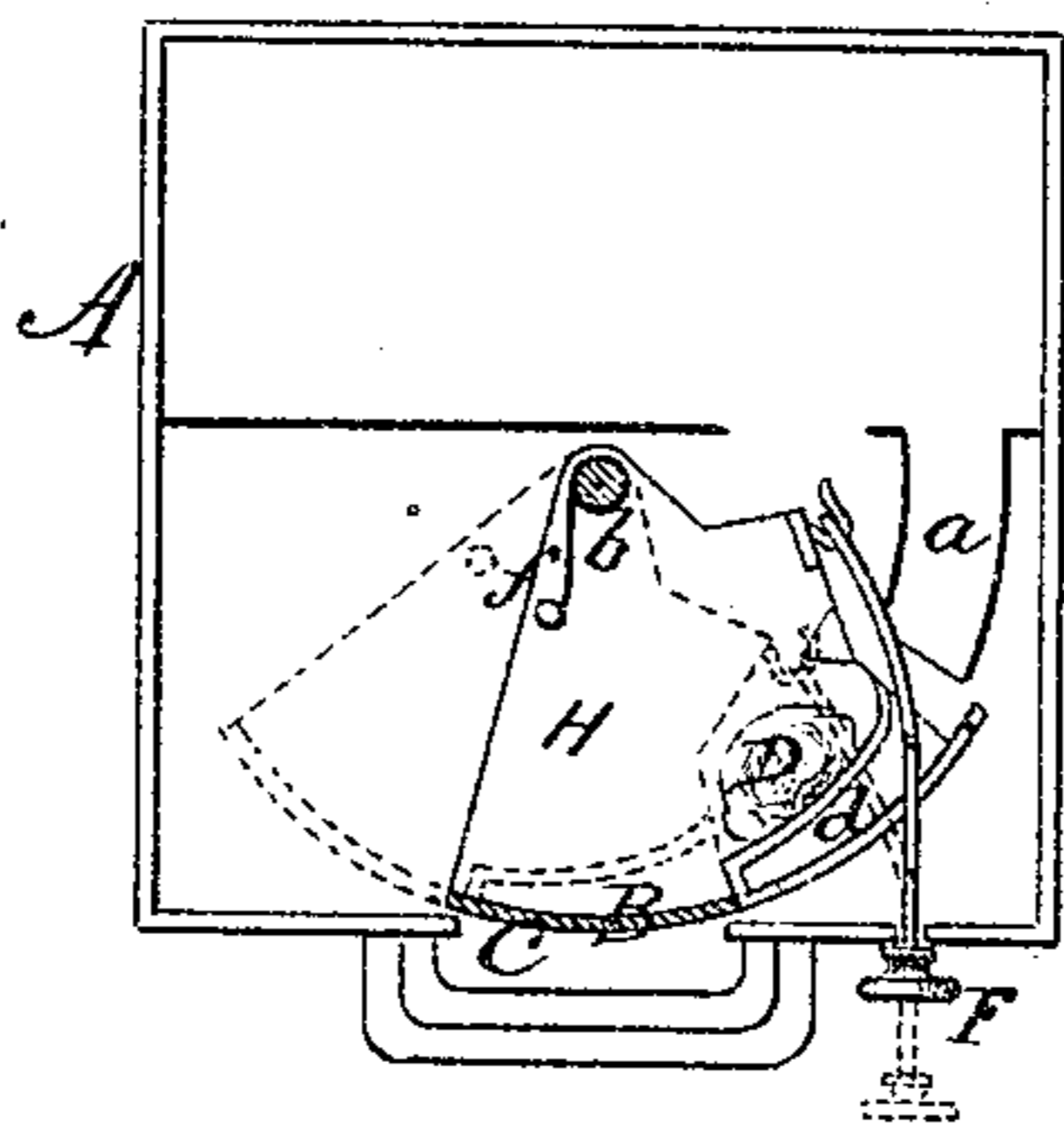


fig. 3.



Witnesses

A. J. Tibbitts
R. H. Shumway

Dorus A. Stiles
Inventor

By Atty.

John E. Earle

UNITED STATES PATENT OFFICE.

DORAS A. STILES, OF MIDDLETOWN, CONNECTICUT.

IMPROVEMENT IN TOY BANKS.

Specification forming part of Letters Patent No. 129,615, dated July 16, 1872.

To all whom it may concern:

Be it known that I, DORAS A. STILES, of Middletown, in the county of Middlesex and State of Connecticut, have invented a new Improvement in Toy Banks; and I do hereby declare the following, when taken in connection with the accompanying drawing and the letters of reference marked thereon, to be a full, clear, and exact description of the same, and which said drawing constitutes part of this specification, and represents, in—

Figure 1, a front view, the bank closed; Fig. 2, the same, the bank open; and in Fig. 3, a plan view, illustrating the operation of opening and closing.

This invention relates to an improvement in toy banks, or place of deposit for children's money; and it consists in a box or receptacle, by preference in the form of a building, having the door arranged so as to be turned away from the opening and at the same time present a figure representing the cashier or keeper of the bank to receive the money, combined with a device for closing the opening, as more fully hereinafter described.

A represents the building, which may be of any desirable style or form. B is the door, fitted to conform to an opening, C, in the walls. This door is arranged upon an arm, H, extending to a pivot, b, as seen in Fig. 3, so that, turn-

ing upon the said pivot, it will move away from the door-opening, as seen in Fig. 3; and in connection therewith is a figure, D, which, as the door is turned away, comes in front of the opening, as seen in Fig. 2. This movement is made by a pull, F, attached to the arm H, as in Fig. 3, extending through the wall, and so that, by drawing out the pull F, the door is turned away and the figure presented. A spring, f, is arranged, the action of which is to close the door; hence, when the pull is drawn out it must be held by the hand or by a notch so long as it is desirable that the door be open and the figure exposed. In front of the figure is a channel, d, representing a counter, as seen in Figs. 2 and 3, into which the coin is dropped, and there remains until the spring f is allowed to act, which, quickly closing the door, gives to the coin an impetus sufficient to throw it from the channel d, through a corresponding fixed channel, a, into the rear of the figure.

I claim as my invention—

In combination with the box or receptacle A, the door B and figure D, arranged to be alternately presented before the opening by means of a pull, f, substantially as set forth.

DORAS A. STILES.

Witnesses:

A. J. TIBBITS,
J. H. SHUMWAY.