

A. WILMOT.

Improvement in Treadles for Sewing-Machines.

No. 129,078.

Patented July 16, 1872.

fig. 1

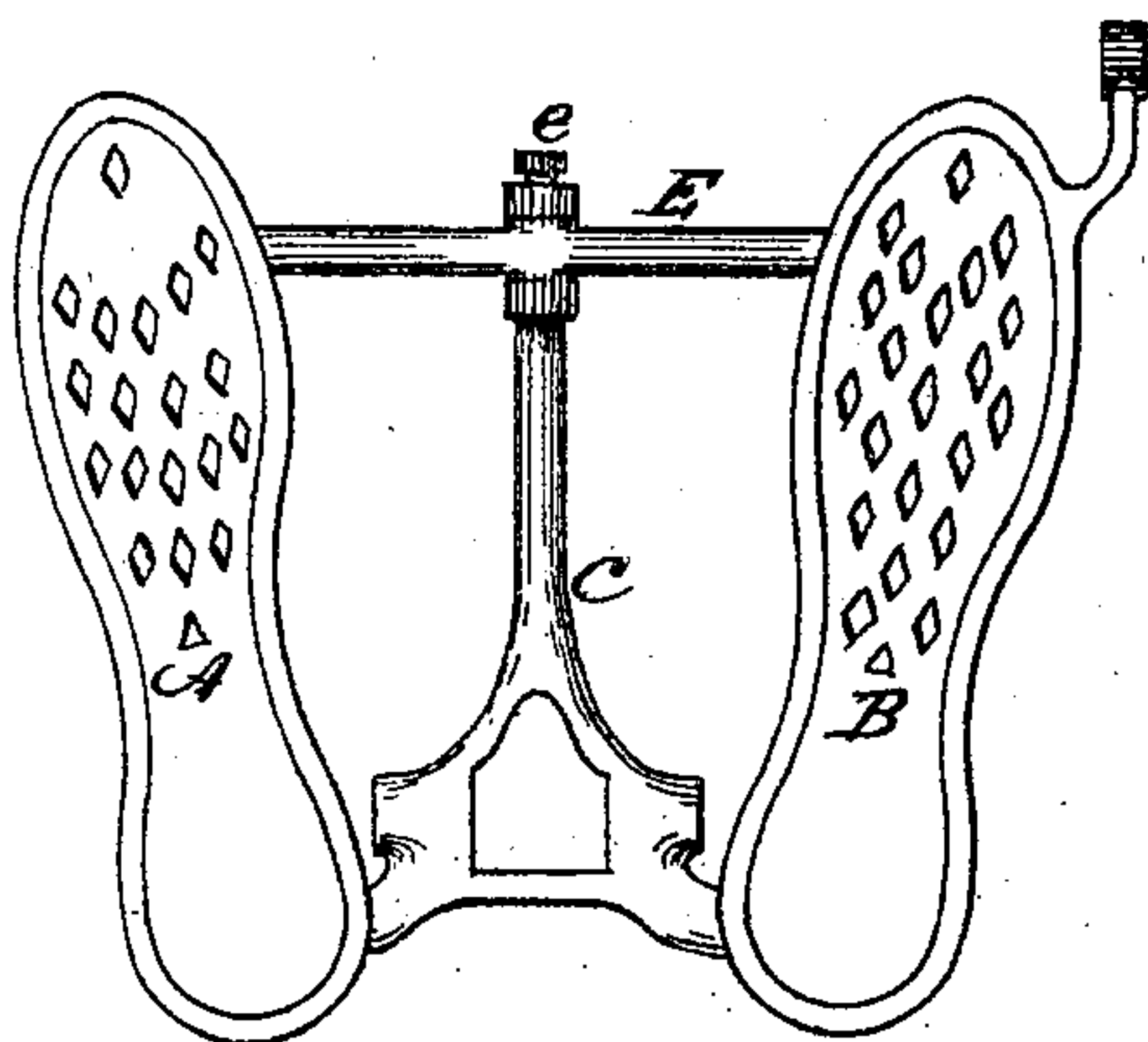


fig. 2





fig. 3



Witnesses
Edw. C. Earle.
A. J. Tibbitts

Asa Wilmot
Inventor

By Atty.

Edw. C. Earle

UNITED STATES PATENT OFFICE.

ASA WILMOT, OF NEW HAVEN, CONNECTICUT.

IMPROVEMENT IN TREADLES FOR SEWING-MACHINES.

Specification forming part of Letters Patent No. 129,078, dated July 16, 1872.

To all whom it may concern:

Be it known that I, ASA WILMOT, of New Haven, in the county of New Haven and State of Connecticut, have invented a new Improvement in Sewing-Machine Treadles; and I do hereby declare the following, when taken in connection with the accompanying drawing and the letters of reference marked thereon, to be a full, clear, and exact description of the same, and which said drawing constitutes part of this specification and represents, in—

Figure 1, a top view; Fig. 2, a heel or front view; and in Fig. 3, a side view.

This invention relates to an improvement in that class of treadles for sewing-machines known as the "walking-motion" treadle—that is, each of the two treadles having an alternate motion to actuate a lever, the said treadles being at the heel instead of the center—the object of this invention being to render the action of the treadles noiseless; and it consists in forming a hinge or joint connection between the heel of the treadle and its support from a flexible material, arranged and applied substantially as hereinafter described.

A is one treadle, B the other, of any desirable form; C, the frame or support for the treadles, which are rigidly secured to a cross-bar, D, or other device. E is the lever, which vibrates on a bearing, *e*. The heel of the treadle is fitted to receive one edge of a flexi-

ble material, *a*, and the frame C, constructed in like manner, as at F. Fabricated rubber, leather, felt, or similar material is the best adapted for this purpose. One edge of the piece being firmly secured to the treadle and the other to the frame allows the free working of the treadle without friction, or the contact of metal to metal, and hence avoids the noise or rattle of the usual construction. The toes of the treadles bear each upon one end of the lever E, so that pressing down one treadle raises the toe of the other, and vice versa, a connection being made from the lever or treadles to the crank of the machine to impart the reciprocating motion of the treadles to cause the revolution of the driving-wheel.

This arrangement at the heel is inexpensive, as it requires no fitting, as in the case of metal bearings, and, possessing a certain amount of elasticity, makes the working of the treadles easier to the operator.

I claim as my invention—

The flexible piece *a* as a connection between the heel of the treadle and its support, connecting the two, substantially as and for the purpose specified.

ASA WILMOT.

Witnesses:

A. J. TIBBITS,
J. H. SHUMWAY.