

J. H. SANFORD.

Improvement in Welt-Trimmers.

No. 128,756.

Patented July 9, 1872.

Fig 1

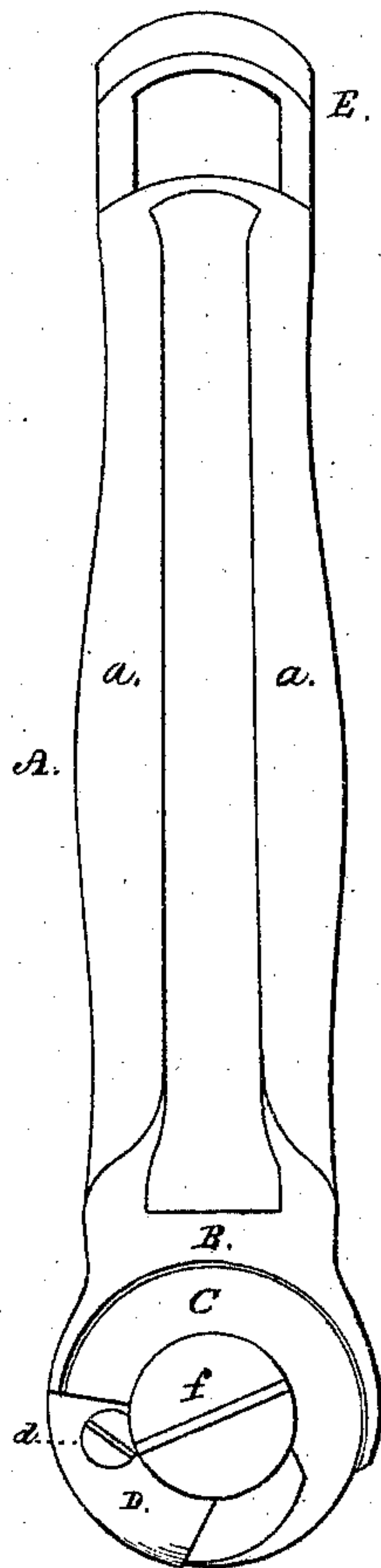


Fig 2

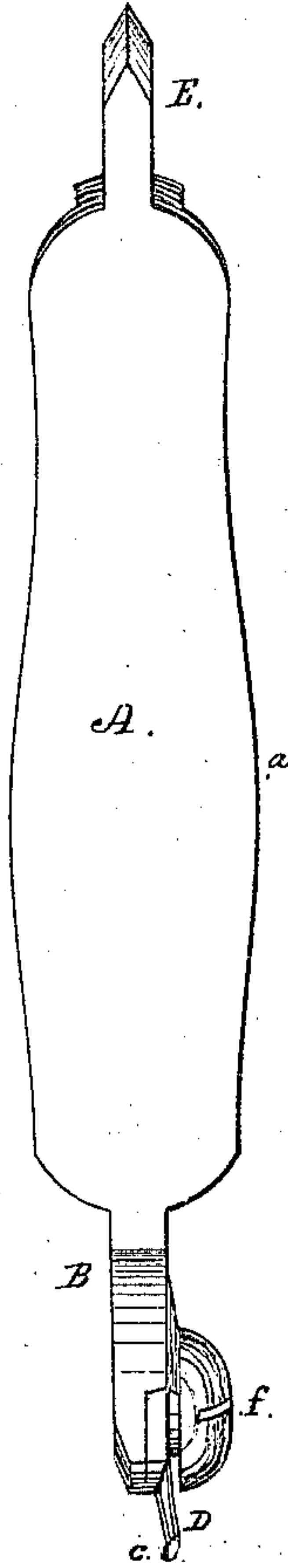
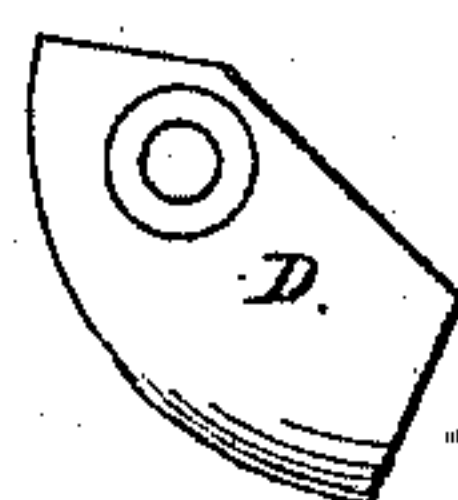


Fig 3



Witnesses.

Geo Gray.

J. L. Hale

Joseph H. Sanford.

by his attorney.

J. P. Hale

UNITED STATES PATENT OFFICE.

JOSEPH H. SANFORD, OF NORTH BRIDGEWATER, MASSACHUSETTS, ASSIGN-
OR TO HIMSELF AND CHARLES F. SYLVESTER, OF SAME PLACE.

IMPROVEMENT IN WELT-TRIMMERS.

Specification forming part of Letters Patent No. 128,756, dated July 9, 1872.

To all whom it may concern:

Be it known that I, JOSEPH H. SANFORD, of North Bridgewater, in the county of Plymouth and State of Massachusetts, have invented certain new and useful Improvements in Welt-Trimmers, of which the following is a specification:

My invention has reference to that class of tools used by shoemakers in reducing the edges of boots and shoes to a uniform thickness by a removal of a portion of the welt, or part of the sole next adjacent to the upper.

Heretofore all welt-trimmers, as far as my knowledge has extended, have had their lipped guards constructed as an integral part of the stock. This was objectionable, for, should the lip become worn or injured, the guard and stock became worthless and involved its replacement by a new implement.

My improvement completely obviates this evil; and consists, first, in making the guard separate from the stock and so applying it thereto as to be readily detached therefrom when it becomes worn or unfit for use and another substituted in its place; and my invention further consists in casting or constructing the knife-stock, handle, and "welt-setter" of a single piece of metal.

To enable others skilled in the art to make and use my invention, I will proceed to describe the manner in which the same is or may be carried into effect by referring to the accompanying drawing, in which—

Figure 1 denotes a side elevation, and Fig. 2 an edge view, of a welt-trimmer, as constructed in accordance with my invention. Fig. 3 is a view of the guard as detached from the stock.

In the said drawing, A denotes the handle of the implement, the same being hollow and having two leaves, *a a*, which culminate at their upper ends in a head-block or stock, B. The lower extremity of the handle terminates in a U-shaped projection, E, whose lower end is formed with a bevel on its opposite sides, as seen in Fig. 2. The object of this beveled projection or device is to "set up" the welt, or

that part of the sole next to the upper, or crowd it away from the upper preparatory to the action of the welt-trimmer upon the same. All of the said parts—viz., the stock, handle, and welt-setter—are formed of a single piece of metal. C is a curved crescent-shaped knife or cutter, which is disposed within a suitable chamber formed in the face of the stock. This cutter turns upon a screw-pivot, by which it is secured in any desirable position upon the stock. D is the guard, which is of a segmental form and has a lip, *c*, projecting at a right angle from its curved edge, as seen in Fig. 2. This guard is formed in a separate piece from the stock B and is affixed thereto by means of a screw, *d*. The said guard is fixed stationary, while the cutter, as it becomes worn, is capable of being moved up and adjusted with respect to the guard, whose lip slightly overlaps it and thereby prevents the cutter from coming in contact with the vamp or upper while the implement is in use.

In using my improved implement the shoemaker grasps the tool in his hand and first applies the edge of the welt-setter between the edge of the welt or sole and the upper, and, running the same around the shoe, presses the welt away from the upper, and next, reversing the tool, applies the cutter to the edge and trims or pares off the welt in the ordinary manner.

Having described my invention, I claim—

1. As an improved article of manufacture, the hereinbefore-described implement, having its knife, stock, handle, and "welt-setter" cast or formed of a single piece of metal, as set forth.

2. A welt-trimmer composed of a detachable lipped guard, D, a detachable knife, C, stock B, and handle A, combined and arranged together in manner as specified.

JOSEPH H. SANFORD.

Witnesses:

H. JOHNSON,
W. H. SYLVESTER.