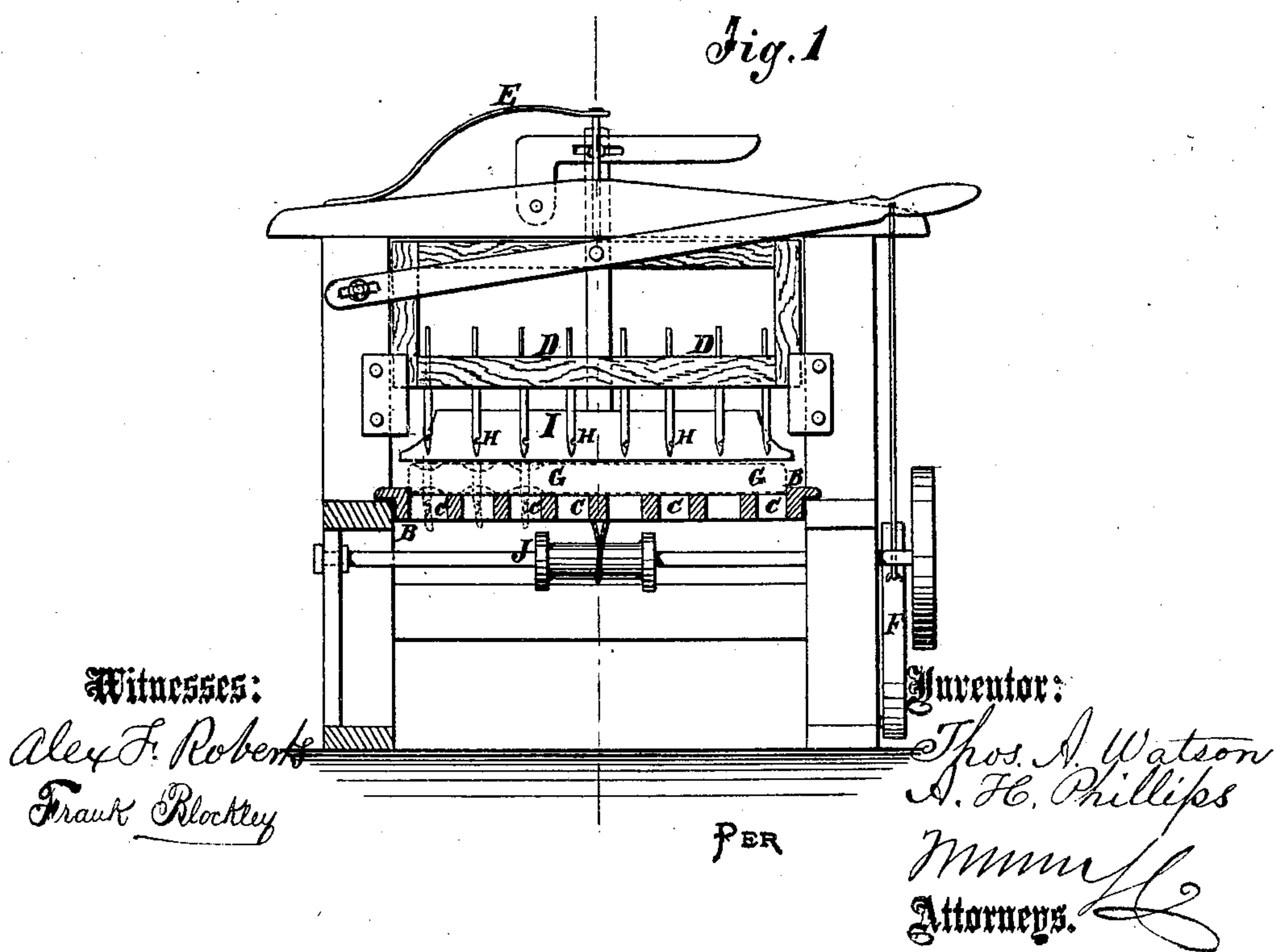
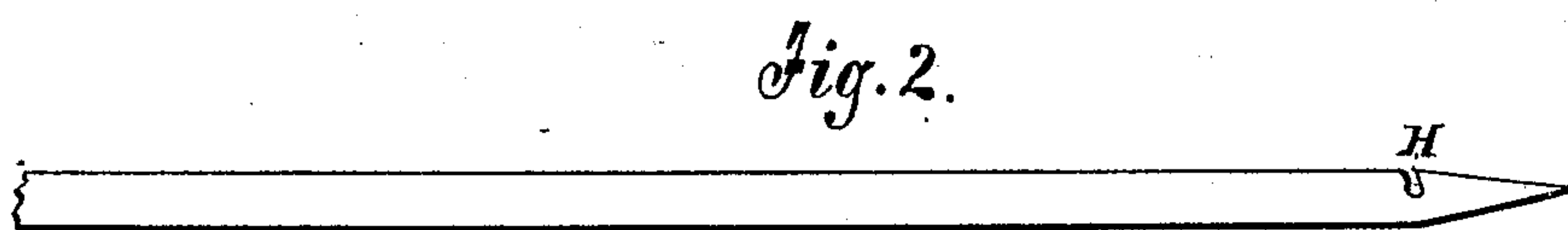
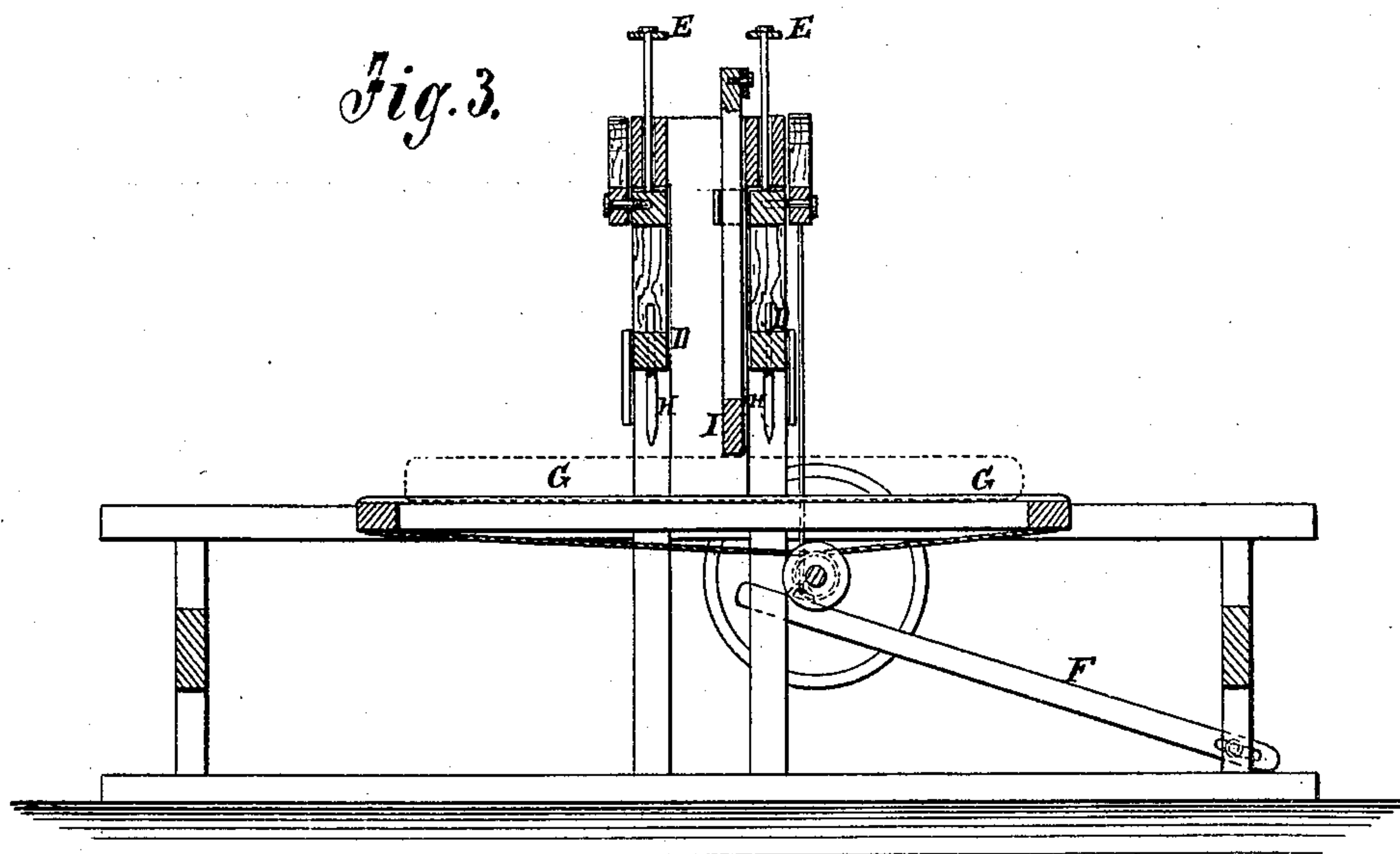


T. A. WATSON & A. H. PHILLIPS.
 Improvement in Mattress and Cushion Tackers.
 No. 128,571. Patented July 2, 1872.



UNITED STATES PATENT OFFICE.

THOMAS A. WATSON AND ALFRED H. PHILLIPS, OF BRENHAM, TEXAS.

IMPROVEMENT IN MATTRESS AND CUSHION TACKERS.

Specification forming part of Letters Patent No. 128,571, dated July 2, 1872.

Specification describing a new and Improved Mattress and Cushion Tacker, invented by THOMAS A. WATSON and ALFRED H. PHILLIPS, of Brenham, in the county of Washington and State of Texas.

Our invention consists of a horizontally-moving slotted table and one or more vertically-moving gates of tufting-needles, with eyes in the sides near the points, whereby the tufting or tacking of mattresses, cushions, and the like articles is effected by placing them on the table, forcing the needles down through, attaching the loops to the eyes of the needles, drawing said loops into the mattresses by the return movement of the needle, and securing them by tufts of cloth or other similar substance placed between the thread of the loops on both sides of the mattress or cushion, to prevent them from drawing through, and then detaching the loops from the needles, all as hereinafter described.

Figure 1 is a transverse section of my improved machine. Fig. 2 is a side view of a needle, showing the arrangement of the eye in one side, in such manner that when the thread is in it is so filled that the barb is prevented from catching the cloth in drawing back or out. Fig. 3 is a longitudinal section.

Similar letters of reference indicate corresponding parts.

A represents a frame, on which is a horizontally-reciprocating table, B, with as many long slots C as there are to be rows of tufting or tacking. D represents a gate of needles arranged above the table with points downward, so as to be moved up and down. In this example it is provided with a spring, E, at the top, to draw it up, and below is a foot-treadle, F, to force it down, and the table is moved

along by hand; but it may be operated in any approved way—say, by a roller, J. G represents the mattress as it appears after filling, and when ready for tacking or tufting, laid on the aforesaid table under the needles. I is a presser to prevent the lifting of the mattress by the needles. These needles have an eye, H, in the side just above the point, which is sunk in the side just deep enough to be so filled by the thread that when drawing out of the cloth the latter cannot be forced in so as to be caught by the barb, and said eye is so formed that when going down into the cloth no barb is presented to it.

When the needles are forced down through the mattresses the loops K are hung on the needles in the eyes, to be drawn up through by the return movement; and a tuft of cloth, yarn, or other substance, is placed in the lower end of each to prevent it from being drawn through. Then the loops are disconnected from the needles above, and a tuft placed in the upper ends in like manner. The mattress being pressed down around the loop first, and then being let go, the filling will expand and tighten up against the tuft so as to retain it.

Having thus described our invention, we claim and desire to secure by Letters Patent—

A mattress or cushion tufting or tacking machine, comprising a movable slotted table and a movable gate of needles, combined and operating substantially in the manner described.

THOMAS A. WATSON.
ALFRED H. PHILLIPS.

Witnesses:

C. B. ELDRIDGE,
W. H. THACKER.