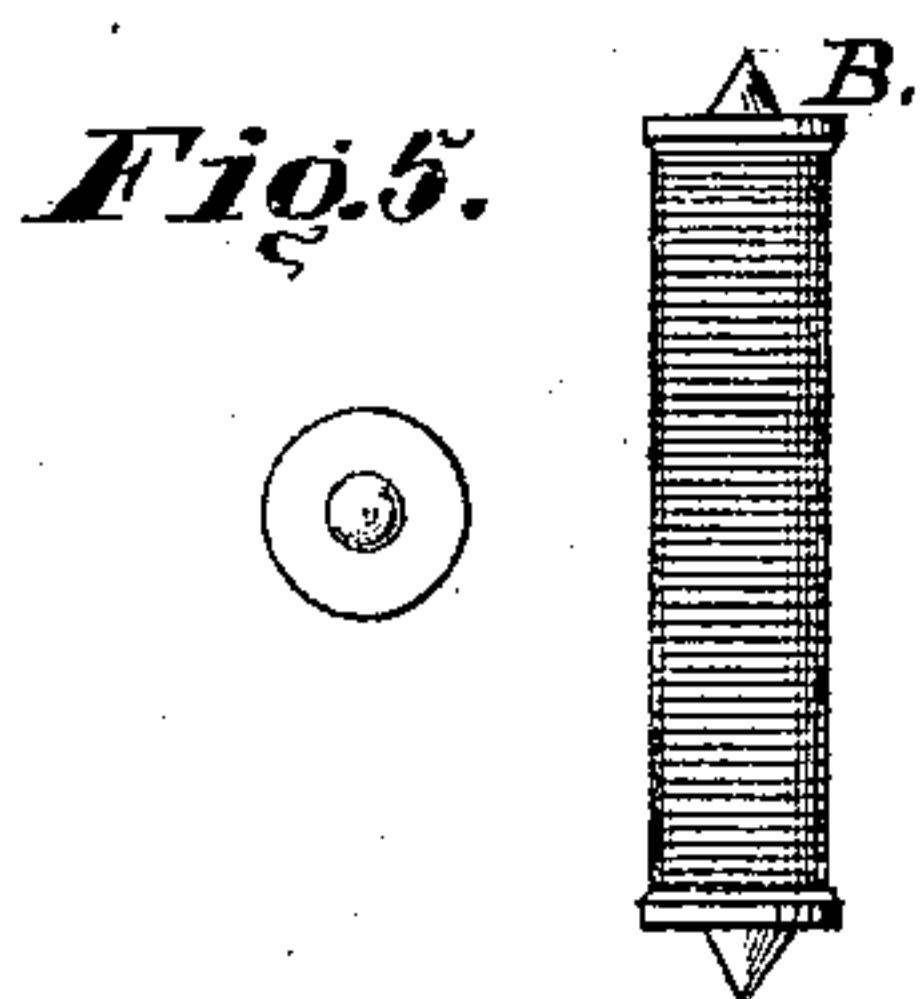

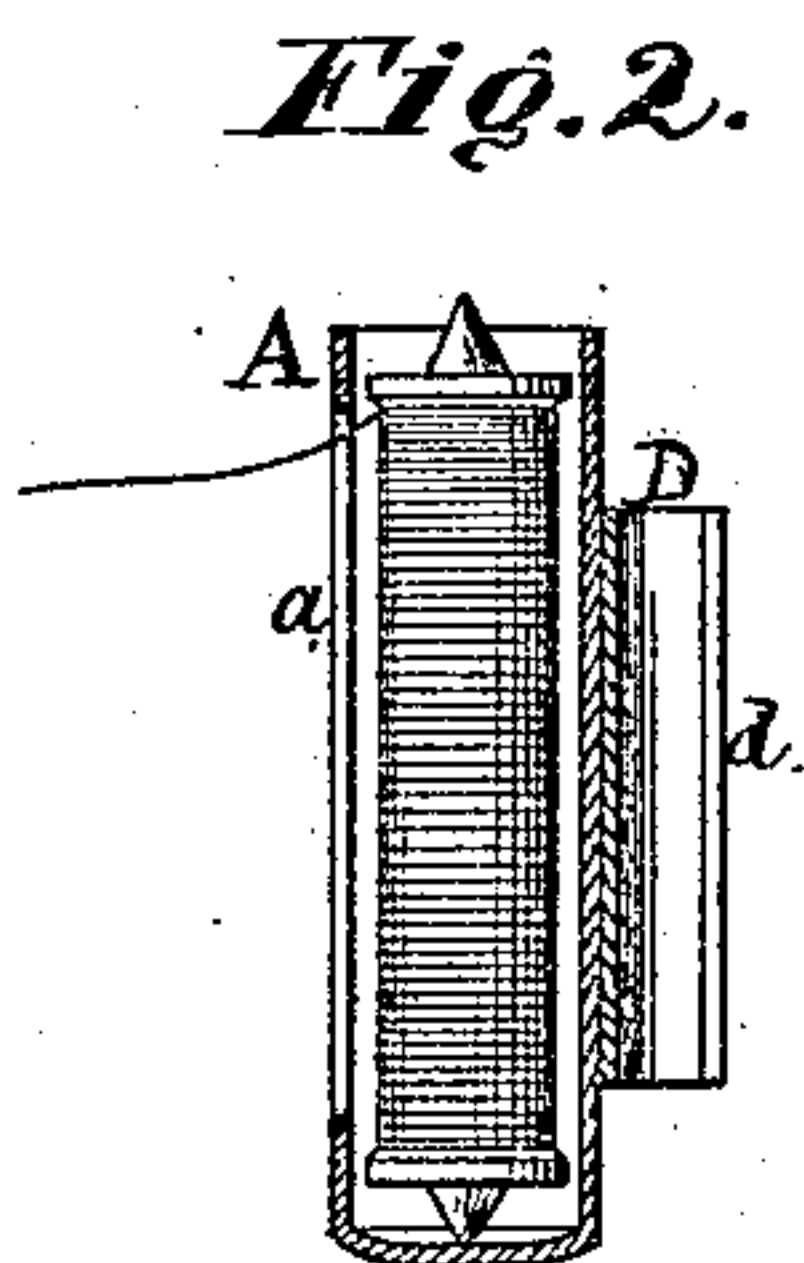
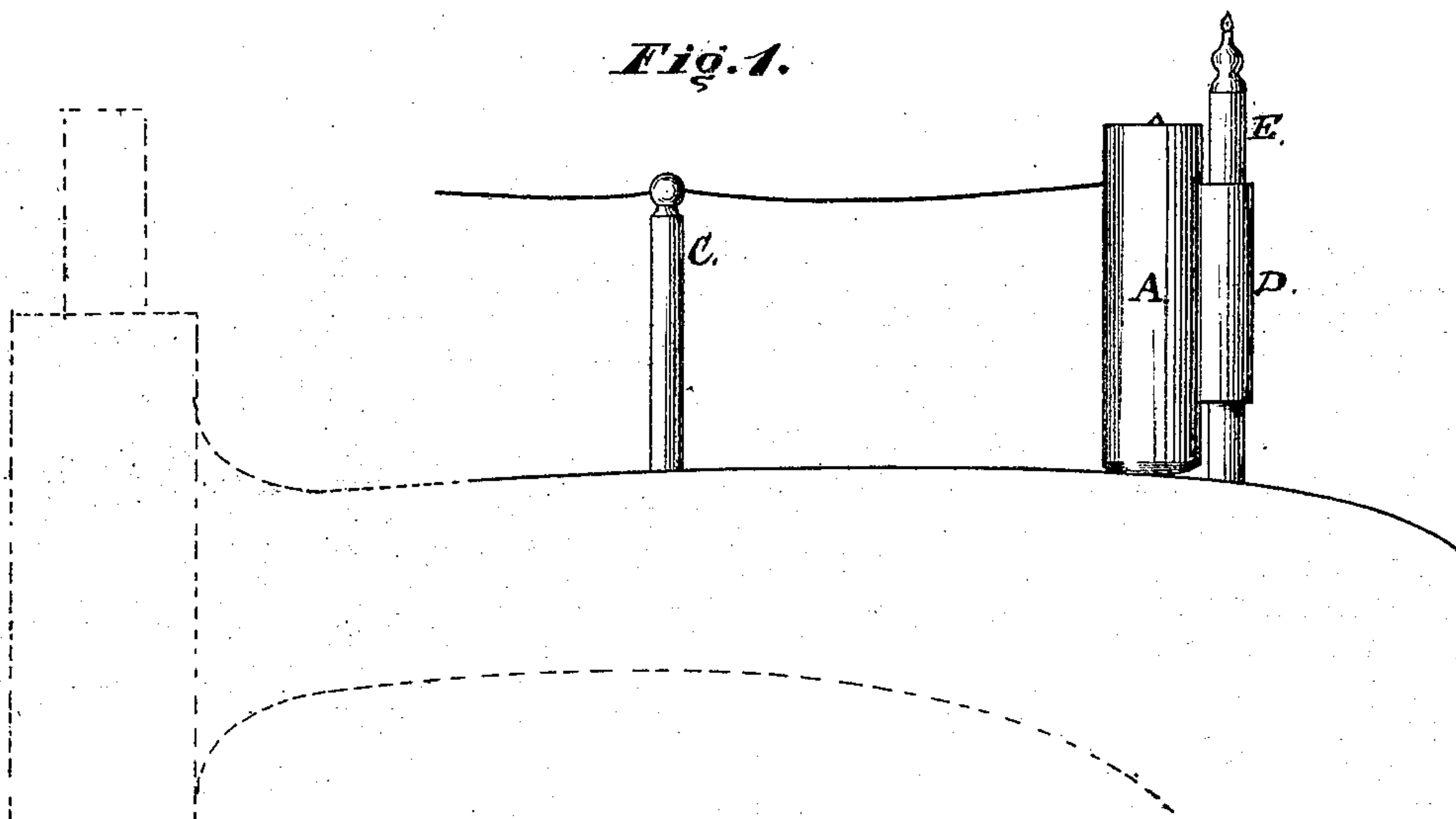


T. MERRICK.

Improvement in Spool-Case for Sewing-Machine.

No. 127,982.

Patented June 18, 1872.



Witnesses.  
W. L. Perrine,  
Wilmer Bradford

Inventor  
Timothy Merrick  
by John J. Halsted  
his Attorney

# UNITED STATES PATENT OFFICE.

TIMOTHY MERRICK, OF HOLYOKE, MASSACHUSETTS.

## IMPROVEMENT IN SPOOL-CASES FOR SEWING-MACHINES.

Specification forming part of Letters Patent No. 127,982, dated June 18, 1872.

### SPECIFICATION.

*To all whom it may concern:*

Be it known that I, TIMOTHY MERRICK, of Holyoke, in the county of Hampden and State of Massachusetts, have invented a Stationary Spool-Case for holding solid bobbins wound with thread for supplying the needle in Sewing-Machines; and I do hereby declare that the following, taken in connection with the drawing which accompanies and forms part of this specification, is a description of my invention sufficient to enable those skilled in the art to practice it.

My invention has especial reference to the utilization in sewing-machines for the supply of its upper or needle thread of machine-wound solid bobbins, and which, having no central bore or tube, are not adapted to be placed upon a vertical post or support, as is the present practice.

In the patent No. 105,778, granted July 26, 1870, to D. M. Church, is shown and described a solid-barreled wooden bobbin, machine-wound, all ready to be introduced into a sewing-machine shuttle.

The advantages have been so great in the sewing-machine trade, in furnishing, as an article purchasable in the market, these cheap, light, accurately and truly wound bobbins, that they are destined, it is believed, entirely to supersede the tedious, time-wasting, and defective winding at the hands of each operator. Some of these advantages have been found to be as follows: The bobbin will receive and hold a very much larger quantity than when wound in the usual way, while all the labor is saved to the sewing-machine operator; it will deliver more uniformly and requires replacing less frequently; the wood-bobbin never injures the shuttle in its numberless rapid reciprocations; the shuttle is rendered lighter, an empty metal bobbin being heavier than the united weight of a filled and an empty wooden one of the same capacity and size; and the cost of the wood-bobbin is next to nothing. Without citing other resultant advantages, it will now be seen why these ready-wound wooden bobbins

are winning their way to public favor, and the large sewing-machine manufacturers are adopting them in place of using the metal bobbins to be filled from time to time by the operator of the machine, and which require a winding apparatus upon every shuttle-machine.

Out of this state of facts has grown the present invention. It has been found that many of the large spools of commerce contain no more silk thread than one of these machine-wound bobbins; hence the quantity is sufficient as well for the upper as for the lower thread. In the purchase of the wound bobbins it is, therefore, very desirable to have them adapted both for the upper and lower thread, instead of, as now, compelling a purchaser, after getting a supply for his shuttle, to make a purchase of a different article or to go to a different part of the city to purchase the ordinary spool. The operator, also, may often be compelled to quit work with a plentiful supply of wound bobbins on hand, simply because she has used up her thread from the large spools.

My invention provides the means for instantly applying to the post or spindle provided on existing machines for a common spool an appliance by which the shuttle-bobbins can be used to supply the needle, and without a moment's loss of time. It consists in a case, A, closed at its bottom and open at its top, and into which the wooden bobbin B, already wound, is dropped, and in which it stands on end, supported only by the case, the thread or silk passing out through a vertical slit, *a*, in the case at its front, and thence through an ordinary guide-post, C, toward the needle. At the side of the case opposite the slit *a* is securely affixed a tube, D, which, being cut through or slitted from end to end, as seen at *d*, forms a clasp, by which the device may be applied and held to the ordinary spool-post E.

This completes the apparatus, which may be made of any appropriate metal or material.

If desired, the tube D need not be cut



through, or any equivalent clasping device which will hold the case to the post will answer the purpose sought.

I claim—

The slotted case A, open at top and closed at bottom, and provided with a tube, D, or equivalent holding device adapted for secur-

ing the case to the spool-post of a sewing-machine, all as and for the purpose shown and described.

TIMOTHY MERRICK.

Witnesses:

C. W. RIDER,  
E. A. STILL.