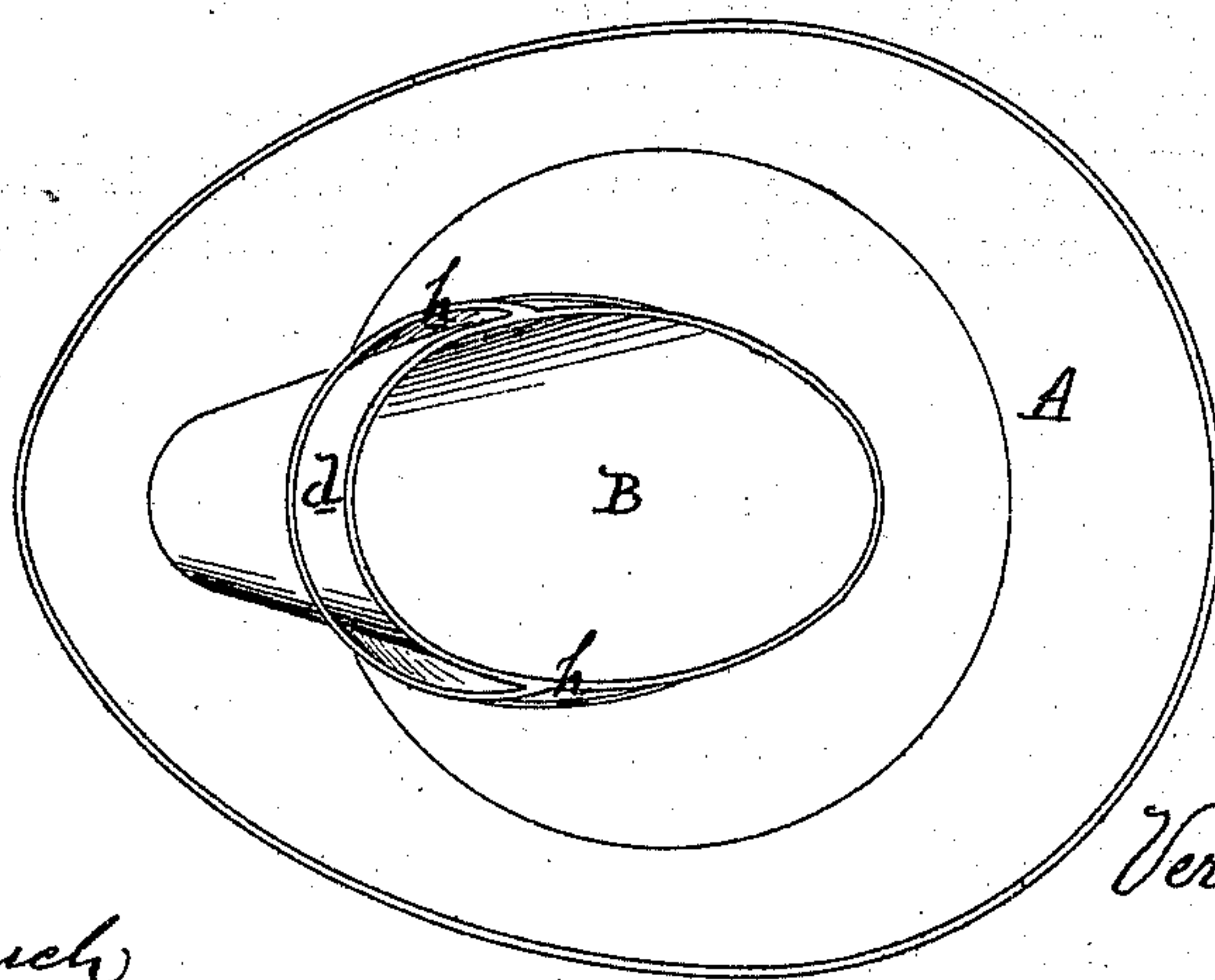
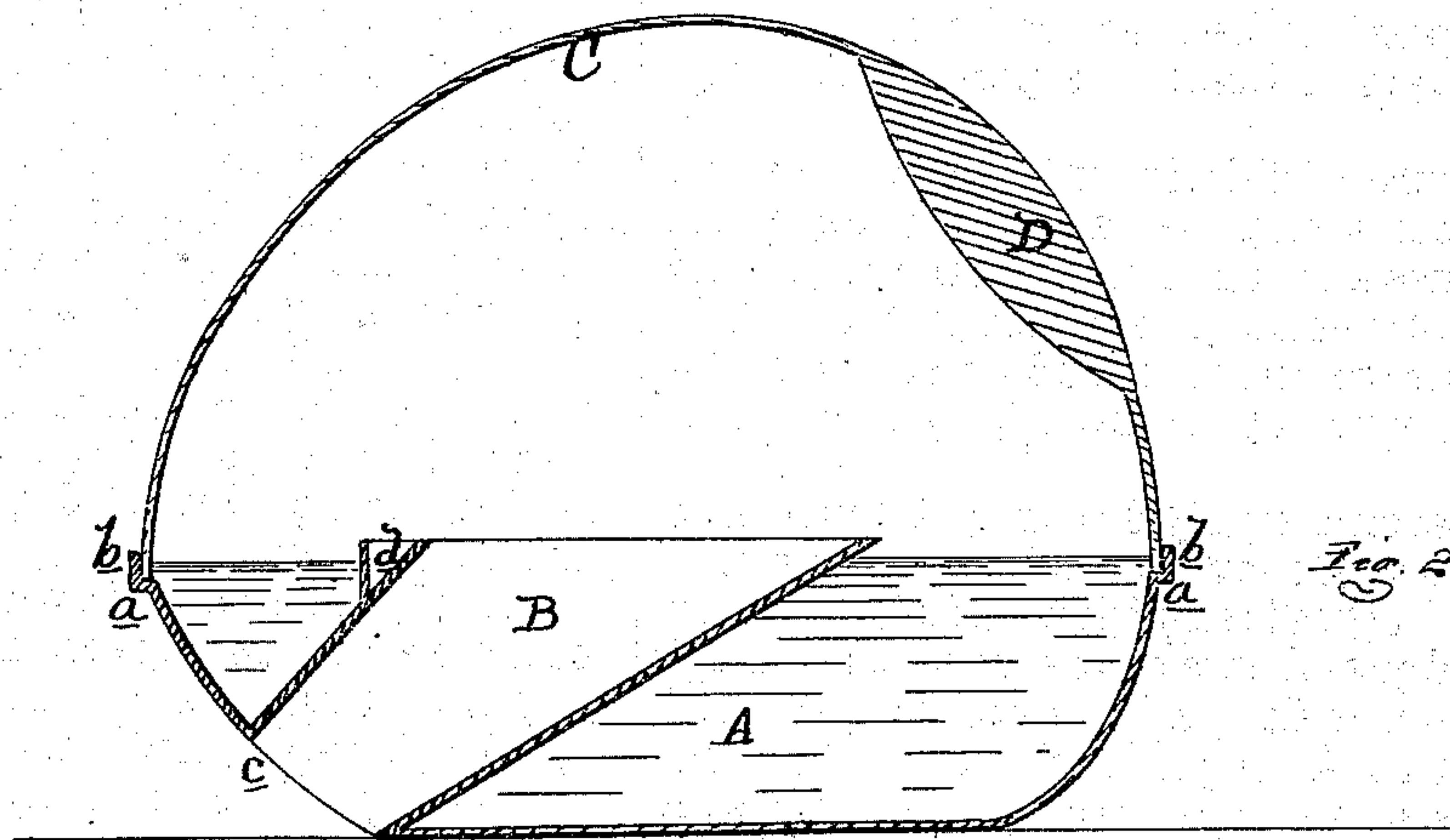
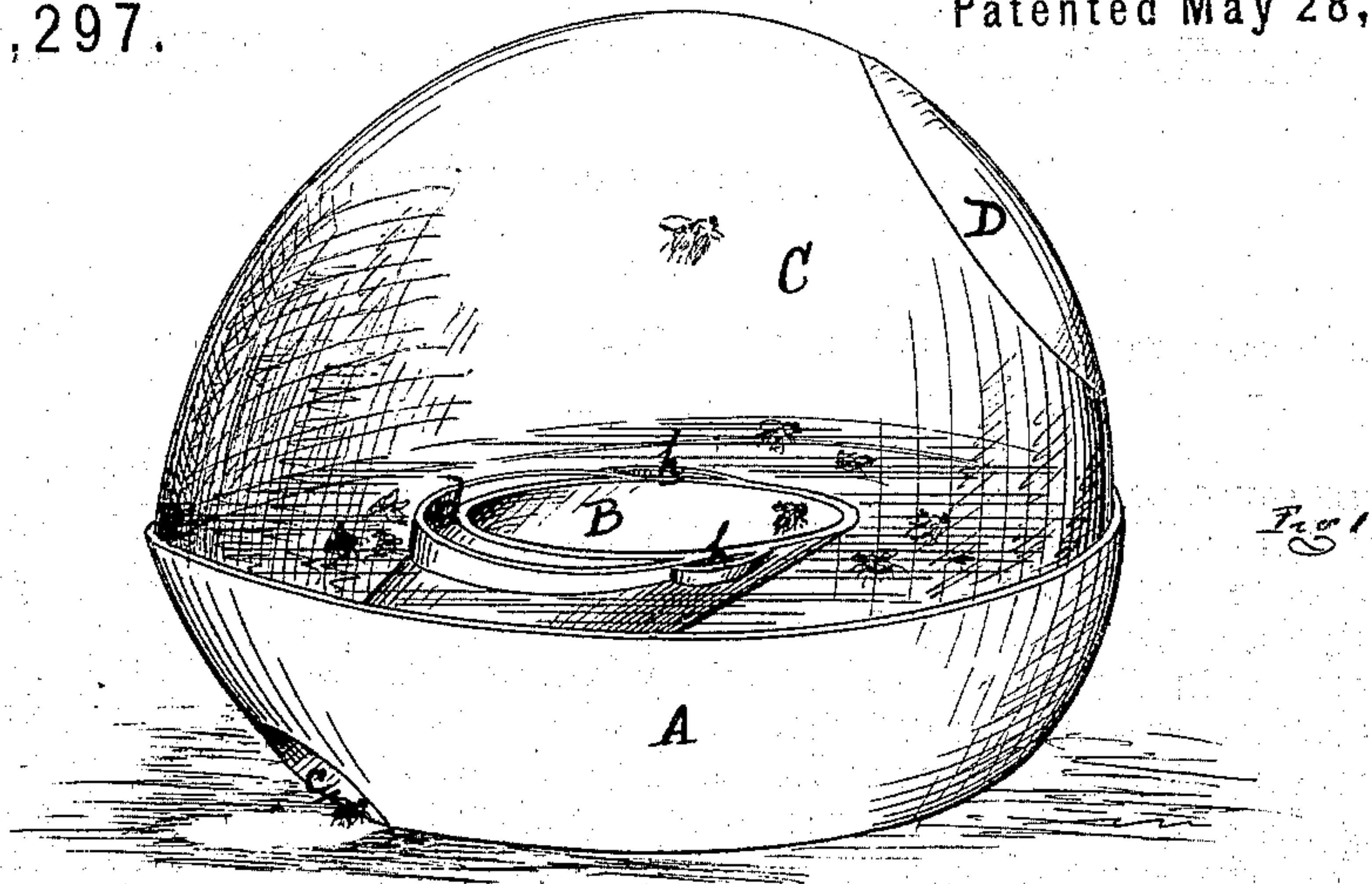


V. D. BEACH.  
Improvement in Fly-Traps.

No. 127,297.

Patented May 28, 1872.



ATTEST:

H. F. Everts  
Myrow H Church

INVENTOR:

V. D. Beach  
per Attorney  
M. S. Sprague

# UNITED STATES PATENT OFFICE.

VERTOT D. BEACH, OF BATTLE CREEK, MICHIGAN.

## IMPROVEMENT IN FLY-TRAPS.

Specification forming part of Letters Patent No. 127,297, dated May 28, 1872; antedated May 13, 1872.

*To whom it may concern:*

Be it known that I, VERTOT D. BEACH, of Battle Creek, in the county of Calhoun and State of Michigan, have invented a new and useful Improvement in Fly-Traps; and I do declare that the following is a true and accurate description thereof, reference being had to the accompanying drawing and to the letters of reference marked thereon and being a part of this specification, in which—

Figure 1 is a perspective view of my trap. Fig. 2 is a vertical longitudinal section. Fig. 3 is a top plan of the metallic base.

Like letters indicate like parts in each figure.

The nature of this invention relates to an improved construction of a device designed for catching flies and retaining the same until they may be destroyed. The invention consists in the peculiar construction and arrangement of its several parts, all as more fully hereinafter described.

In the accompanying drawing, A represents a tin dish, (or it may be made of any desired sheet metal,) provided with an offset, *a*, around its upper edge and outside the offset, with an upward-projecting flange, *b*. A conically-shaped tube, B, is so arranged that its smaller end terminates at a small opening, *c*, at one side and near the bottom of the dish, and thence projecting upward and inwardly its larger end terminates near the center of the dish, and on a plane, or nearly so, with the top of the flange *b*. A bait-pocket, *d*, for holding molasses or something of the kind, is secured near the top

of the tube B, so that its top will be upon the same plane. There are also smaller pockets *h*, of sufficient dimensions to hold a small quantity of any aromatic flavor, but so arranged that flies cannot have access to their contents. C is a glass cap, its lower edge resting on the offset *a* and inside the flange *b*. At a point directly opposite, and in line with the tube B, this cap is provided with a lens, D, so arranged that it will concentrate a strong light through the tube upon the table, as shown at *k*.

The device being constructed substantially as above described, the dish is filled with soap-suds to a point just above the offset, when the glass cap is put in place, its lower edge resting upon the offset and in the suds, thereby making an air-tight joint, so that any aroma from the perfume or bait cannot escape except through the tube, which affords an avenue for the ingress of the flies. The trap, when set for use, should be placed so as to have the light fall upon the lens, the opposite side of the trap being presented toward the darker part of the room.

What I claim as my invention, and desire to secure by Letters Patent, is—

In a fly-trap, the combination of the dish A, tube B, cap C, and lens D, all constructed and arranged substantially as described and shown.

VERTOT D. BEACH.

Witnesses:

THOS. S. SPRAGUE,  
MYRON H. CHURCH.