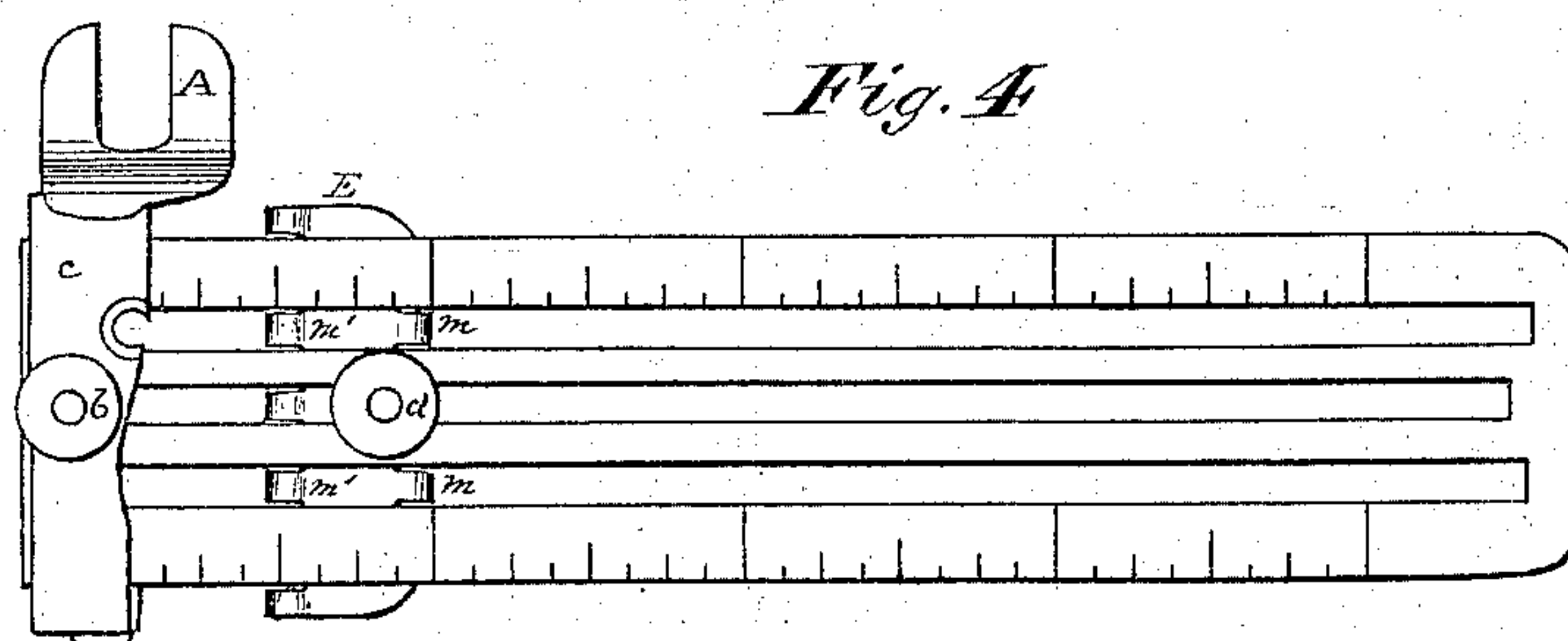
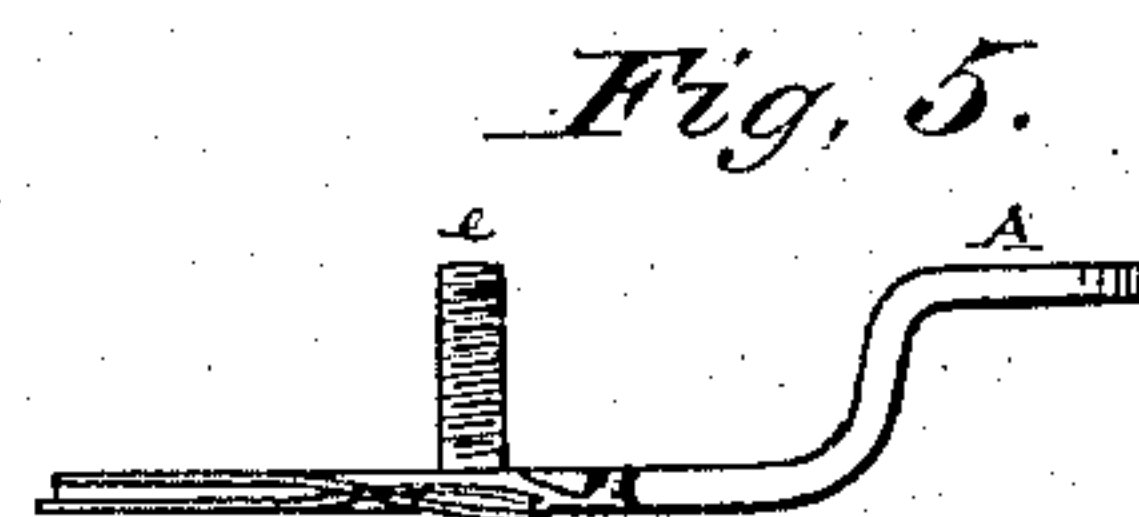
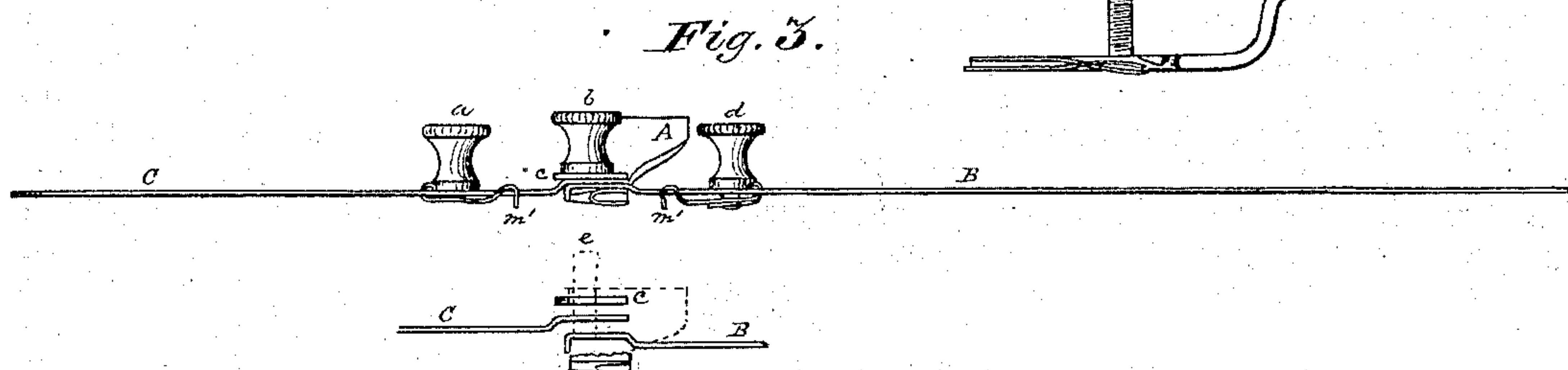
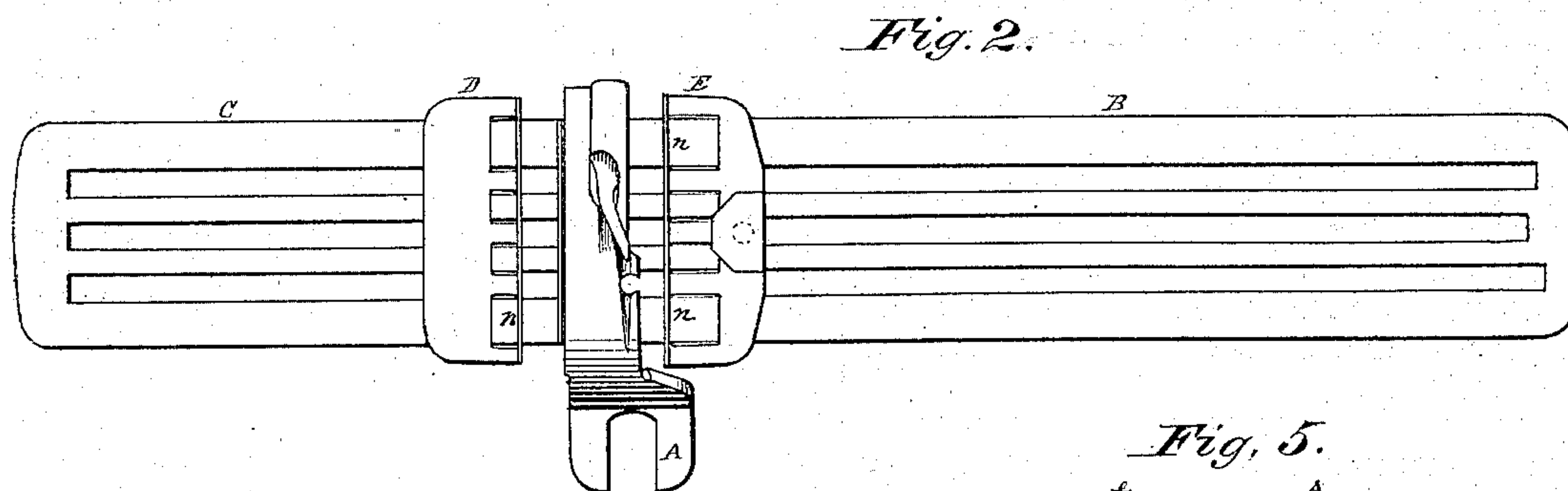
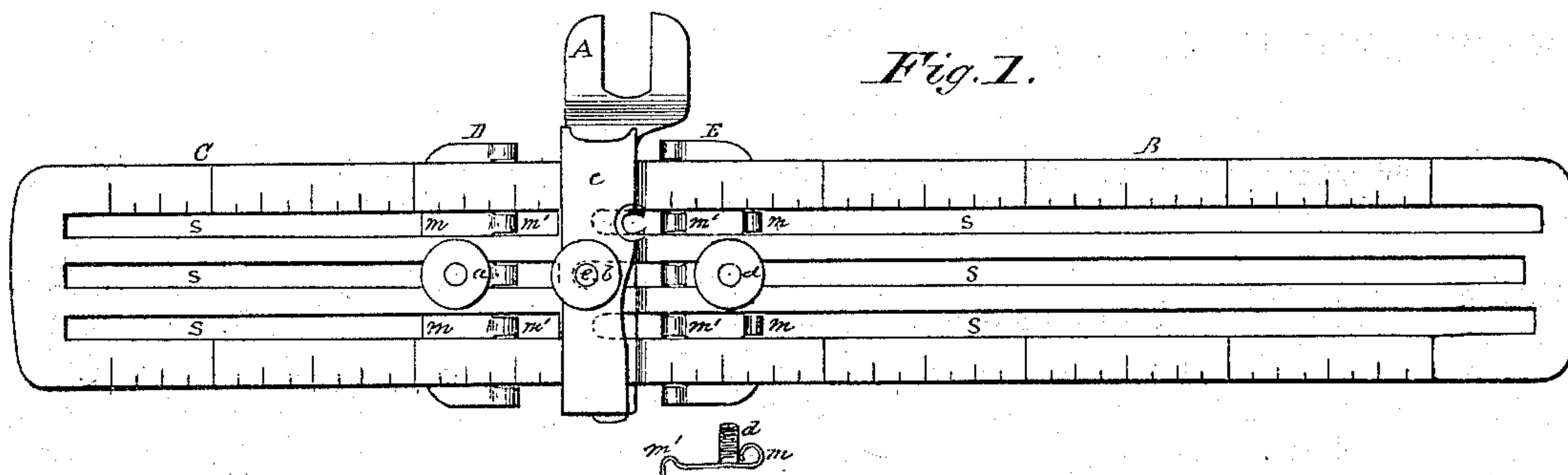


W. N. MARTIN.
Hemmer and Tucker.

No. 127,080.

Patented May 21, 1872.



Witnesses:
Richard D. Wright
J. O. Connolly

Inventor:
Wm. N. Martin.
by his Attorneys—
A. H. & R. K. Evans.

UNITED STATES PATENT OFFICE.

WILLIAM NELSON MARTIN, OF BOSTON, MASSACHUSETTS.

IMPROVEMENT IN HEMMERS AND TUCKERS FOR SEWING-MACHINES.

Specification forming part of Letters Patent No. 127,080, dated May 21, 1872.

To all whom it may concern:

Be it known that I, WILLIAM NELSON MARTIN, of Boston, in the Commonwealth of Massachusetts, have invented an Improvement in Hemmers and Tuckers for Sewing-Machine, of which the following is a clear, full, and exact description, reference being had to the accompanying drawing as a part of this specification, in which—

Figure 1 is a top view of my improvement in a position ready for use. Fig. 2 is a view of same on the under side, showing the position of the hemmer-fingers. Fig. 3 is a side view of improvement in position. Fig. 4 is the hemmer-plate with the tucker detached. Fig. 5 is a sectional view of the presser with the hemmer-fingers combined.

The object of my invention is to secure an adjustable hemmer and tucker, which may be used in combination or separately, as desired; and in which the folding-fingers of the hemmer are always adjusted to their proper position by being set in the presser-foot, and at the same time the whole is so constructed as to make a hem or tuck of any desired width. My hemmer also will be found to answer a good purpose for felling, as the slotted plates are held in position independent of the bed-plate.

To enable others skilled in the art to make and use my invention, I will proceed to describe the exact manner in which I have carried it out.

The slotted plates B C have moving on them the adjustable sliding gauges D E, as shown in Fig. 1, which are secured in position on the same by means of the thumb-screws *a d*. The slotted plate B is also attached to the presser-foot A, in such a manner as to fit the different sewing-machines, as shown in Figs. 2 and 5, the presser-foot combining in its construction the ordinary hemmer-fingers. The gauges D and E are constructed as shown in Figs. 1 and 3, with inverted U-shaped arms *m'* playing through the *s*, and with sufficient spring to keep the gauge-bar *n* close upon the bed-plate when the flexible slotted plates B and C are raised by the presser-foot, and thus prevent the cloth from slipping under the gauge-bar.

When hemming alone is to be done the slotted plate C may be detached from the plate B.

If a very narrow hem be desired, the slide-gauge E is brought close up to the presser-foot, and there secured by the thumb-screw *d*. In this position the edge of the hemmer touches the gauge, while there remains space enough below the lower edge of the hemmer and the gauge for the cloth to pass freely through. This gauge E is moved to the right a distance to correspond with the desired width of the hem or tuck.

When tucking is required the process is very simple. The slotted plates B and C are attached as shown in Fig. 1 and 3. The gauge E is moved to the right on the slotted plate B far enough from the needle to make the tuck the required width, and there it is secured by the thumb-screw *d*. Suppose the first tuck to have been made one-quarter of an inch in width, and it is desired to have the other tucks the same width with the space between the tucks equal to the width of the tucks: move the gauge D on the plate C, just three-quarters of an inch from the needle, and fold the cloth so that the edge of the new fold comes up to the gauge E, while the edge of the last tuck, laid toward the left, will touch the gauge D. In this position the cloth is held so that the space between the two gauges will be smoothly and snugly filled with it, as it passes through the machine. To make the first tuck the gauge D may run close to the outer edge of the hem, or follow the stitching along the inner edge of the hem.

Having thus described my invention, what I claim as new, and desire to secure by Letters Patent, is—

1. The combination, with the presser-foot hemmer, of the slotted plate B and the adjustable spring-gauge E, constructed so that as the presser-foot rises the gauge will remain close to the bed-plate, all being constructed and arranged substantially as and for the purpose set forth.

2. The slotted plates B and C with the sliding-gauges D and E, in combination with the hemmer presser-foot A, all constructed and arranged substantially as and for the purpose above set forth.

WILLIAM NELSON MARTIN.

Witnesses:

RICHARD COVINGTON,
CHAS. H. FOWLER.