

GEORGE W. BISHOP.

Improvement in Curtain-Cord Clamps.

No. 127,016.

Patented May 21, 1872.

Fig. 1.

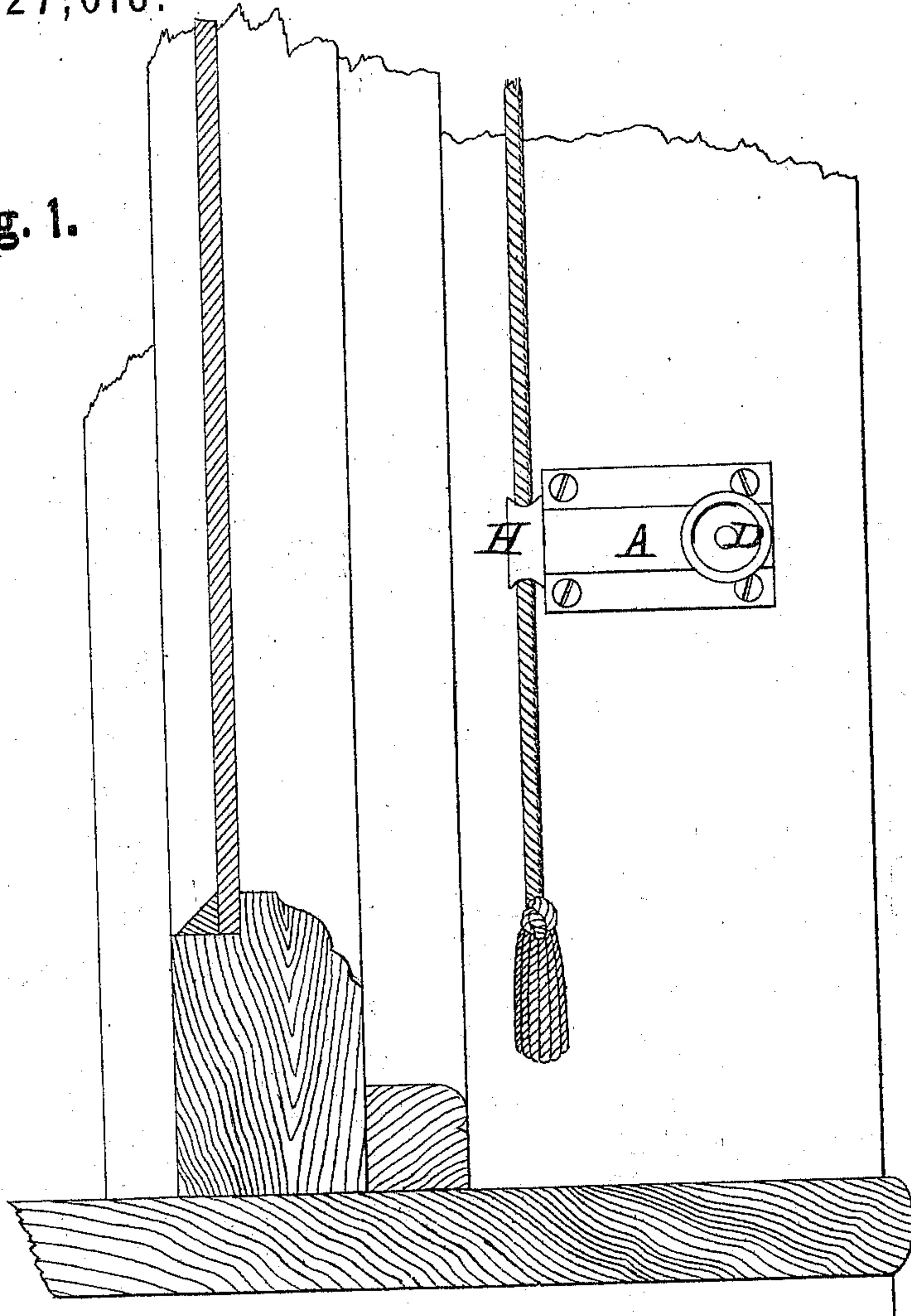
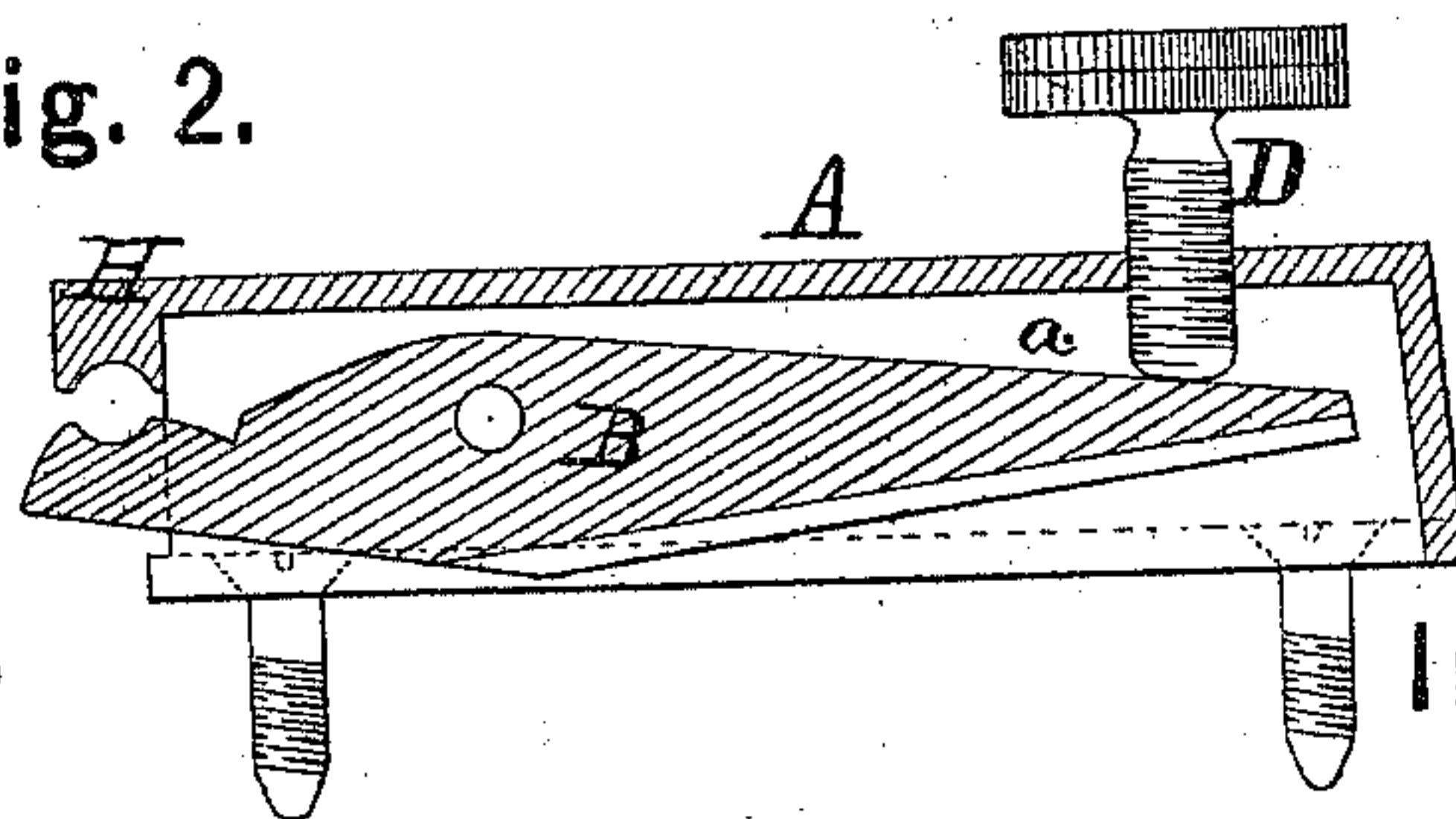


Fig. 2.



WITNESSES.

*J. E. Upham,*  
*Phil. C. Mori.*

INVENTOR.

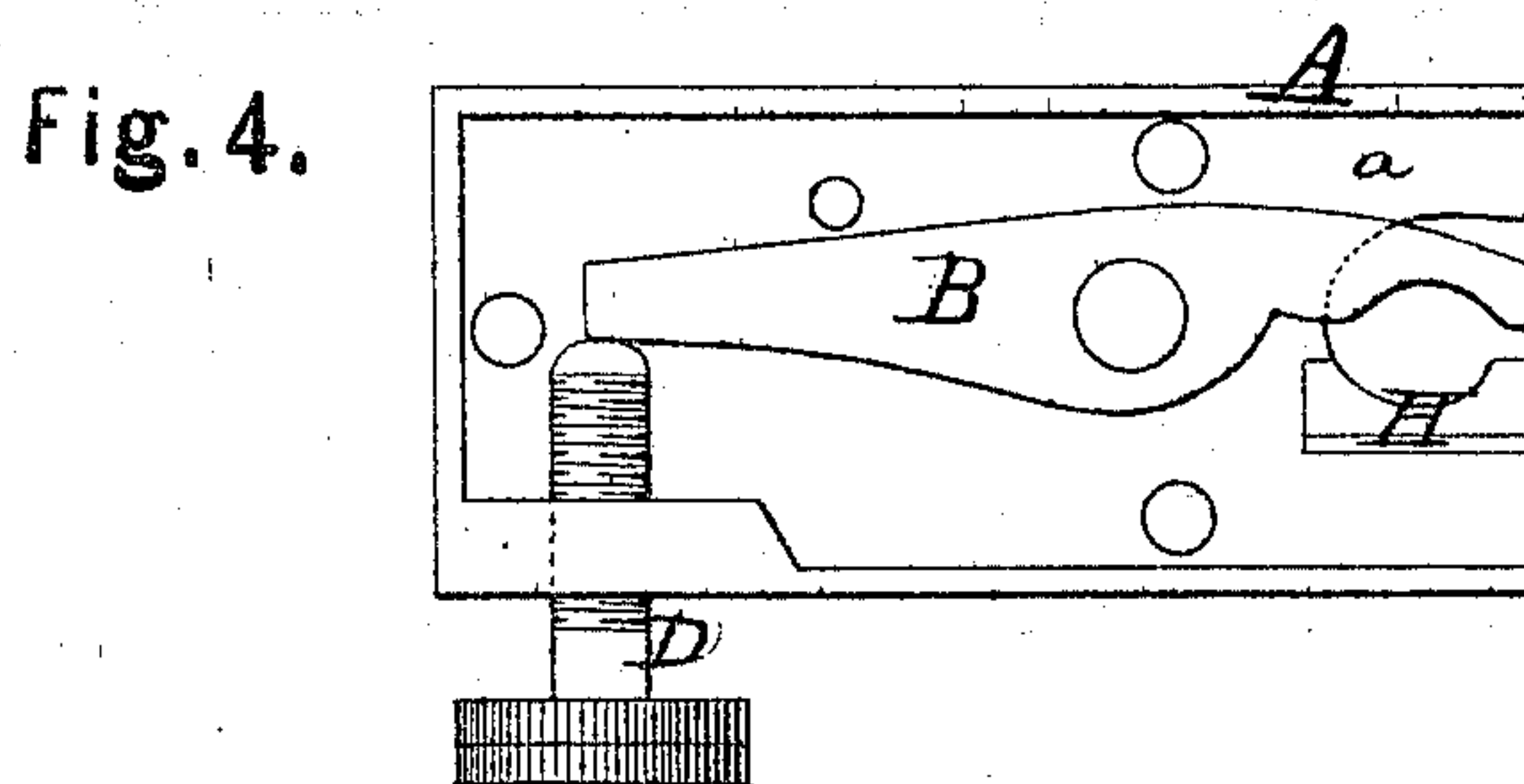
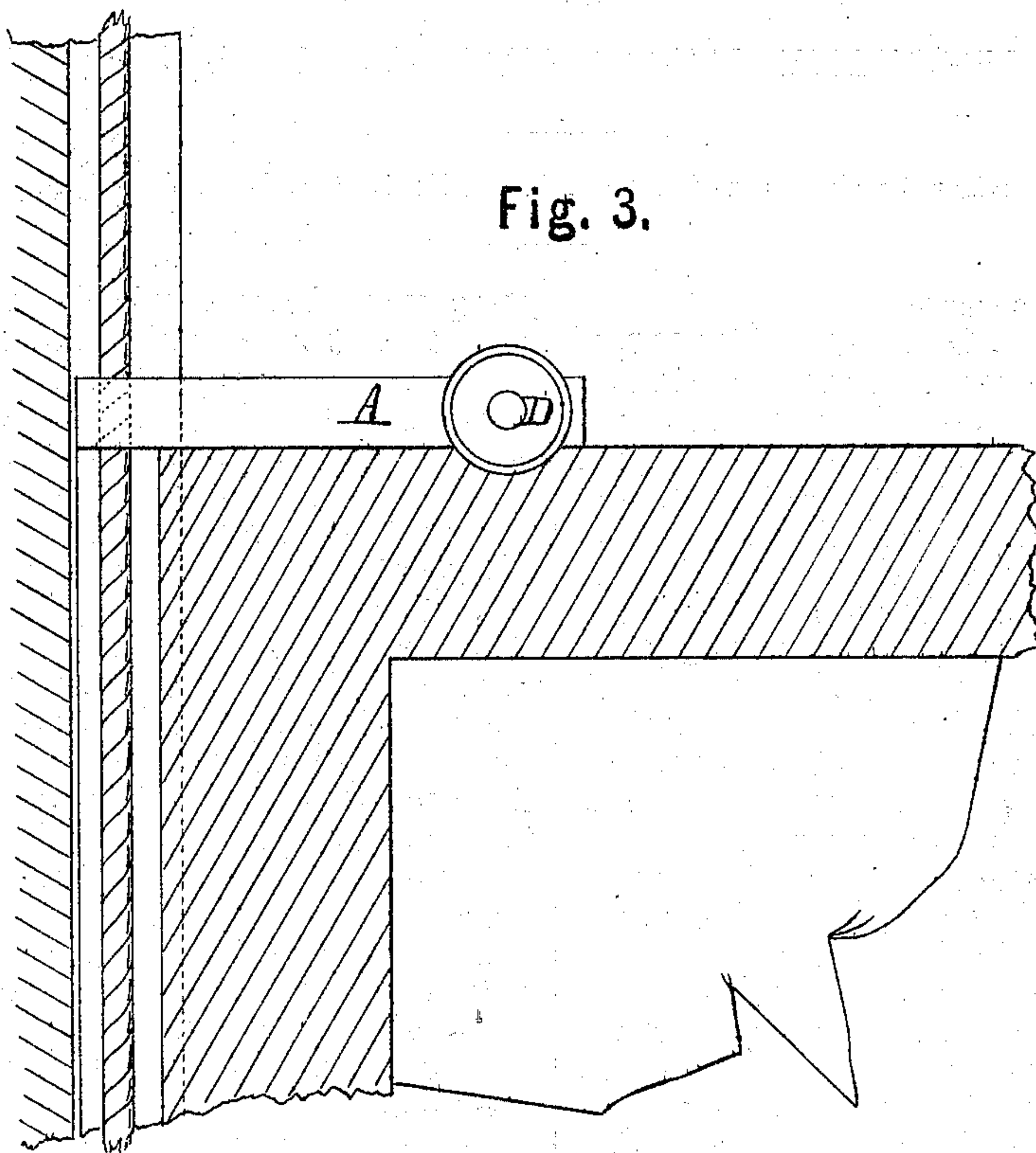
*Geo. W. Bishop,*  
*Chipman & Hasse & Co.*  
*attys*

GEORGE W. BISHOP.

Improvement in Curtain-Cord Clamps.

No. 127,016.

Patented May 21, 1872.



WITNESSES.

*G. E. Upham,*  
*Phil. C. Chas.*

INVENTOR.

*Geo. W. Bishop*  
*Chipman Hemen & Co*  
*attys*



# UNITED STATES PATENT OFFICE.

GEORGE W. BISHOP, OF SARATOGA, NEW YORK.

## IMPROVEMENT IN CURTAIN-CORD CLAMPS.

Specification forming part of Letters Patent No. 127,016, dated May 21, 1872.

*To all whom it may concern:*

Be it known that I, GEORGE W. BISHOP, of Saratoga, in the county of Saratoga and State of New York, have invented a new and valuable Improvement in Window-Cord Clamps; and I do hereby declare that the following is a full, clear, and exact description of the construction and operation of the same, reference being had to the annexed drawing making a part of this specification, and to the letters and figures of reference marked thereon.

Figure 1 of the drawing is a representation of my invention attached to window-jamb; Fig. 2 is a sectional view of my invention; and Figs. 3 and 4 are modifications of the same.

My invention has relation to means for raising or lowering window-curtains and Venetian-blinds; and consists in the novel construction and arrangement of the pivoted lever, grooved drum set-screw, and case, as hereinafter described, by means of which the window-blind or curtain being raised or lowered may be secured and held in the desired position at will.

A of the drawing represents a metallic case having a longitudinal recess, *a*, and screw-holes for attachment to the window-casing, as shown on Fig. 1 of the drawing. B represents a lever pivoted in the recess *a*, and D is a set-screw passing through the case A, and oper-

ating upon the rear end of said lever. H represents a grooved drum, attached to the end of case A, as shown. The lifting-cord of the blind or curtain is passed between this drum and the head of the lever B, and is secured in the desired position by turning the set-screw up or down, as the case may require.

I sometimes dispense with the grooved drum and substitute therefor a grooved jamb upon the case, as shown in Fig. 2; and I adjust the apparatus at will, either upon the window-casing or the meeting-rail of the lower window-sash. When arranged upon the meeting-rail the case is constructed with screw-holes through its upper wall, as shown on Fig. 4.

What I claim as my invention, and desire to secure by Letters Patent, is--

The cord-fastening apparatus described, consisting of case A, lever B, set-screw D, and drum H, or its equivalent, constructed and arranged substantially as and for the purpose specified.

In testimony that I claim the above I have hereunto subscribed my name in the presence of two witnesses.

GEORGE W. BISHOP.

Witnesses:

D. D. KANE,  
GEORGE E. UPHAM.