

L. U. BEAN & H. A. STEVENSON.

Improvement in Paint-Cans.

No. 126,775.

Patented May 14, 1872.

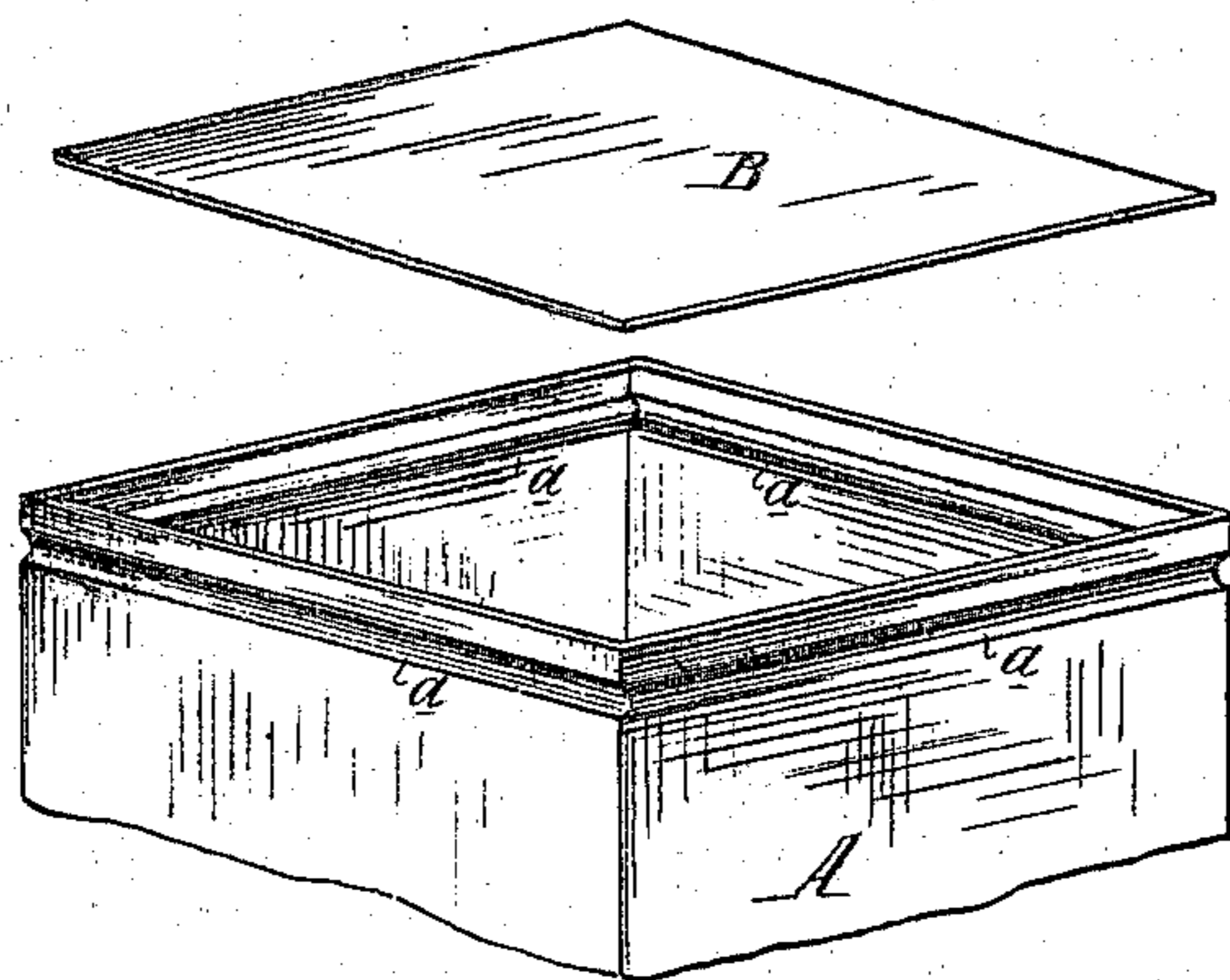


FIG. 1.

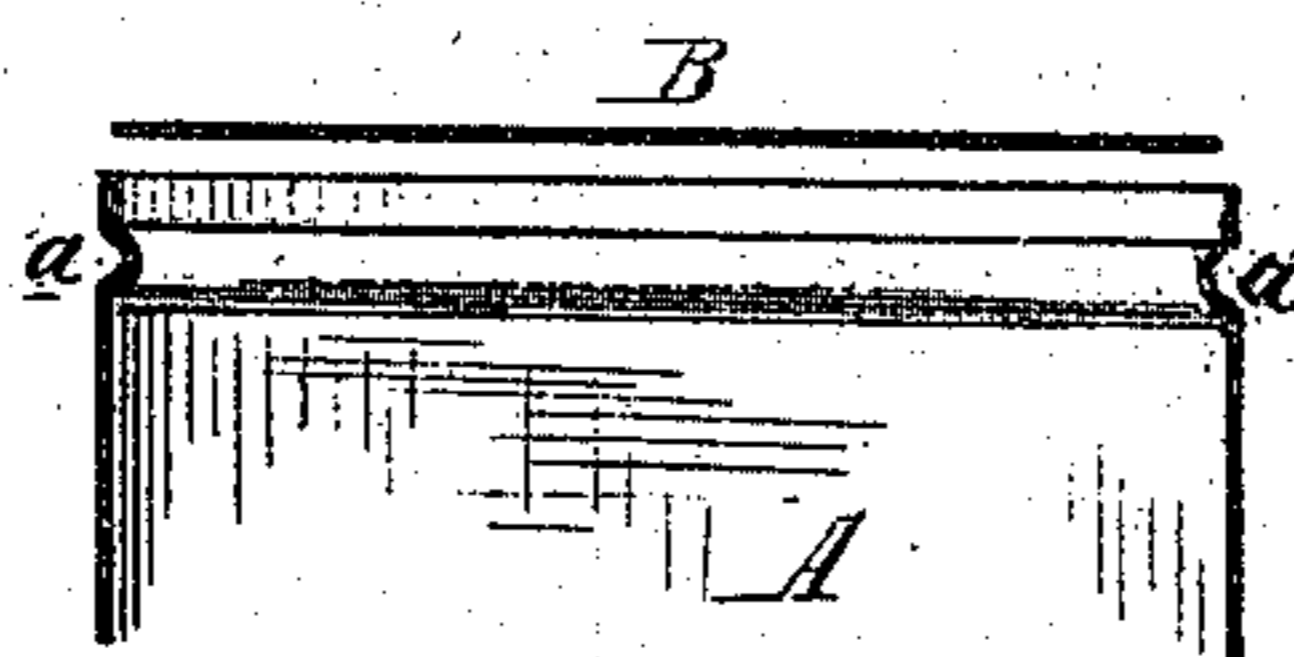


FIG. 2.

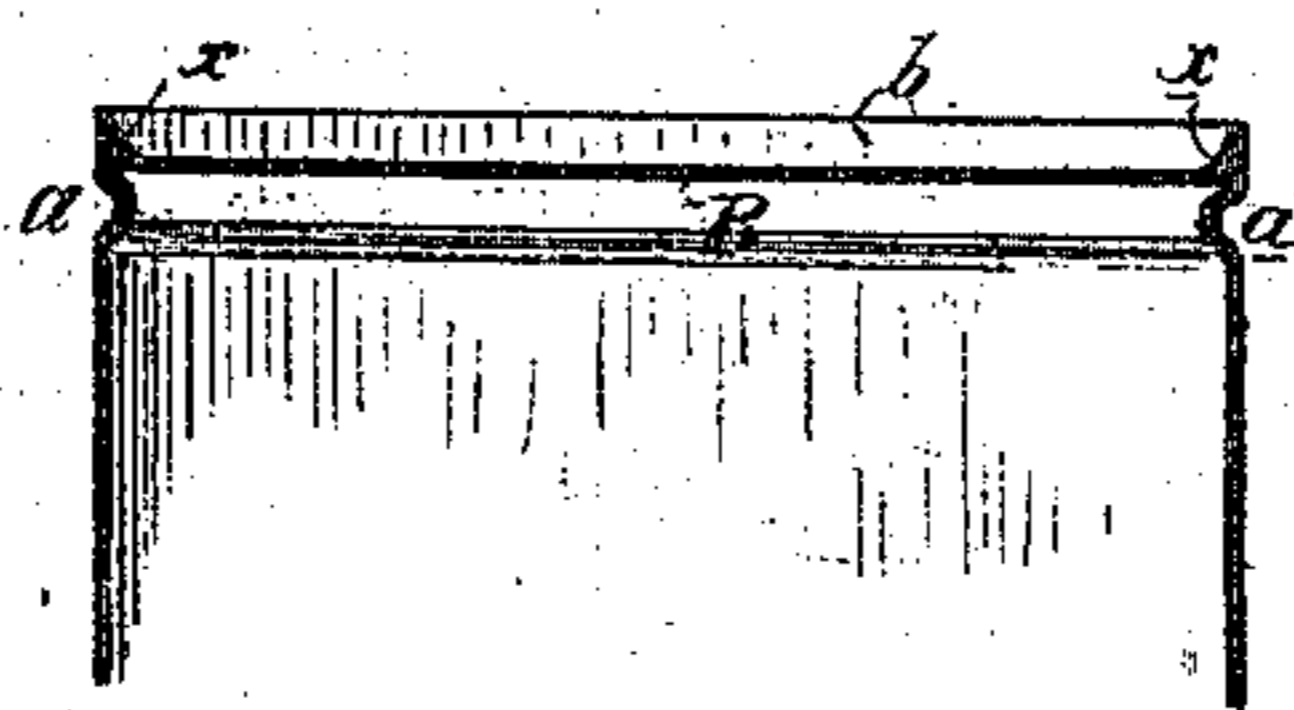


FIG. 3.

Witnesses,

Harry Smith
Thomas M. Thane

Lewis U. Bean
Howard A. Stevenson
by his Attys.
Harrison and Son.

UNITED STATES PATENT OFFICE.

LEWIS U. BEAN AND HOWARD A. STEVENSON, OF PHILADELPHIA, PA.

IMPROVEMENT IN PAINT-CANS.

Specification forming part of Letters Patent No. 126,775, dated May 14, 1872.

Specification describing an Improved Paint or Color Can, invented by LEWIS U. BEAN and HOWARD A. STEVENSON, both of the city and county of Philadelphia, State of Pennsylvania.

Improved Paint or Color Can.

Our invention consists of a paint or color can having an internal bead adjacent to its upper edge or upper and lower edges, and a lid or bottom resting upon or against the said bead, and soldered to the sides of the can, all as fully described hereafter; the object of our invention being to produce a cheap sheet-metal can with perfectly tight joints, suitable for containing paint or color.

In the accompanying drawing, Figure 1 is a perspective view of our improved paint or color can and of the lid for the same; Fig. 2, a sectional view with the lid detached; and Fig. 3, also a sectional view, showing the lid fitted within and soldered to the can.

A represents a sheet-metal can, made in the present instance of a rectangular shape, and B is the lid, consisting of a simple flat piece of sheet metal of a shape corresponding to that of the can, but made of a somewhat smaller size, so that it may fit snugly but easily within the same. An internal bead, *a*, extends entirely around the can at a short distance below the top of the same, and affords a support for and determines the position of the lid; the latter, after being fitted to its place, and while resting on this bead, being soldered entirely around its edge to the inside of the can, as shown at *x* in Fig. 3.

In this way a perfectly tight joint is obtained at a very slight cost, as none of the usual flanging of the lid or bending of the upper edges of the can after the insertion of the lid is required. The lid can also be quickly fitted to the can and soldered as it is sustained in its proper position by the internal bead, and when being fitted to its place can have no tendency to sink into the paint or color at one side while the other side remains elevated. A shallow

recess, *b*, is also formed between the lid and upper edge of the box, which will receive and retain any oil or color that may exude from under the lid before the soldering of the latter, and thus prevent such oil or color from running down the sides of the can and defacing the labels, &c.

We are aware that flanged ends have been soldered into tin boxes to be used for ground mustard, &c., and that flanged lids have been fitted into boxes furnished with internal beads for the support of such lids, and that the joints have been completed by bending over and thus uniting the upper edges of the box and flanges of the lid by means of appropriate machinery, as in the patent of J. H. Stone, October 6, 1868.

This plan, however, leaving out the question of expense, would not answer for a paint or color can to be filled before the fitting of the lid, as the operation of forming the joint would unavoidably cause a portion of the contents to be spilled, and the operation of bending, also, could only be accomplished in such a manner as to form a tight joint with a cylindrical box or can.

These objections we have overcome by the use of a soldered joint, which, with the internal bead, can be used as well with a rectangular as with a cylindrical can, and can also be applied to the bottom as readily as to the top of the latter.

We claim as our invention, and as a new article of manufacture—

A paint or color can having the within-described internal bead, a flange extending above the bead, and a flat or plain lid or bottom resting upon or against the said bead, and soldered to the sides of the can, as specified.

In testimony whereof we have signed our names to this specification in the presence of two subscribing witnesses.

LEWIS U. BEAN.

HOWARD A. STEVENSON.

Witnesses:

WM. A. STEEL,

JOHN K. RUPERTUS.