

JOHN J. DROWN.
Shoes.

No. 126,450.

Patented May 7, 1872.

Fig. 1.

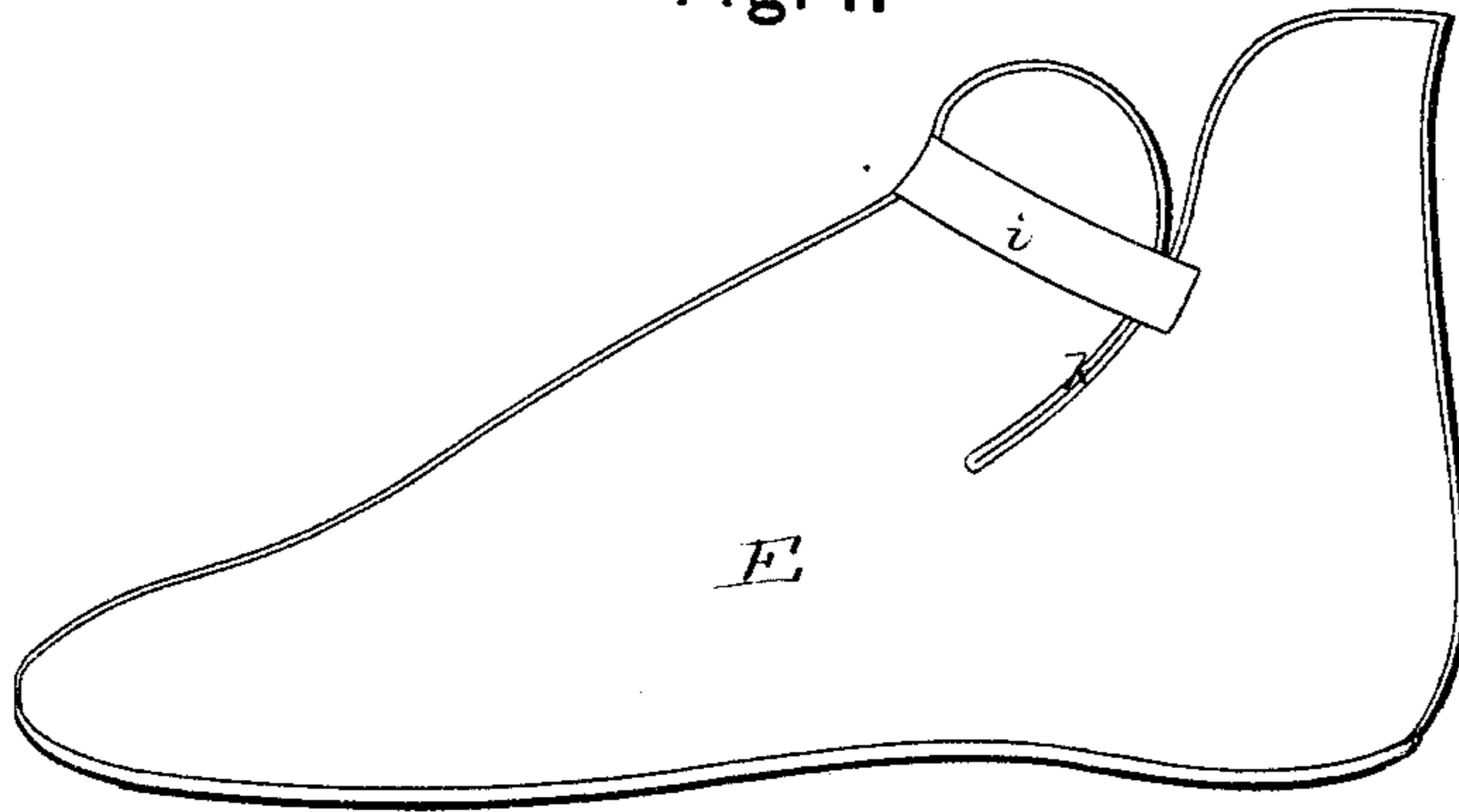
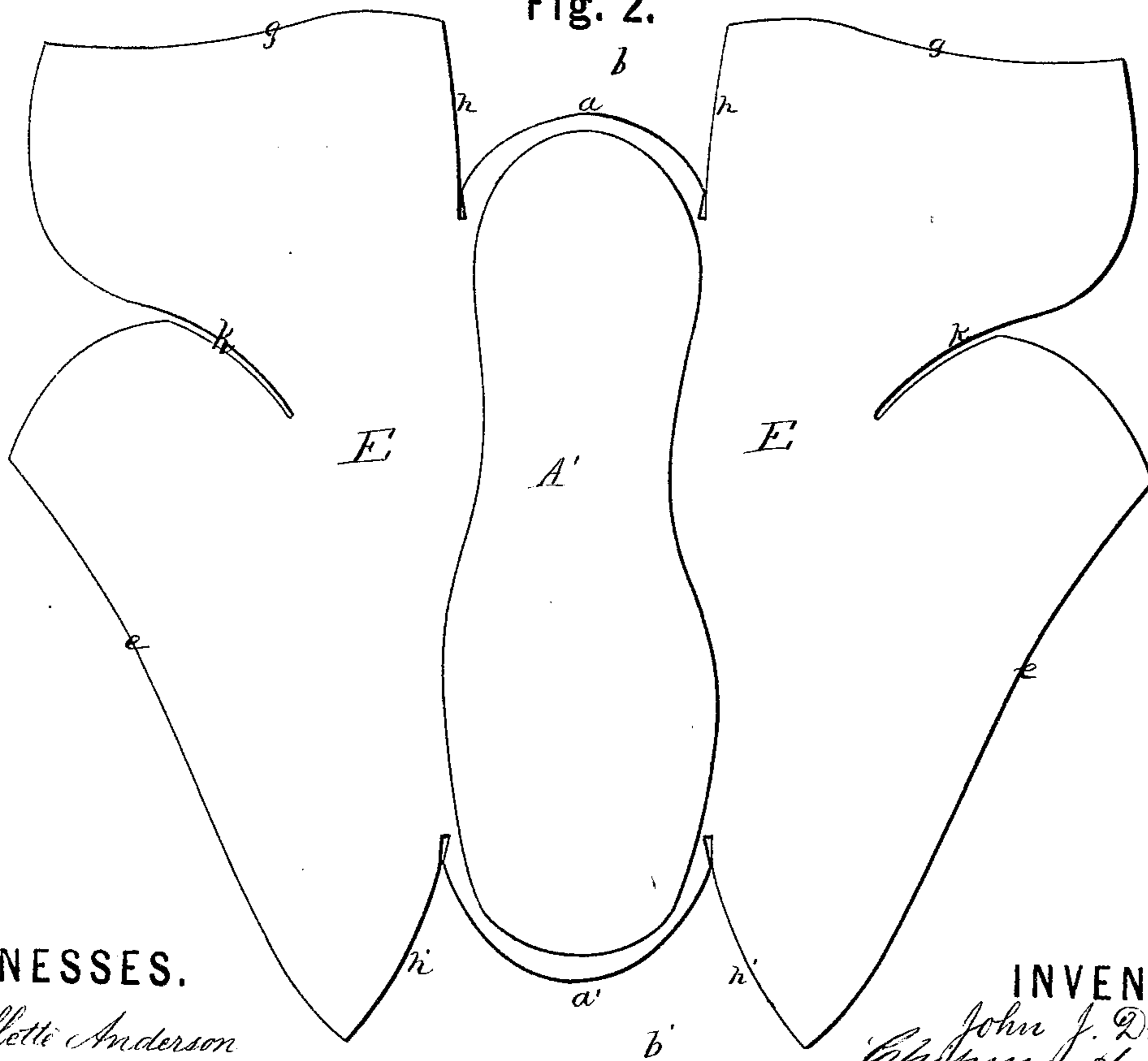


Fig. 2.



WITNESSES.

Villette Anderson
E. Andersson

INVENTOR.

John J. Drown,
Chapman & Smith, Attys

JOHN J. DROWN.

Shoes.

No. 126,450.

Patented May 7, 1872.

Fig. 3.

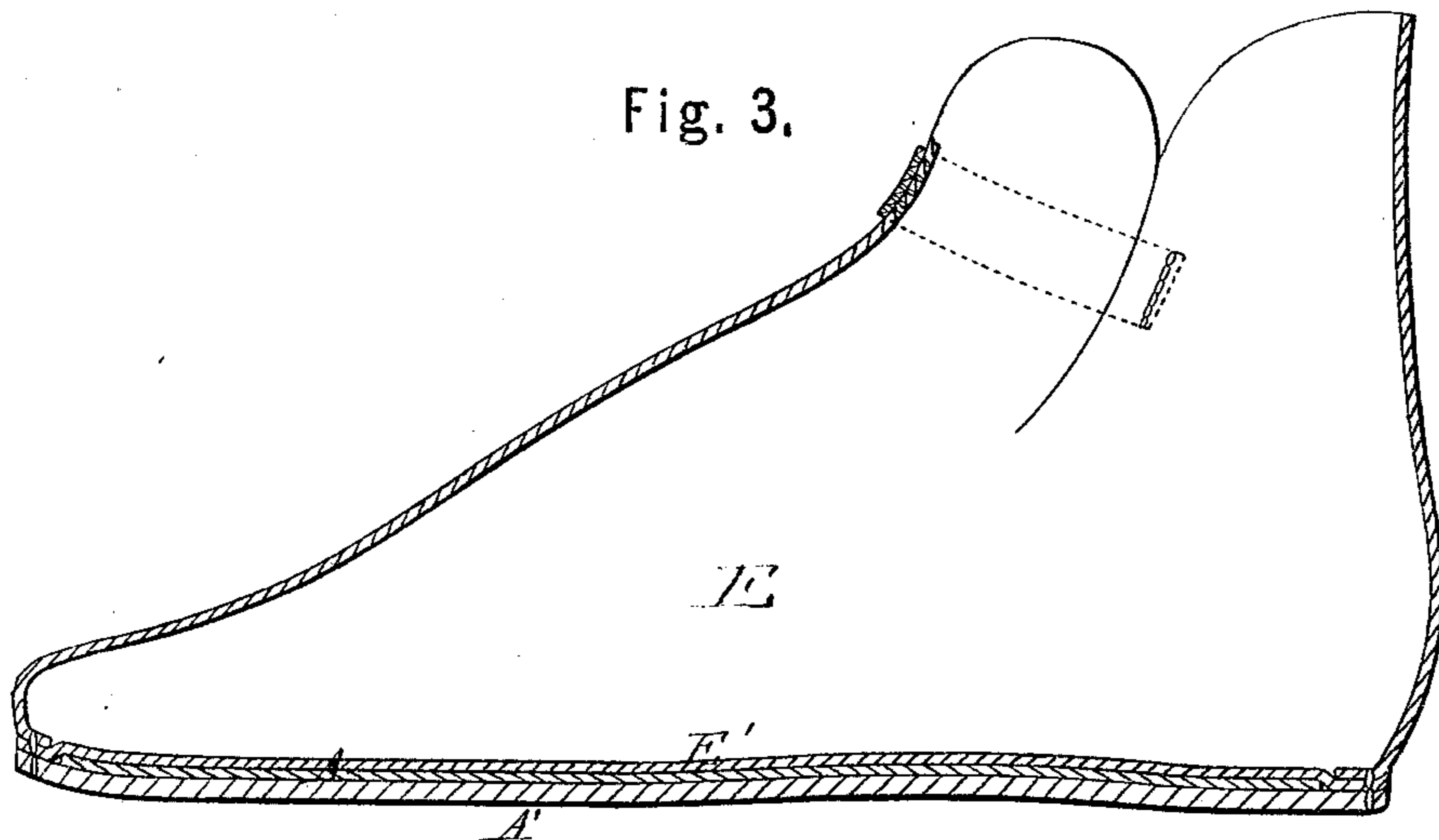
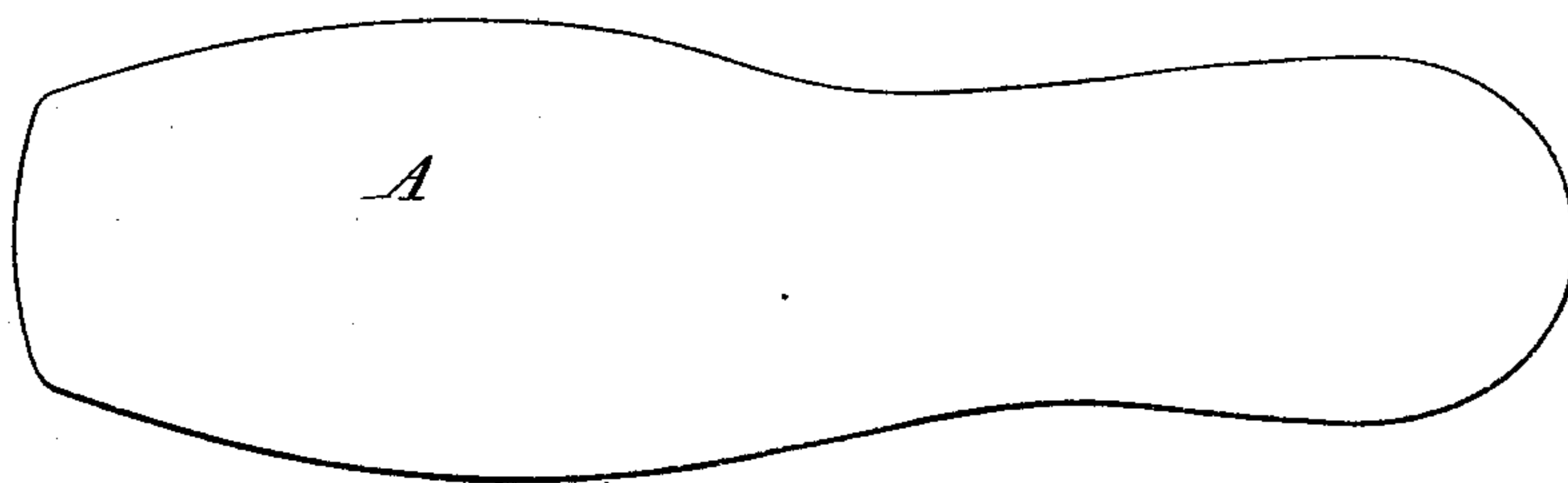


Fig. 4.



WITNESSES.

Villette Anderson
E. Anderson

INVENTOR.

John J. Drown,
Chipman Hosmer & Co.
Attys.

UNITED STATES PATENT OFFICE.

JOHN J. DROWN, OF PLATTSBURG, NEW YORK.

IMPROVEMENT IN SHOES.

Specification forming part of Letters Patent No. 126,450, dated May 7, 1872.

To all whom it may concern:

Be it known that I, JNO. J. DROWN, of Plattsburg, in the county of Clinton and State of New York, have invented a new and valuable Improvement in Shoes; and I do hereby declare that the following is a full, clear, and exact description of the construction and operation of the same, reference being had to the annexed drawing making a part of this specification and to the letters and figures of reference marked thereon.

Figure 1 of the drawing is a representation of a side elevation of my invention. Fig. 2 is a plan-pattern view of the cloth. Fig. 3 is a sectional view; and Fig. 4 is a view of the in-sole.

This invention has relation to a combined in-sole sock and slipper; and the novelty consists in combining with an in-sole made of birch-bark or other water-proof material a foot-covering of woolen cloth, which may be worn inside of the boot or shoe as a sock, and used as a slipper when the boot or shoe is removed, said cloth covering being cut in one piece, sewed up to fit the foot, and provided with a tightening-strap, substantially as hereinafter described.

In the manufacture of my combined in-sole sock and slipper I use, by preference, birch-bark to produce a water-proof sole, A. I cover the under side of said sole with felt or oil-cloth, A', allowing the edges to project slightly to admit of the woolen covering being stitched thereto. To produce said covering I take a single piece of any suitable cloth which will protect the foot, and cut it to the outline shown in Fig. 2 of the drawing. The middle part of said cloth receives the sole, the ends of which coincide with the rounded parts *a a'* of the cloth, which are formed, in cutting the cloth out, at *b b'*. I cut said cloth so that the parts E E on either side of the sole-part E' shall, in outline, nearly conform to the pro-

file of a gaiter. I then sew together the edges *ee* of the instep part, the edges *g g* of the heel, and the edges *h h'*, respectively, to the edges *a a'*. By this means a cloth shoe is produced. To the instep part I attach a strap, *i*, of India-rubber cloth or India rubber, and fasten its ends to the heel-part, passing it across the curved slits *k*. These slits allow of the covering being opened to let the foot pass in easily, while the strap binds the covering to the ankle or to the upper part of the instep, over which there is no doubling or lapping. The exposed edges of the cloth should be bound.

This foot-covering is of great advantage to outdoor laborers who wear large coarse boots. Such persons are in the habit of wearing several pairs of socks to fill up the boots and keep the feet dry and warm. My improved coverings supply the place of said socks, and are even better, being provided with water-proof soles.

The coverings may be worn as slippers indoors when the boots are removed.

What I claim as my invention, and desire to secure by Letters Patent, is—

1. The foot-covering, consisting of a single piece of cloth, cut to produce the wings E, having the edges *e g h h'* and slit *k*, and the sole-part E' having the curved ends *a a'*, substantially as specified.

2. As a new article of manufacture, a cloth foot-covering, provided with a birch-bark in-sole, as and for the purpose specified.

3. The elastic strap *i*, applied to the cloth foot-covering, having the side-slits *k*, as and for the purpose specified.

In testimony that I claim the above I have hereunto subscribed my name in the presence of two witnesses.

JOHN J. DROWN.

Witnesses:

CHARLES R. KEMPTER,
E. BROWN.