

B. ELLICOTT & W. PRINCE.
Braider for Sewing-Machines.

No. 126,382.

Patented May 7, 1872.

Fig. 1.

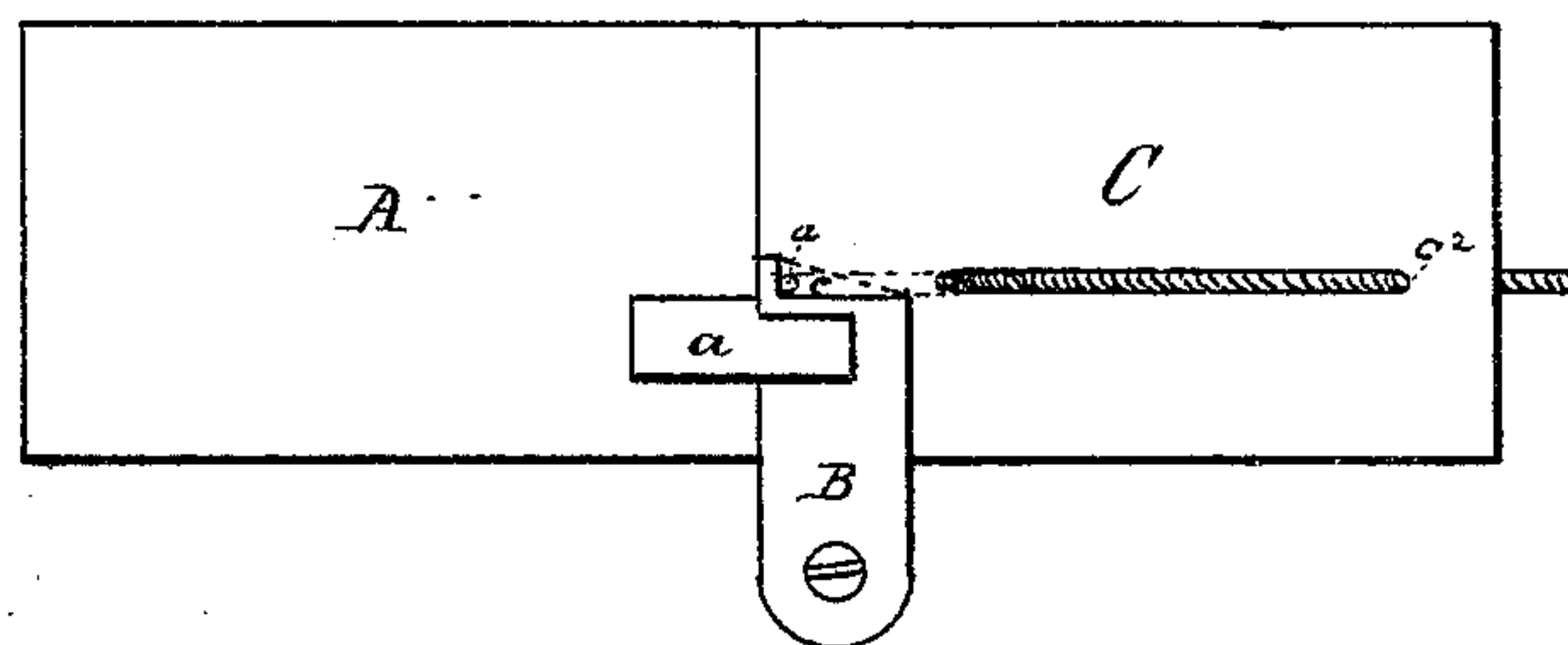


Fig. 2.

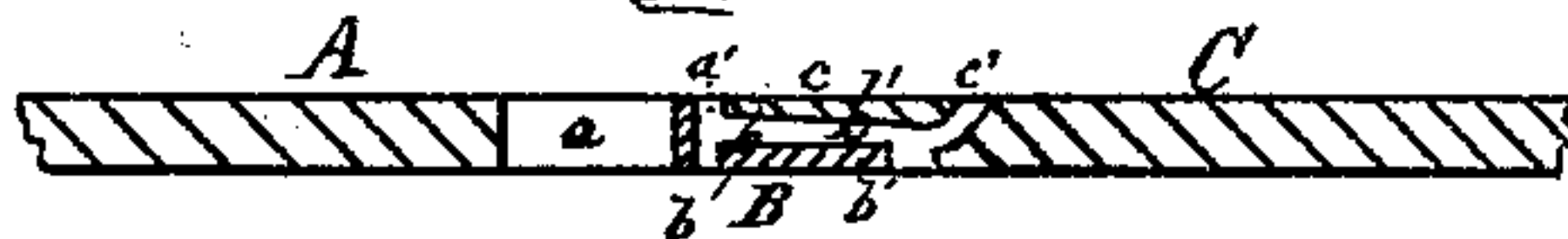
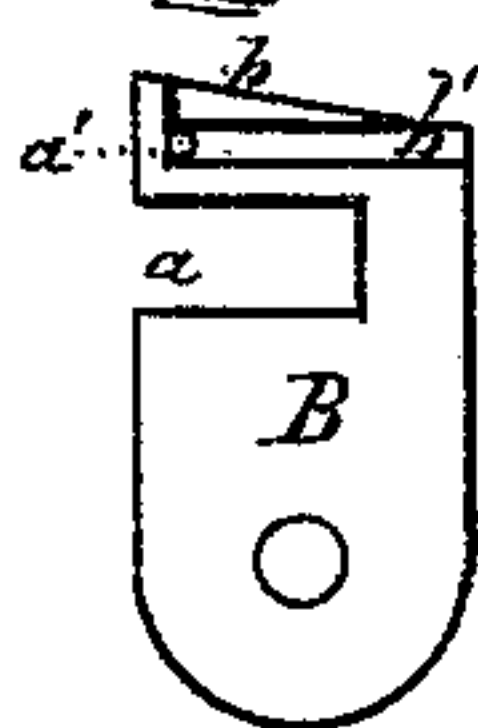


Fig. 3.



Witnesses
Mey Mahon
A. M. Smith

Inventor.
Edward B. Ellicott
William Prince

UNITED STATES PATENT OFFICE.

EDWARD B. ELLICOTT AND WILLIAM PRINCE, OF WASHINGTON, D. C.

IMPROVEMENT IN BRAIDERS FOR SEWING-MACHINES.

Specification forming part of Letters Patent No. 126,382, dated May 7, 1872.

To all whom it may concern:

Be it known that we, EDWARD B. ELLICOTT and WILLIAM PRINCE, both of Washington, county of Washington, District of Columbia, have invented a new and useful Improvement in Braider Attachment for Sewing-Machines, of which the following is a full, clear, and exact description, reference being had to the accompanying drawing making part of this specification, in which—

Figure 1 represents a plan or top view of the cloth, throat, and slide plates of a sewing-machine. Fig. 2 is a vertical longitudinal section of the same (enlarged) taken through the needle-hole and braid-channel; and Fig. 3 is a plan view of the throat-plate detached.

Similar letters of reference denote corresponding parts in all the figures.

Our invention relates to a novel construction of the throat-plate and slide, whereby they are provided with a braid-channel, through which the braid passes and is delivered at the needle-hole in proper position to be sewed to the material to be braided in such manner as to dispense with the supplemental or removable parts usually employed in braider attachments; and consists in forming a groove in the upper face of the throat-plate, terminating at the needle-hole, and closing or covering said groove by the overlapping slide in such manner as to form the braid-channel between them, as hereinafter explained.

In the accompanying drawing, A represents the cloth-plate, provided at *a* with the usual feed-opening. B is the throat-plate, shown detached in plan view, Fig. 3; and C is the usual slide plate or cover to the shuttle-race. The throat-plate B is notched or cut away to form a portion of the feed-opening *a*, and is recessed on its upper face at *b* to receive an overlapping lip, *c*, on the shuttle-covering slide C, which is correspondingly recessed or cut away on its under face. Within the recessed portion *b* a braid-groove, *b'*, is cut or formed, in line with the needle-hole, *a'*, and parallel with the line or direc-

tion of the feed, and terminating at said needle-hole, as shown. The lip *c* of the sliding plate C, when in place, serves to cover said groove *b'* and form the braid-channel, through which the braid is fed to the needle.

If preferred, the plate C may be grooved on its upper face, and provided with a slide-cover, in such manner as to form a continuous channel to the end of said plate, thereby avoiding the necessity of carrying the braid over the cloth surface of said plate.

By the construction and arrangement of parts as above described it will be seen that, without the aid of any extra or removable parts, the machine is provided in its construction with a braider which is always in place, ready for use, and at the same time that said braider is so arranged as not in any way to interfere with the action of the feed, nor with the efficiency of the machine in ordinary sewing.

In operation the braid is passed up through the perforation *c*², thence over plate C, and down through perforation or eye *c*¹ into and through the braid-channel *b'*, from which it escapes through the needle-hole *a'*, and in position where it cannot escape the action of the needle, and is sewed to the under-face side of the material to be braided, which is previously stamped on the upper or wrong side with the required pattern.

Having now described our invention, what we claim as new, and desire to secure by Letters Patent, is—

The combination of the throat-plate, provided with the braid-groove *b'*, with the overlapping shuttle-covering slide-plate C provided with braid-guides, as described, and adapted to cover the upper side of the braid-channel.

EDWARD B. ELLICOTT.
WILLIAM PRINCE.

Witnesses:

M. CUNNINGHAM,
JOHN DYER.