

JOHN C. LONG.

Improvement in Gates.

No. 124,600.

Patented March 12, 1872.

Fig. 1.

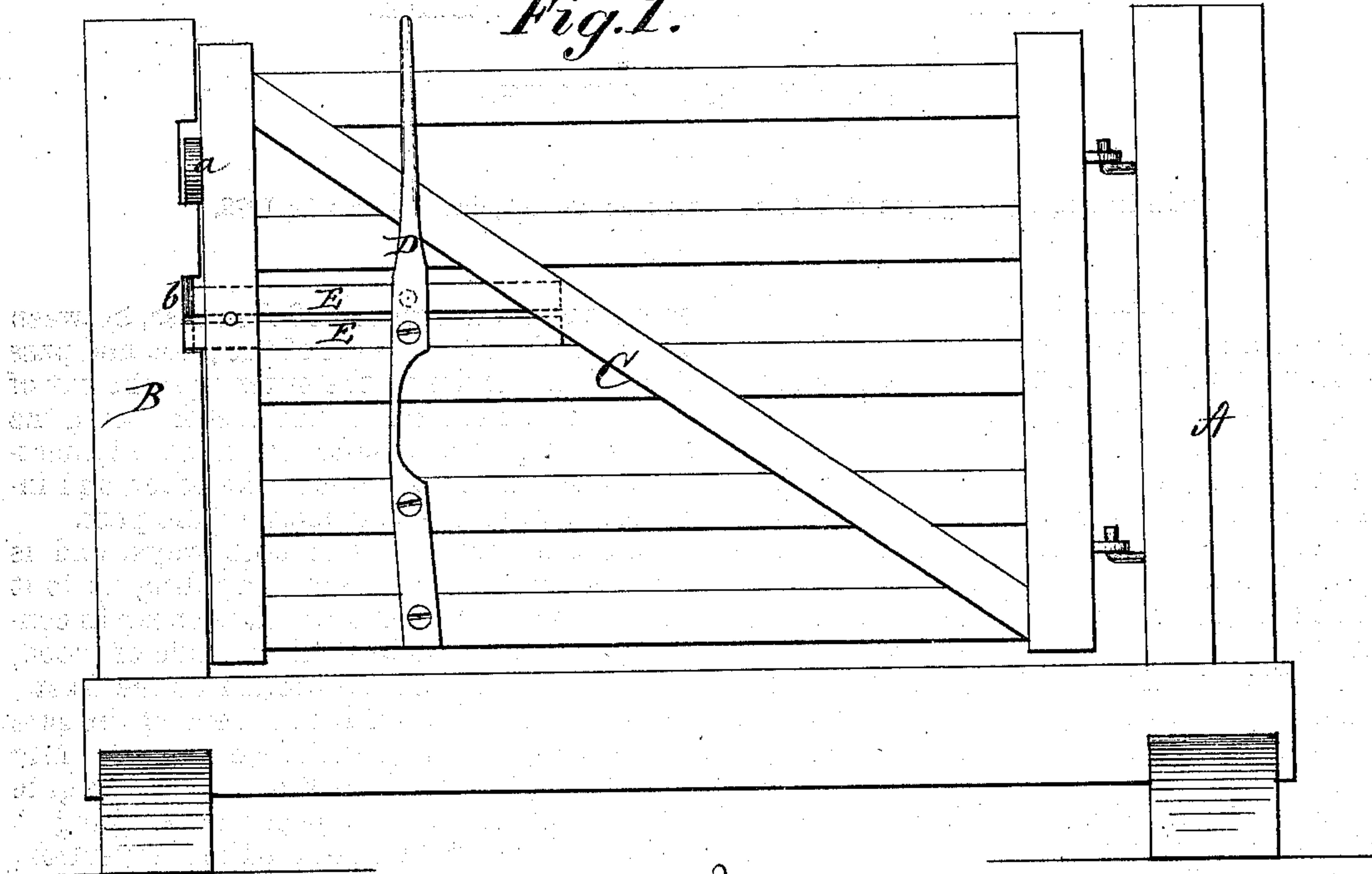


Fig. 2.

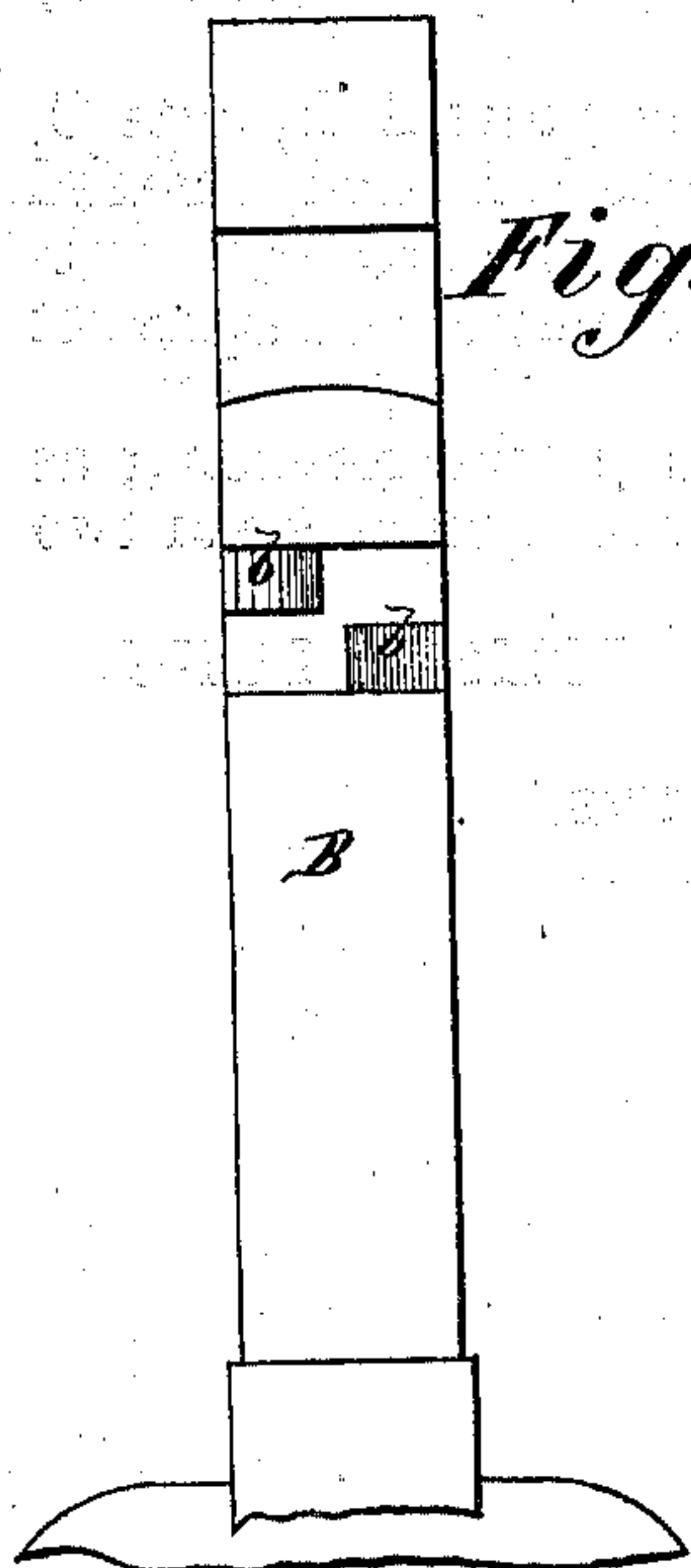



Fig. 3.



Witnesses
Jno. A. Elliot.
J. V. White

Inventor
John C. Long
Per
W. Alexander
Atty.

UNITED STATES PATENT OFFICE.

JOHN C. LONG, OF EATON, INDIANA.

IMPROVEMENT IN GATES.

Specification forming part of Letters Patent No. 124,600, dated March 12, 1872.

SPECIFICATION.

To all whom it may concern:

Be it known that I, JOHN C. LONG, of Eaton, in the county of Delaware and State of Indiana, have invented certain new and useful Improvements in Gates; and I do hereby declare that the following is a full, clear, and exact description thereof, reference being had to the accompanying drawing and to the letters of reference marked thereon, which form a part of this specification.

The nature of my invention consists in the construction and arrangement of a "gate" to open both ways, as will be hereinafter more fully set forth.

In order to enable others skilled in the art to which my invention appertains to make and use the same, I will now proceed to describe its construction and operation, referring to the annexed drawing, in which—

Figure 1 is a front elevation of my gate.

A and B represent the gate-posts at the inner and outer ends of the gate, respectively. The post A is set diagonally with the line of the gate, and the gate hung at a corner of said post so that it can swing both ways. The post B, on the contrary, is set square with the gate. The gate C is made in any of the known and usual ways, and provided near the outer end, on each side, with a spring-lever, D, to which a bar or latch, E, is pivoted, the two latches

being placed, one on top of the other, between two of the horizontal bars of the gate, and pass through a mortise in the outer upright bar of the same. In the side of the post B facing the end of the gate are made two stops, *b b*, meeting in the center, one above the other, and inclining toward opposite sides of the post.

This gate thus adjusts both ways, and is both useful and convenient in riding up to it on horseback, or otherwise. It is cheap in construction. The latches being made of wood, are not liable to become broken by the frost.

Above the latches E E in the end of the gate is a small wheel or roller, *a*, which moves into a recess in the post B, and serves for the gate to rest upon to keep the post from sagging.

Having thus fully described my invention, what I claim as new, and desire to secure by Letters Patent, is—

The combination of the posts A B, gate C, spring-levers D D, latches E E, and inclined stops *b b*, all constructed and arranged substantially as and for the purposes herein set forth.

In testimony that I claim the foregoing as my own I affix my signature in presence of two witnesses.

JOHN C. LONG.

Witnesses:

WILLIAM H. YOUNTS,
ROBERT BRANDT.