

H. R. RICHMOND.

No. 124,085.

Improvement in Dish Drainers.

Patented Feb. 27, 1872.

Fig. 1.

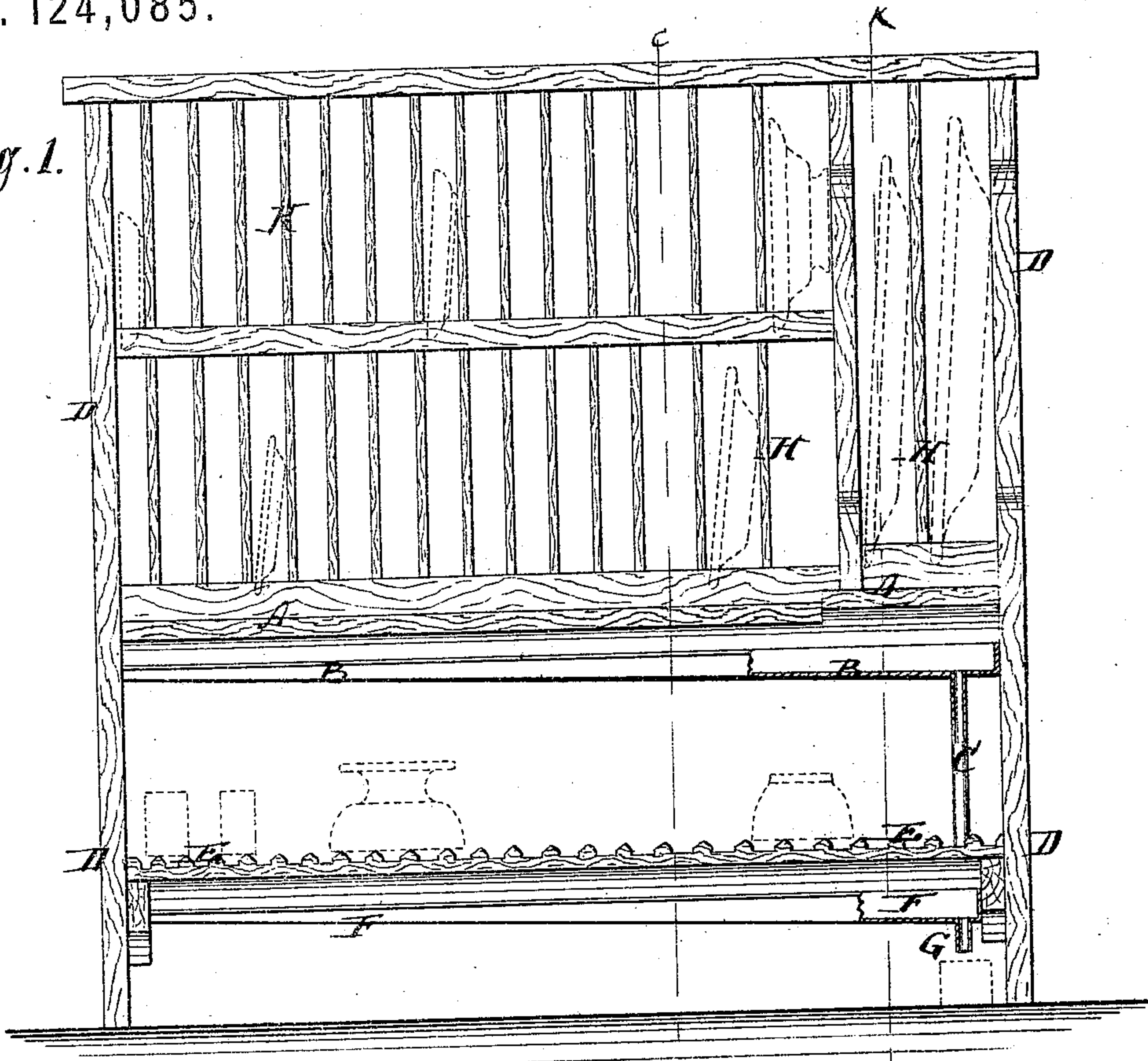
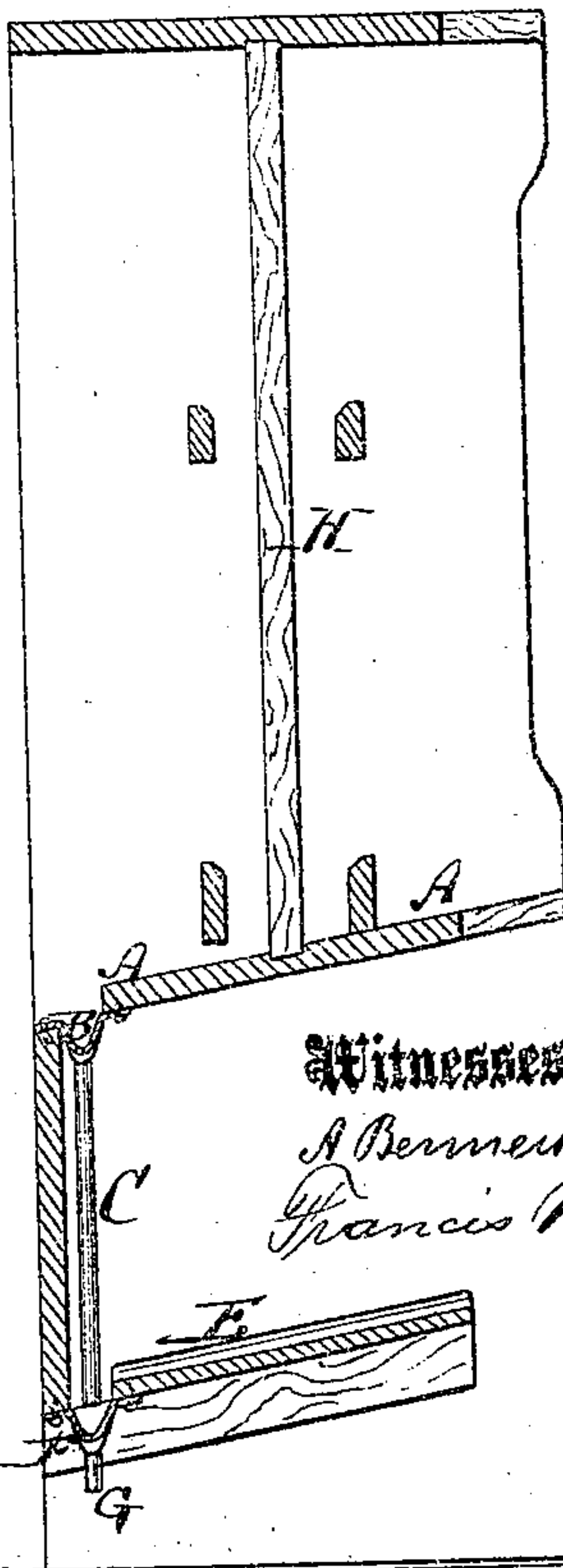



Fig. 2.



Witnesses:

A. Bernreuther.
Francis McArdle.

Fig. 3.



Inventor:

H. R. Richmond

Wm. L. Co.
Attorneys.

UNITED STATES PATENT OFFICE.

HENRY R. RICHMOND, OF NEW PLYMOUTH, NEW ZEALAND.

IMPROVEMENT IN DISH-DRAINERS.

Specification forming part of Letters Patent No. 124,085, dated February 27, 1872.

To all whom it may concern:

Be it known that I, HENRY R. RICHMOND, of New Plymouth, New Zealand, have invented a new and Improved Dish-Drainer; and I do hereby declare that the following is a full, clear, and exact description thereof, which will enable others skilled in the art to make and use the same, reference being had to the accompanying drawing forming part of this specification.

Figure 1 represents a front elevation, partly in section, of my improved dish-drainer. Figs. 2 and 3 are vertical transverse sections of the same taken on the planes of the lines *c c* and *k k*, Fig. 1, respectively.

Similar letters of reference indicate corresponding parts.

This invention relates to a piece of kitchen furniture to be used for holding dishes, plates, pots, and all other crockery-ware, after washing and properly rinsing the same in clean water. It consists in the general arrangement of parts, as hereinafter more fully described.

The upper portion of the dish-drainer consists of a rack, *H*, substantially similar to an ordinary plate and dish-rack. The drippings from the plates and dishes placed in the rack fall upon an inclined board, marked *A A*, in the accompanying drawing. This board slopes down toward the back, and to its lower edge is fixed a sloping gutter, *B*. The drainings pass from the lower end of this gutter into a pipe, *C*, to be discharged, as hereinafter stated. The upright boards *D D D D*, which form the sides of the dish-rack, are continued below it, and support a shelf, *E E*, which is fixed to them at a sufficient distance below the board *A A* to allow any ordinary article of crockery-ware or glass, such as cups, tumblers, jugs, basins, &c., and metal goods, such as teapots, &c., to stand on the shelf *E E* to drain. The shelf *E E*, like the board *A A*, slopes down

toward the back, where a second gutter, *F F*, is fixed, leading to a discharge-pipe, *G*. The upper surface of the sloping shelf *E E* is grooved transversely, the grooves being either flat or curved at the bottom, and being at any convenient distance apart—say about one inch from center to center—and the ridges left between the grooves are rounded or beveled off at the top so as to allow the water to run off freely into the grooves from articles placed on the shelf to drain. This shelf is braced underneath to prevent warping.

The pipe *C*, taking the drainings from the plates and dishes, discharges into the lower gutter *F*, so that the lower discharge-pipe *G* receives and discharges all the drainings, both from the plate and dish-rack and from the draining-shelf. The water discharged from the pipe *G* can either be received in a suitable vessel placed underneath it, and emptied away from time to time, or it may be led off by a pipe passing through the wall of the house, or carried by a pipe or gutter to a sink or drain.

The drainer is designed to be attached to the wall of the kitchen or other wash-room, and preferably above the table upon which the crockery is to be washed, so that it may be conveniently accessible.

Having thus described my invention, I claim as new and desire to secure by Letters Patent—

The dish-drainer consisting of the rack *H*, inclined board *A*, sloping gutter *B*, shelf *E*, and sloping gutter *F*, all combined substantially as herein shown and described.

HENRY R. RICHMOND.

Witnesses:

W. HALSE,

Notary Public, New Plymouth, N. Z.

JOHN ELLIS,

Law Clerk, New Plymouth, N. Z.