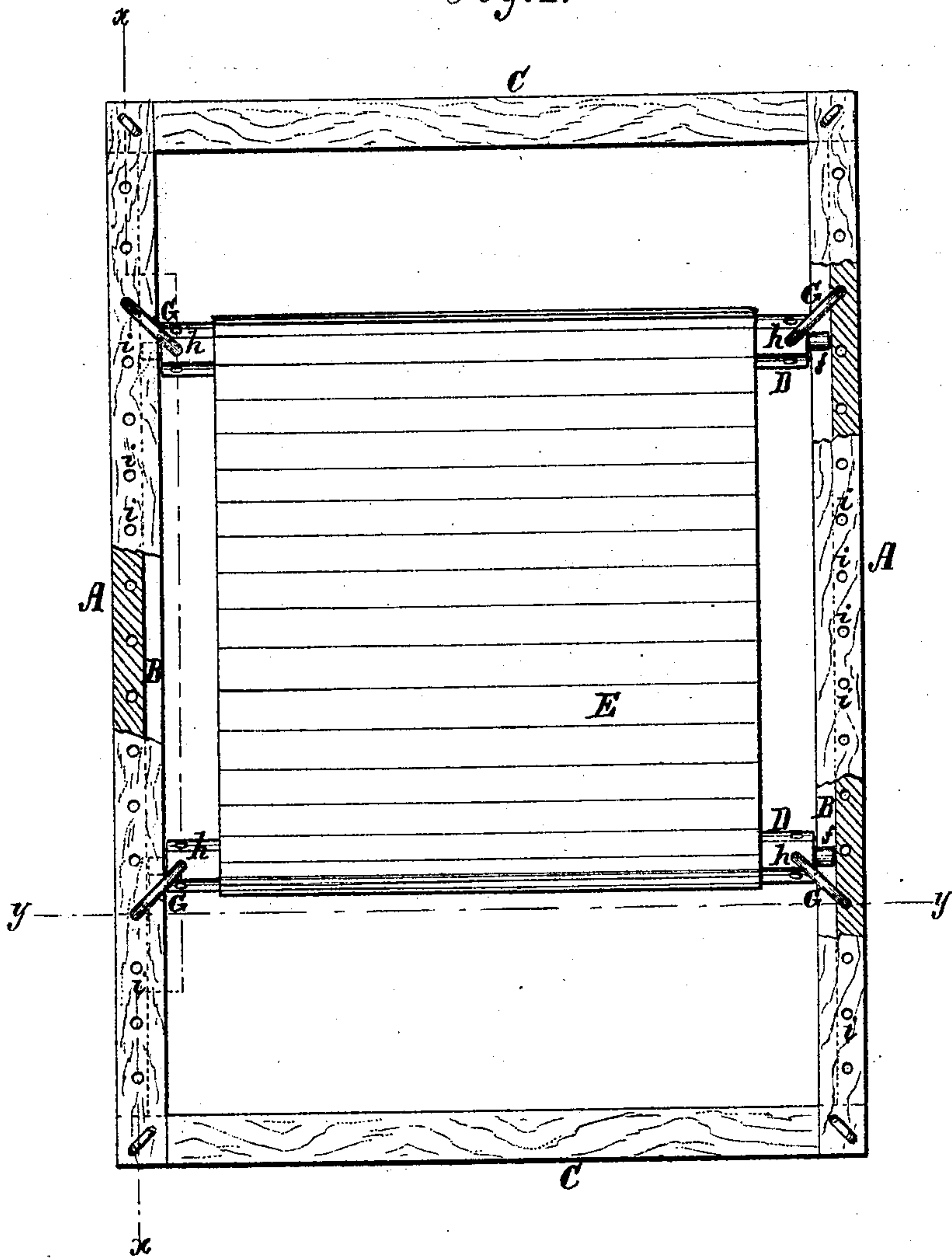
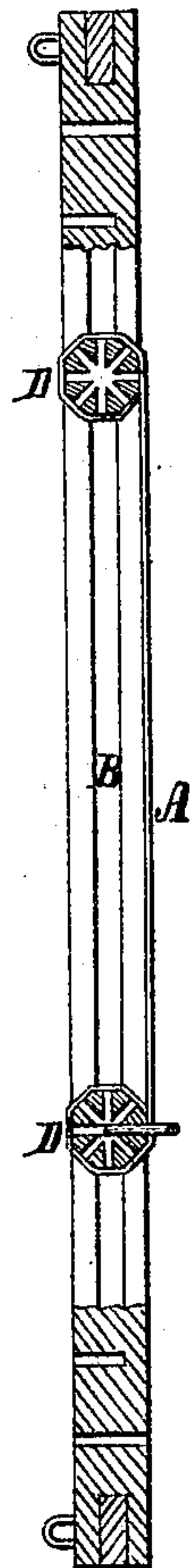


R. J. GILLHAM.  
Improvement in Quilting Frames.  
No. 124,052. Patented Feb. 27, 1872.


*Fig. 1.*



*Fig. 2.*



*Fig. 3.*



**Witnesses:**

*Abner Kendorf*  
*Geo. W. Mabey*

**Inventor:**

*R. J. Gillham*

**PER**

*Mumford*  
**Attorneys.**

# UNITED STATES PATENT OFFICE.

ROBERT J. GILLHAM, OF COLUMBIA, TENNESSEE.

## IMPROVEMENT IN QUILTING-FRAMES.

Specification forming part of Letters Patent No. 124,052, dated February 27, 1872.

Specification describing a new and useful Improvement in Quilting-Frames, invented by ROBERT J. GILLHAM, of Columbia, in the county of Maury and State of Tennessee.

This invention relates to a mode of adjusting the movable parts of quilting-frames, whereby they are made more convenient and useful than they have hitherto been; and it consists in the construction and arrangement of parts hereinafter described.

In the accompanying drawing, Figure 1 represents a top or plan view. Fig. 2 is a longitudinal section taken on the line *xx* of Fig. 1. Fig. 3 is a cross-section taken on the line *yy* of Fig. 1.

Similar letters of reference indicate corresponding parts.

A A are the side rails, each of which has a central groove, B, on its inner side. C C are the end pieces. D D are the rollers, to which the quilt E is attached. Each end of each roller has a journal, *f*, which works in the grooves B, so that while the rollers may be revolved to wind up the quilt they may slide in the grooves while revolving, and may be moved in the grooves toward or from each other, as may be found desirable. G repre-

sents staple-holders, for holding the rollers in place in the side rails. In the ends of each roller is a series of holes, *h*, and in each of the rails A is a row of holes, *i*. The holding-staples are made of iron rod, with the ends turned at right angles so as to enter the holes *h* and *i*, as seen in Fig. 1. These staple-shaped holders are readily detached, so that the rollers may be moved at will and securely fastened in any position to accommodate the length of the quilt.

By this arrangement it will be seen that the side rails and rollers may be used without the ends C C should the latter be in the way.

Having thus described my invention, I claim as new and desire to secure by Letters Patent—

A quilt-frame, formed of internally-grooved and end-apertured side pieces A *i*, combined with rollers D, having journals *f*, and end-holes *h*, and the staples G, as and for the purpose described.

ROBERT J. GILLHAM.

Witnesses:

J. T. L. COCHRAN.

J. P. BAIRD.