

GEORGE BROWNLEE.

Improvement in Spring Bed Bottoms.

No. 124,032.

Patented Feb. 27, 1872.

Fig. 1.

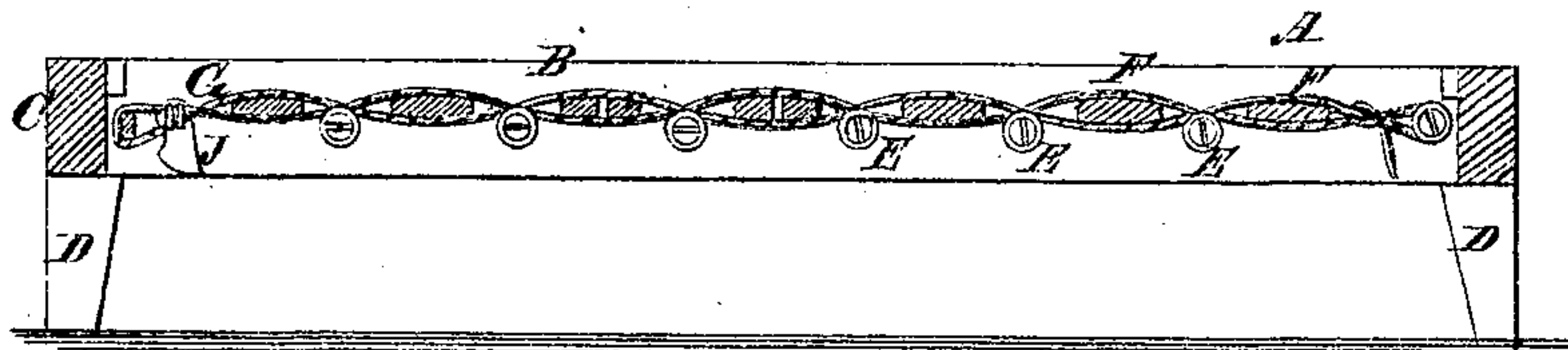


Fig. 2.



Fig. 4.

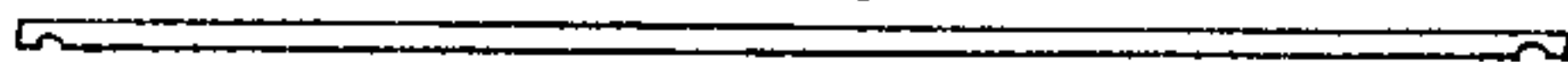
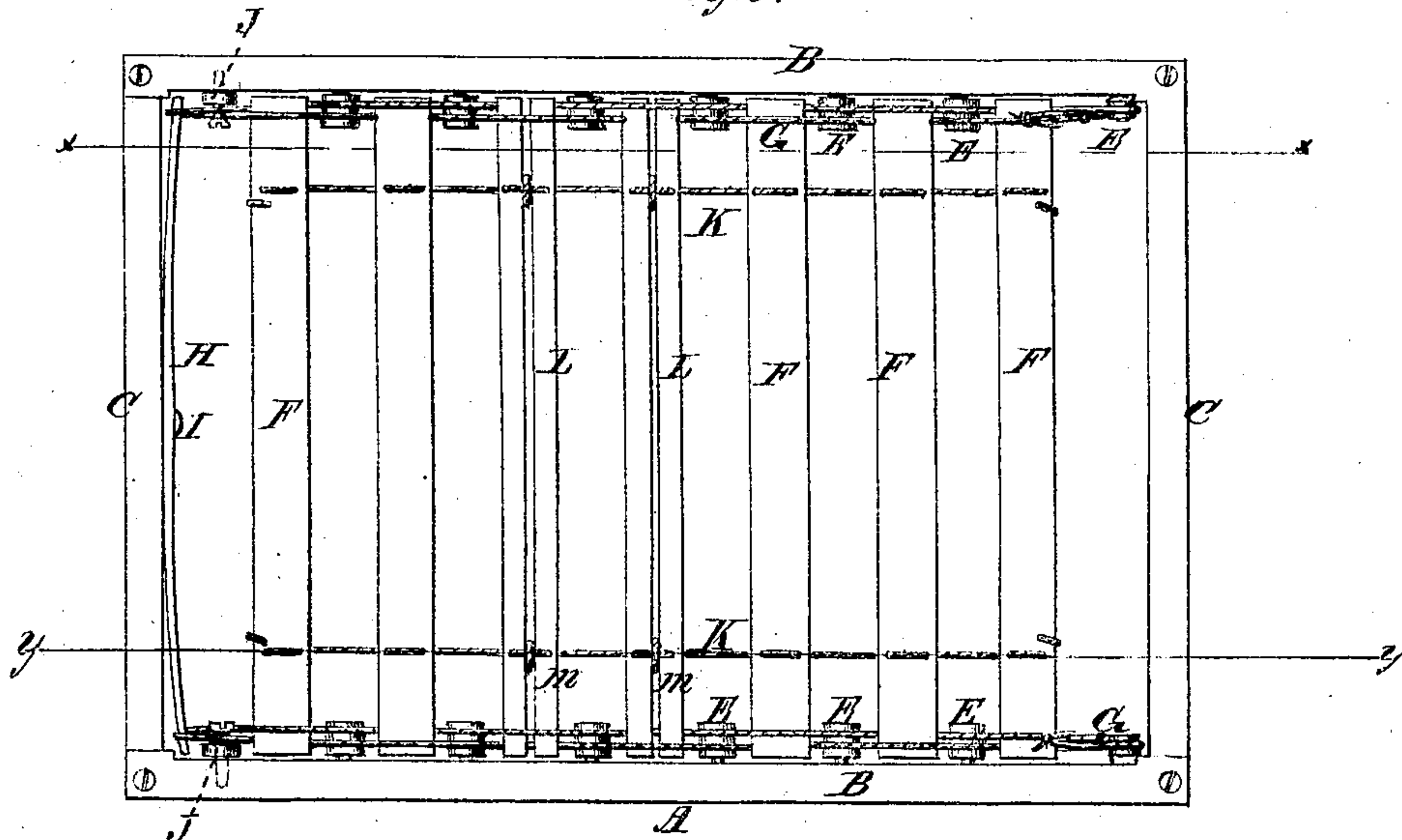


Fig. 3.



Witnesses:

John Beecher.
Geo. W. Mabee

Inventor:

G. Brownlee

PER

Munnell
Attorneys.

UNITED STATES PATENT OFFICE.

GEORGE BROWNLEE, OF PRINCETON, INDIANA.

IMPROVEMENT IN SPRING BED-BOTTOMS.

Specification forming part of Letters Patent No. 124,032, dated February 27, 1872.

Specification describing a new and useful Improvement in Spring Bed-Bottom, invented by GEORGE BROWNLEE, of Princeton, in the county of Gibson and State of Indiana.

The object of this invention is to render more elastic and durable slat-spring bed-bottoms; and it consists in the manner of supporting, confining, and rendering elastic the slats, as will be hereinafter more fully described.

In the accompanying drawing, Figure 1 represents a vertical longitudinal section of the bottom, taken on the line *x x* of Fig. 4. Fig. 2 is a vertical section of the same figure taken on the line *y y*. Fig. 3 is a top or plan view. Fig. 4 is an edge view of a spring, which may be used in combination with the slats.

Similar letters of reference indicate corresponding parts.

A is the bedstead, consisting of the side rails B B and the end rails C C, connected together at the corners by the legs or posts D in any suitable manner. E represents the cord-bearers, attached by means of screws or otherwise to the side rails B B. F represents the slats, which rest upon the double cords G, between the bearers, the cord being laced around the ends of the slats, and resting on the bearers at the points of intersection, as represent-

ed in Fig. 1. H is a spring, which may be attached to one or both of the end rails by a rivet or bolt, as seen at I, Fig. 3, around the ends of which spring the double cords G pass, as seen in the drawing. J is a button at the ends of the spring, which may be turned against the spring so as to confine the ends and prevent elasticity, and increase the rigidity of the slats thereby when desired. The cord-bearers E are small grooved pulleys, which turn on their screws and prevent friction when the cords are strained by a weight on the slats. K K are stay-cords attached to each of the slats, as seen in Fig. 2, which serve to keep the slats in place. To increase the elasticity of the slats they may be made double, as seen at L, the two parts being confined together by loops, as seen at *m*, or in any other suitable manner.

Having thus described my invention, I claim as new and desire to secure by Letters Patent—

The combination, in a bedstead, B C, of the cord-bearers E, slats F, double cords G, and spring H, as and for the purpose described.

GEORGE BROWNLEE.

Witnesses:

GEORGE HEAD,
CHAS. BROWNLEE.