

W. C. BANKS.  
Improvement in Cotton Presses.

No. 122,983.

Patented Jan. 23, 1872.

FIG. 1.

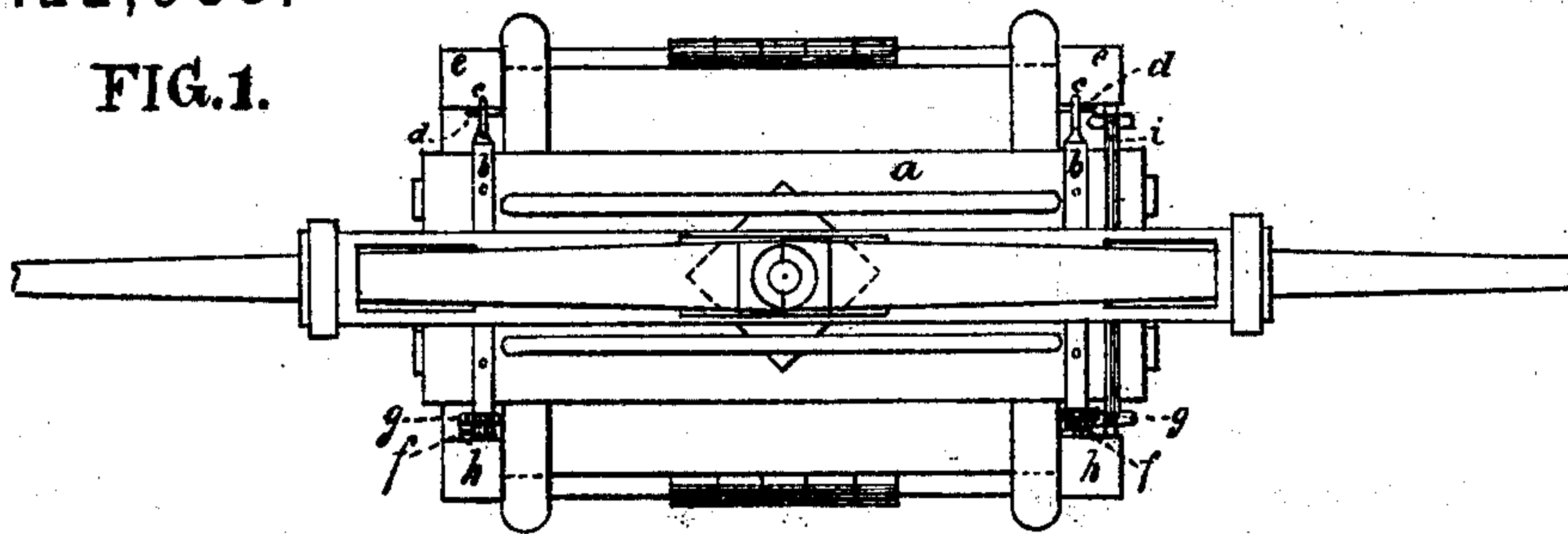


FIG. 2.

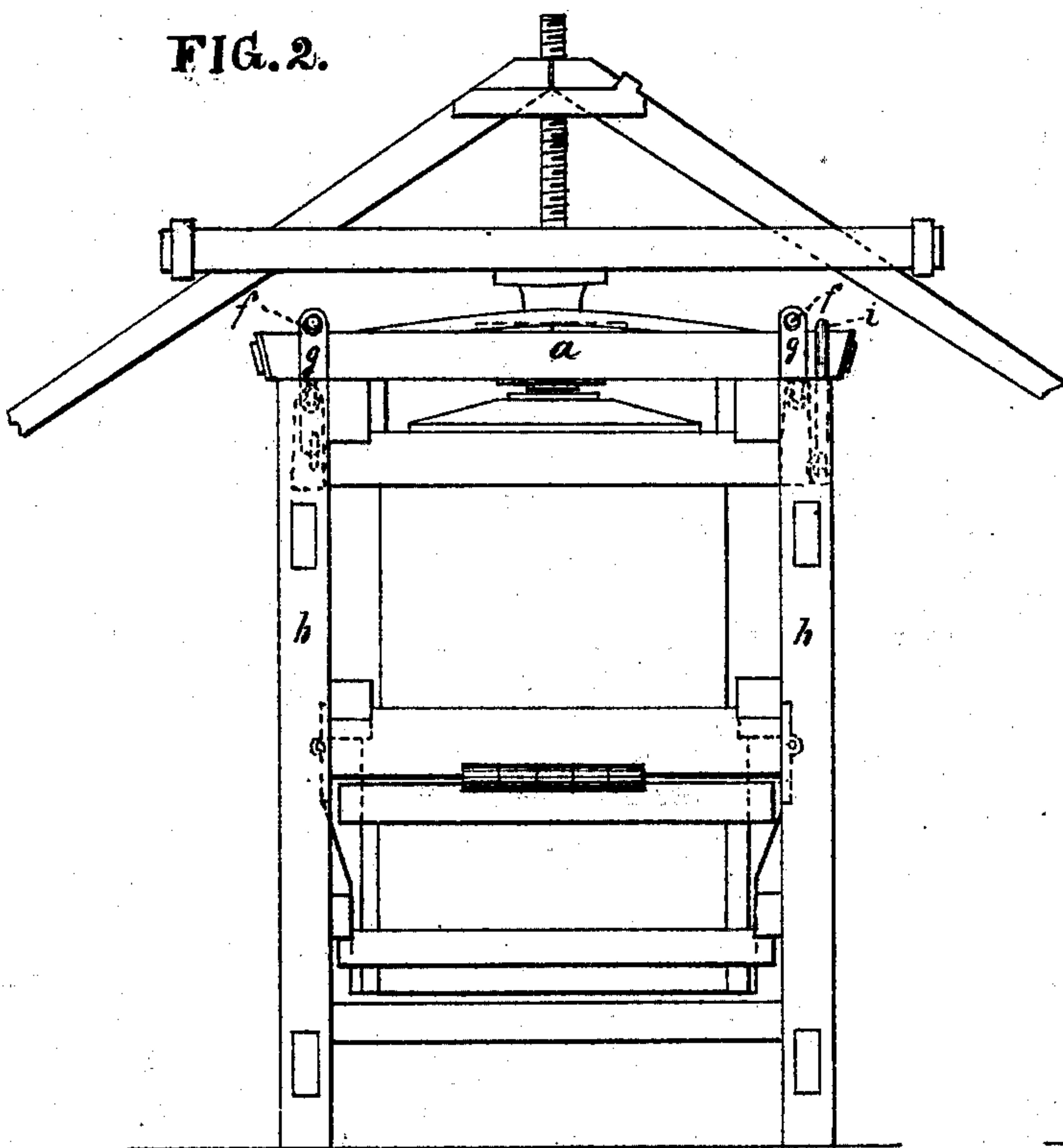
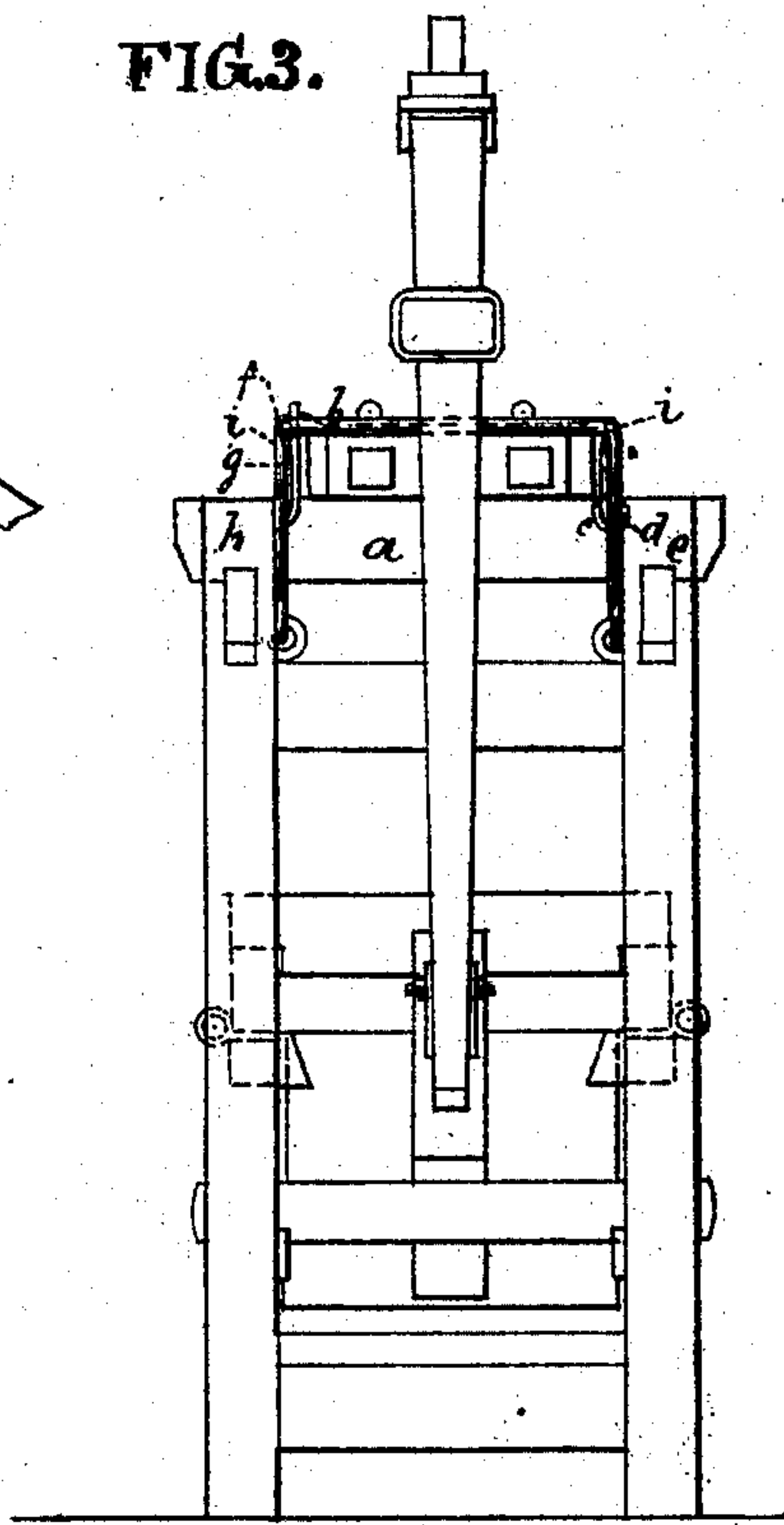


FIG. 3.



Witnesses:  
*G. Mathys.*  
*Thos. D. D. Curand*

Inventor:  
*W. C. Banks.*  
PER *Wm. F. C.*  
Attorneys.

# UNITED STATES PATENT OFFICE.

WILLIAM C. BANKS, OF COMO DEPOT, MISSISSIPPI.

## IMPROVEMENT IN COTTON-PRESSES.

Specification forming part of Letters Patent No. 122,983, dated January 23, 1872.

*To all whom it may concern:*

Be it known that I, WILLIAM C. BANKS, of Como Depot, in the county of Panola and State of Mississippi, have invented a new and Improved Cotton-Press; and I do hereby declare the following to be a full, clear, and exact description of the same, reference being had to the accompanying drawing making a part of this specification, in which—

Figure 1 is a top view; Fig. 2, a side elevation; and Fig. 3, an end elevation.

My invention relates to an improvement in the class of cotton-presses provided with a hinged top, whereby a maximum of strength and minimum of bulk and weight are attained, one of the great difficulties heretofore encountered in the use of such presses being thus removed, since they are rendered more convenient of access for insertion and removal of the charge, better adapted for transportation, and less liable to be broken or injured by application of great force in the compression of the bale. To this end I construct the press as hereinafter described.

Referring to the drawing, *a* is the wooden cap of the press. *b* are metal bars secured transversely to the top of the cap, near the ends thereof, said bars being bent downward so as to fit the rear edges of the cap, and having hooks *c* at their lower extremities, which are jointed to upright plates *d* attached to the front sides of the posts *e* and at the tops thereof, these bars and plates forming the hinges by means of which the cap *a* is turned back when desired. The front ends of the bars *b* extend beyond the front edge of the cap far

enough to form pins *f*, over which loops *g*, jointed at their lower ends to the rear sides of the uprights *h*, are slipped by means of holes in said loops when the cap is turned down into position, by which pins and loops the cap is held against rising. Bails *i* jointed at their extremities to the inner sides of the uprights *e h*, when turned up over the ends of the cap *a*, assist the pins *f* and loops *g* in holding down the cap while the bale is pressing.

Inasmuch as all the upward strain of the resistance of the material while undergoing pressure is exerted lengthwise of the uprights, by means of the above-described devices I am enabled to build my press out of light material, six-inch stuff of pine or poplar being sufficient, so that the whole press need not weigh over fifteen hundred pounds.

I do not claim a press provided with a top whose hinges are formed of metal bars, so applied as to make part of the devices for holding the same closed, nor the use of bales or loops hinged in such a manner as to operate in conjunction with the ends of a platen or follower; but

What I do claim is—

The arrangement, in connection with the upright posts *e e h h* and the cap *a*, projecting at its ends beyond the sides of the press, of the metal bars *b b*, provided with pins *f f* and hooks *c c*, loops *g g*, and the bails *i i*, as shown and described, for the purpose specified.

WM. C. BANKS.

Witnesses:

CHAS. A. BENJAMIN,  
W. W. HOWE.