

GEORGE C. TAFT.

Improvement in Wrenches.

No. 122,787.

Patented Jan. 16, 1872.

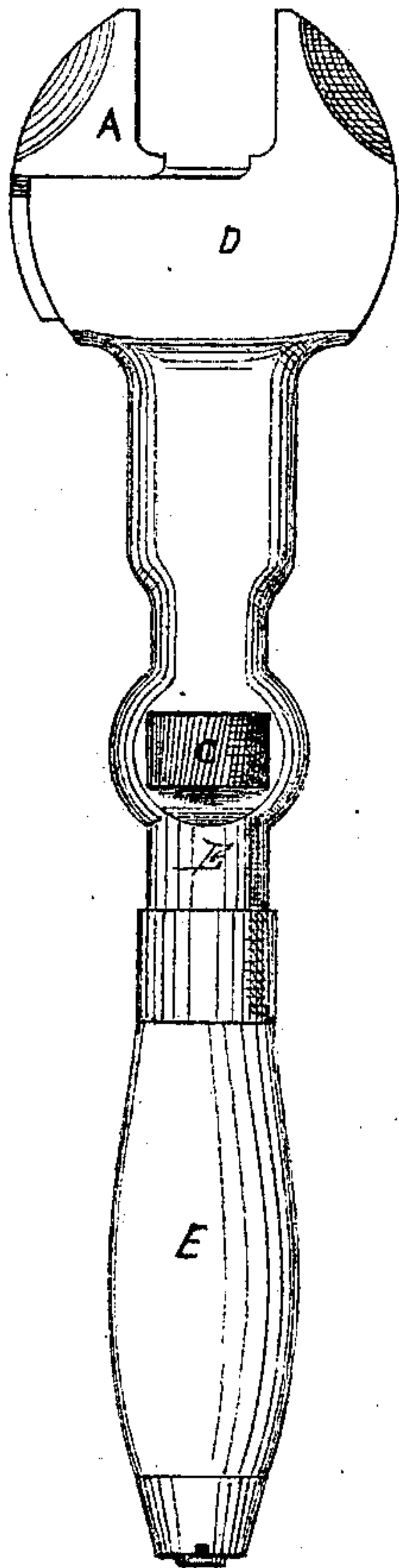


Fig. 1.

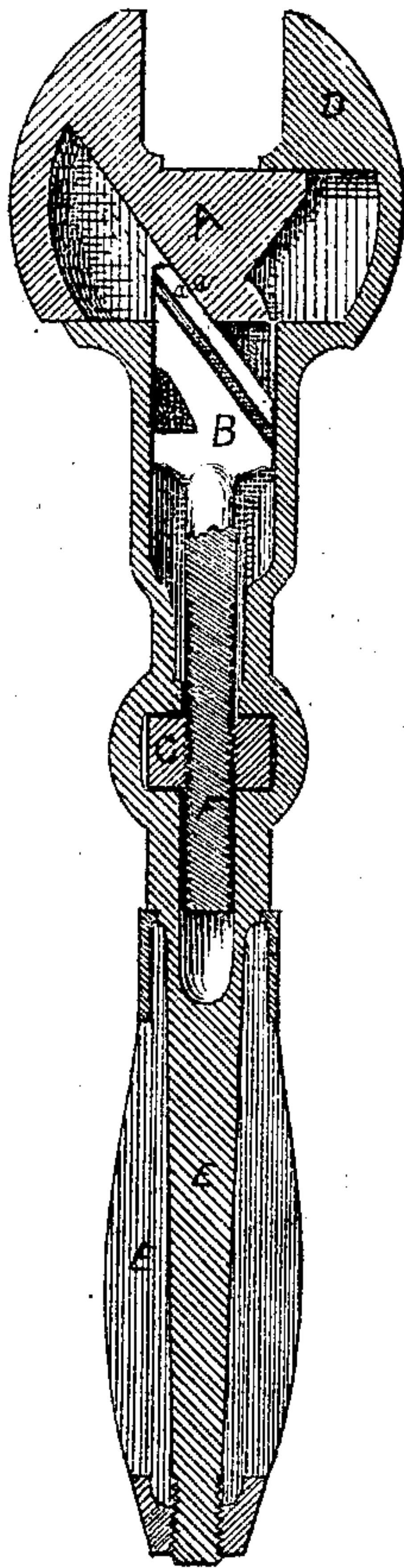


Fig. 2.

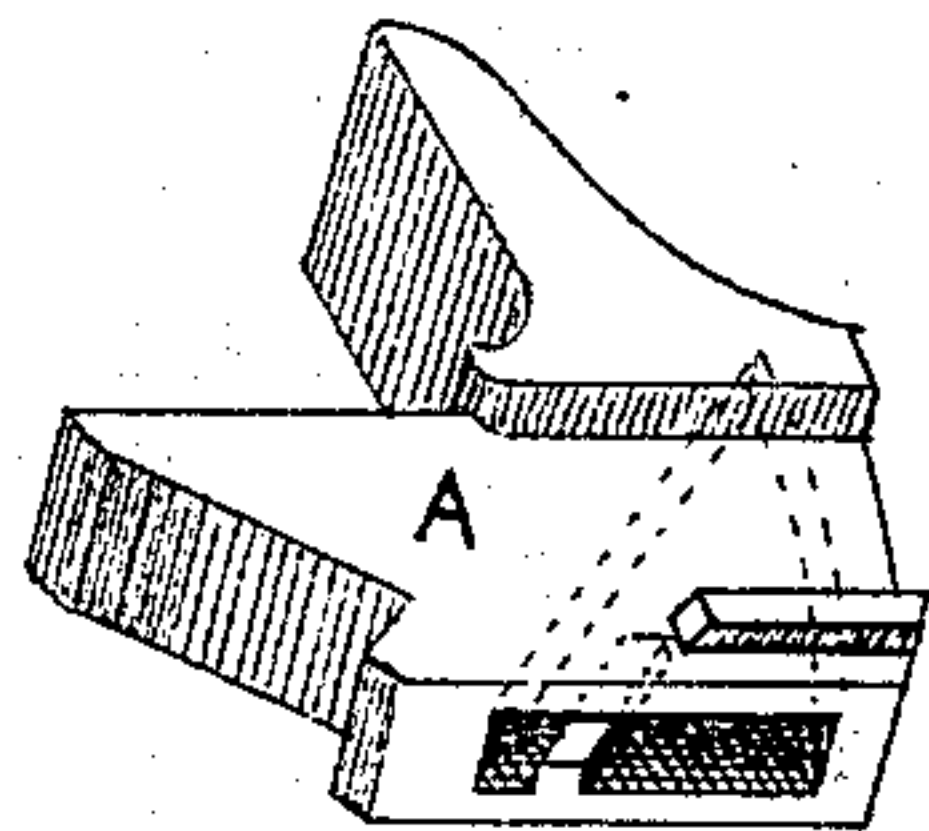


Fig. 3.

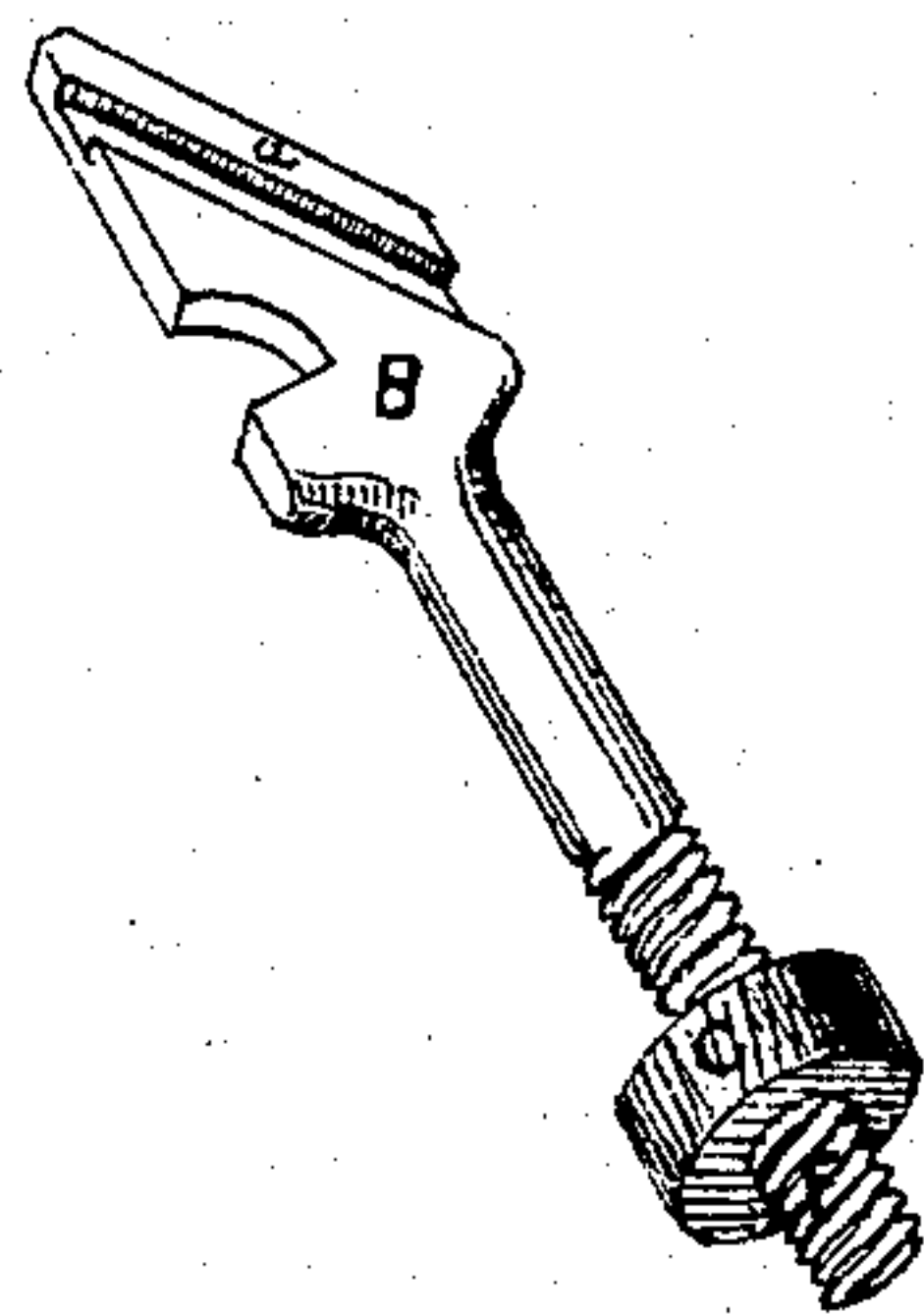


Fig. 4.

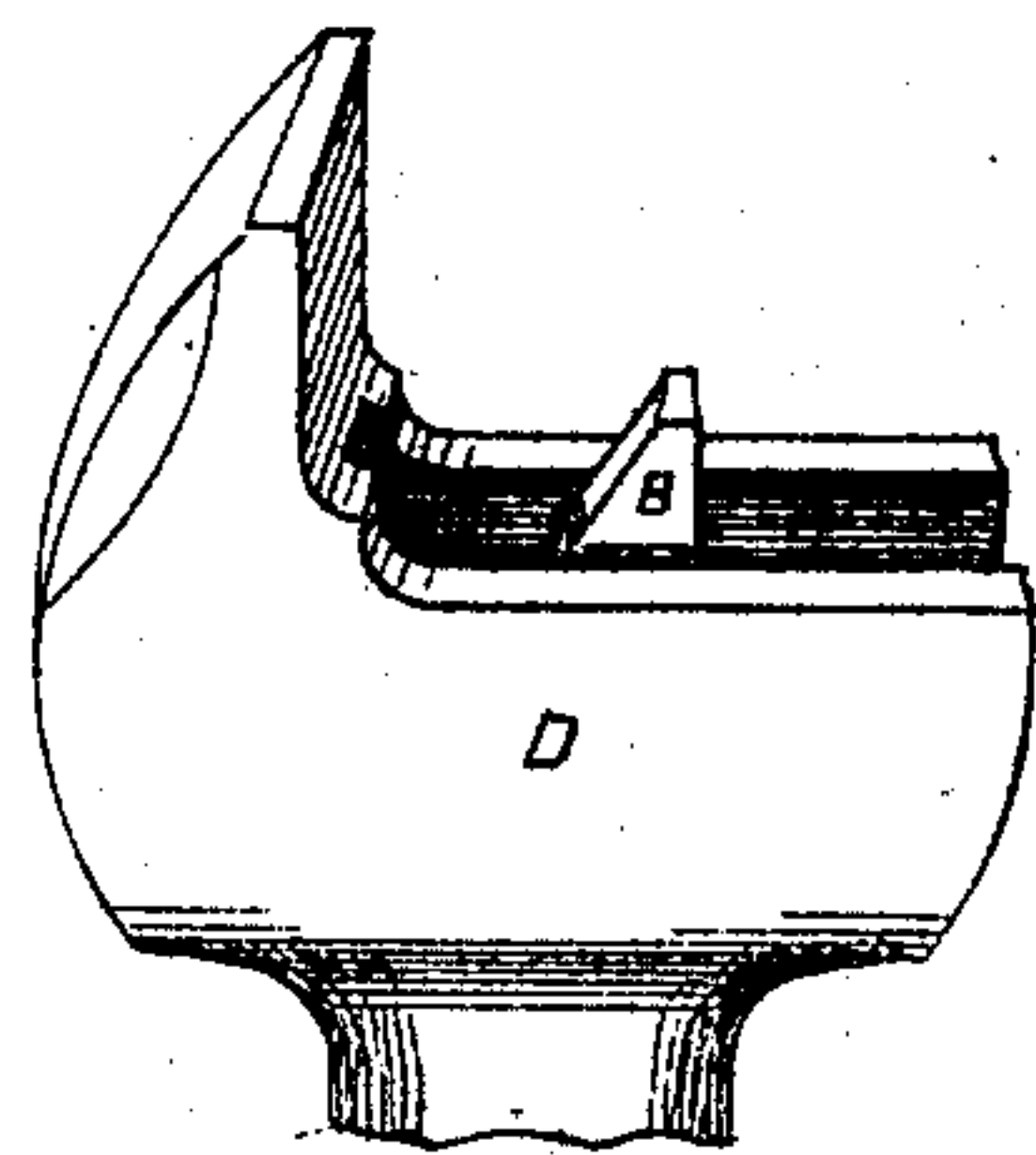


Fig. 5.

Witnesses.

O. J. Pierce
J. S. Mark.

Inventor.

Geo. C. Taft.

UNITED STATES PATENT OFFICE.

GEORGE C. TAFT, OF WORCESTER, MASSACHUSETTS.

IMPROVEMENT IN WRENCHES.

Specification forming part of Letters Patent No. 122,787, dated January 16, 1872.

SPECIFICATION.

To all whom it may concern:

Be it known that I, GEORGE C. TAFT, of the city and county of Worcester and State of Massachusetts, have invented a new and useful Improvement in Adjustable Fork-Wrenches; and I do hereby declare that the following is a full, clear, and exact description of the same, which will enable others skilled in the art to make and use the same, reference being had to the accompanying drawing forming a part of this specification, in which—

Figure 1 represents the side view of my improved adjustable fork-wrench. Fig. 2 represents a longitudinal view or section of the same. Fig. 3 represents the perspective view of the movable jaw. Fig. 4 represents the perspective view of the incline grooved head, rosette nut, and screw-operating spindle. Fig. 5 represents the perspective view of the stationary wrench-head with the sliding jaw removed.

This invention relates to an improved adjustable fork-wrench; and consists in moving the sliding jaw, by the use of a screw-spindle, having an incline grooved head, as shown in the drawing.

A represents the sliding jaw. D indicates the stationary jaw formed upon the end of the

bar or tang E. B indicates the incline head of the operating spindle F, which works in an incline mortise formed in the sliding jaw A, to which it is fitted, as shown in Figs. 2, 3, and 4 of the drawing at letters *a a*. C indicates the rosette nut, which, working on screw F, will move the operating spindle back and forth, and the incline groove *a* on the head thereof will cause the sliding jaw A to open and close. E indicates the tang of the wrench with wood handle attached. The construction and operation will now be readily understood by those skilled in the art.

The advantage of this wrench over other adjustable fork-wrenches is, being a more compact, cheap, and durable tool.

Having thus described my invention, what I claim as new, and desire to secure by Letters Patent, is—

The combination, with the stationary jaw D, tang or bar E, and sliding jaw A, of the operating screw-spindle F, provided with an inclined grooved head, B *a*, and rosette nut C, all operating together substantially as herein described, and for the purposes set forth.

GEO. C. TAFT.

Witnesses:

JOHN H. COES,
GEO. C. TAFT, Jun.

(100)