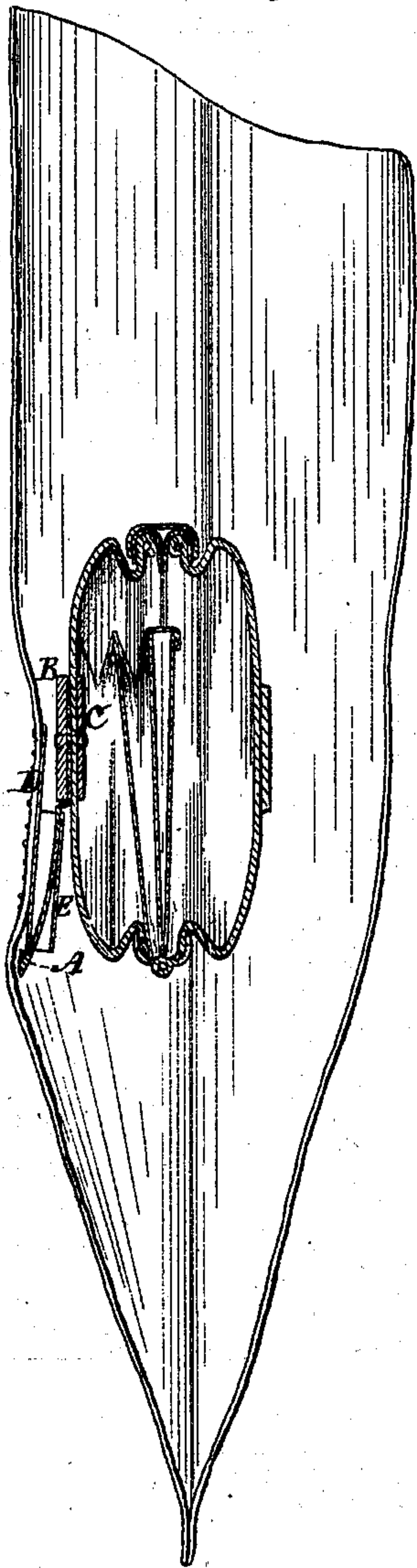


Pocket Book Guard.

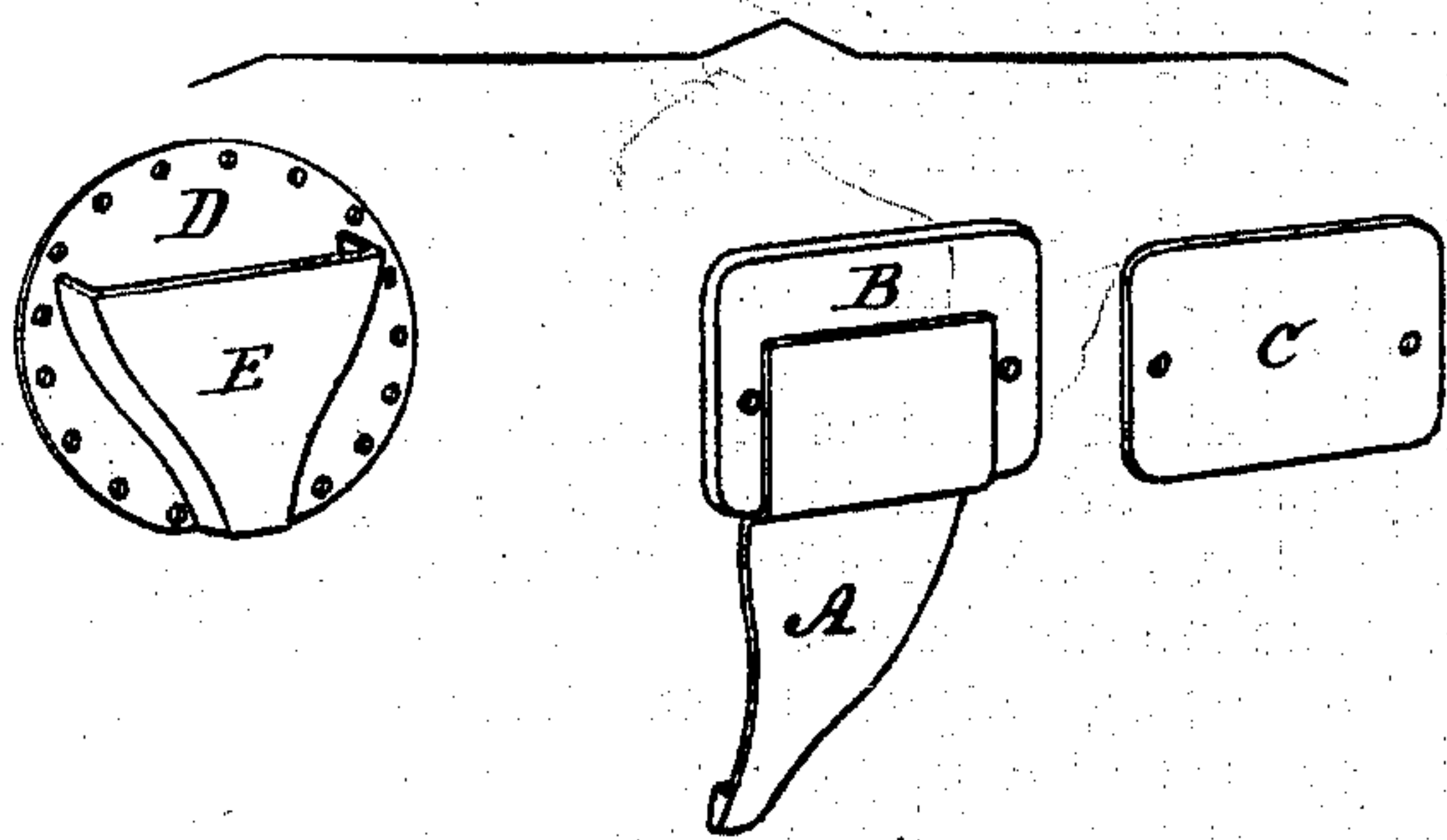
No. 122,223.

Patented Dec. 26, 1871.

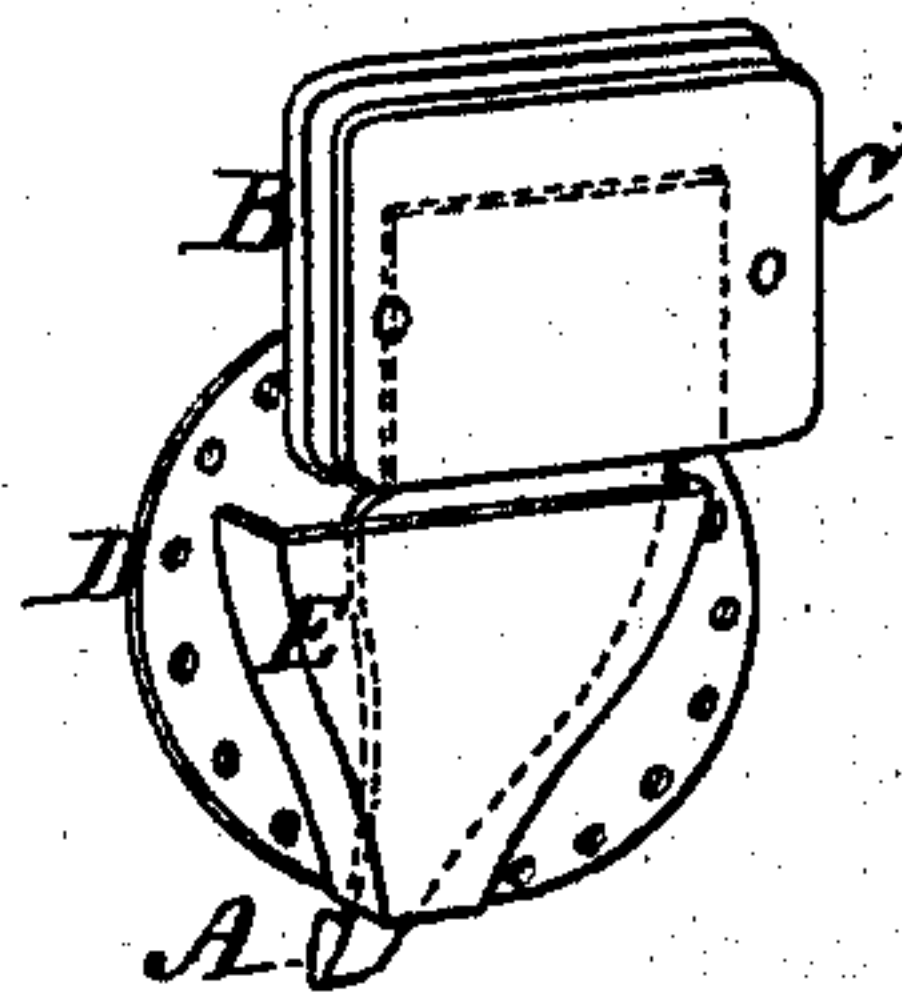
*Fig. 1.*



*Fig. 2.*



*Fig. 3.*



Witnesses.

*Phil. H. Garner*  
*J. O. Jackson*

Inventor.

*Calvin G. Cahoon, and*  
*Augustus W. Robinson*  
*By M. B. Wood*  
*Attorney.*

# UNITED STATES PATENT OFFICE.

CALVIN G. CAHOONE AND AUGUSTUS W. ROBINSON, OF PROVIDENCE, R. I.

## IMPROVEMENT IN POCKET-BOOK GUARDS.

Specification forming part of Letters Patent No. 122,223, dated December 26, 1871.

*To all whom it may concern:*

Be it known that we, CALVIN G. CAHOONE and AUGUSTUS W. ROBINSON, both of the city and county of Providence and State of Rhode Island, have invented a certain new and useful Pocket-Book Guard.

Our invention consists in combining with the pocket-book and pocket a spring-tongue provided with a latch-shoulder and a keeper of peculiar construction, arranged to receive and retain the spring-tongue automatically until released by special manipulation; and we do hereby declare that the following specification, taken in connection with the drawing furnished and forming a part of the same, is a clear, true, and exact description thereof.

Referring to the drawing, Figure 1 represents, in cross-vertical section, a pocket containing a pocket-book, and our pocket-book guard as attached for ordinary use. Fig. 2 represents, in perspective, the pocket-book guard detached, with the several parts separate. Fig. 3 represents, in perspective, the pocket-book guard, with the several parts connected.

A represents the spring-tongue. It is made of sheet metal, semi-triangular in shape, and at its narrow or free end is provided with a latch-shoulder. It is secured at its fixed end to a face-plate, B, which is attached to a pocket-book or pocket by riveting or other suitable means with a rear or counter-plate, C, for securing a certain rigidity in the spring. D represents the "keeper." In this instance it consists of a circular plate provided with perforations, by which it may be secured to pocket-book or pocket by stitching or other means. On the face of the plate is a funnel-shaped receiver, E, with its wide end at the top. The interior of the receiver has a form cor-

responding somewhat to the form of the spring-tongue A. The lower end of the receiver is narrowed down so as to freely admit of the passage of the small free end of the spring-tongue. The lower or free end of the spring-tongue, which in this instance is shown as attached to the pocket-book, is so set that it springs outward from the book.

Upon inserting the tongue into the receiver of the keeper it can readily be forced down until the lower end passes out beyond the lower end of the keeper, and springing to the rear, as shown, engages the latch-shoulder on the spring-tongue with the lower edge of the keeper, and securely connects the two, until, by the action of the finger placed below the pocket-book and in contact with the projecting end of the spring-tongue, it is drawn forward and the latch-shoulder disengaged, after which the pocket-book may be freely withdrawn.

It is preferable that the pocket section of the device be placed on the rear inner side of the pocket, so that, being next the person, it will be practically impossible to detach the book without disclosing the effort by contact with the wearer of the pocket.

Having thus described our invention, we claim as new, and desire to secure by Letters Patent—

The spring-tongue and keeper, substantially as described, for attachment to and in combination with a pocket-book and pocket, as and for the purposes specified.

CALVIN G. CAHOONE.  
AUGUSTUS W. ROBINSON.

Witnesses:

JOHN H. STINESS,  
SAML. H. WEBB.

(38)