

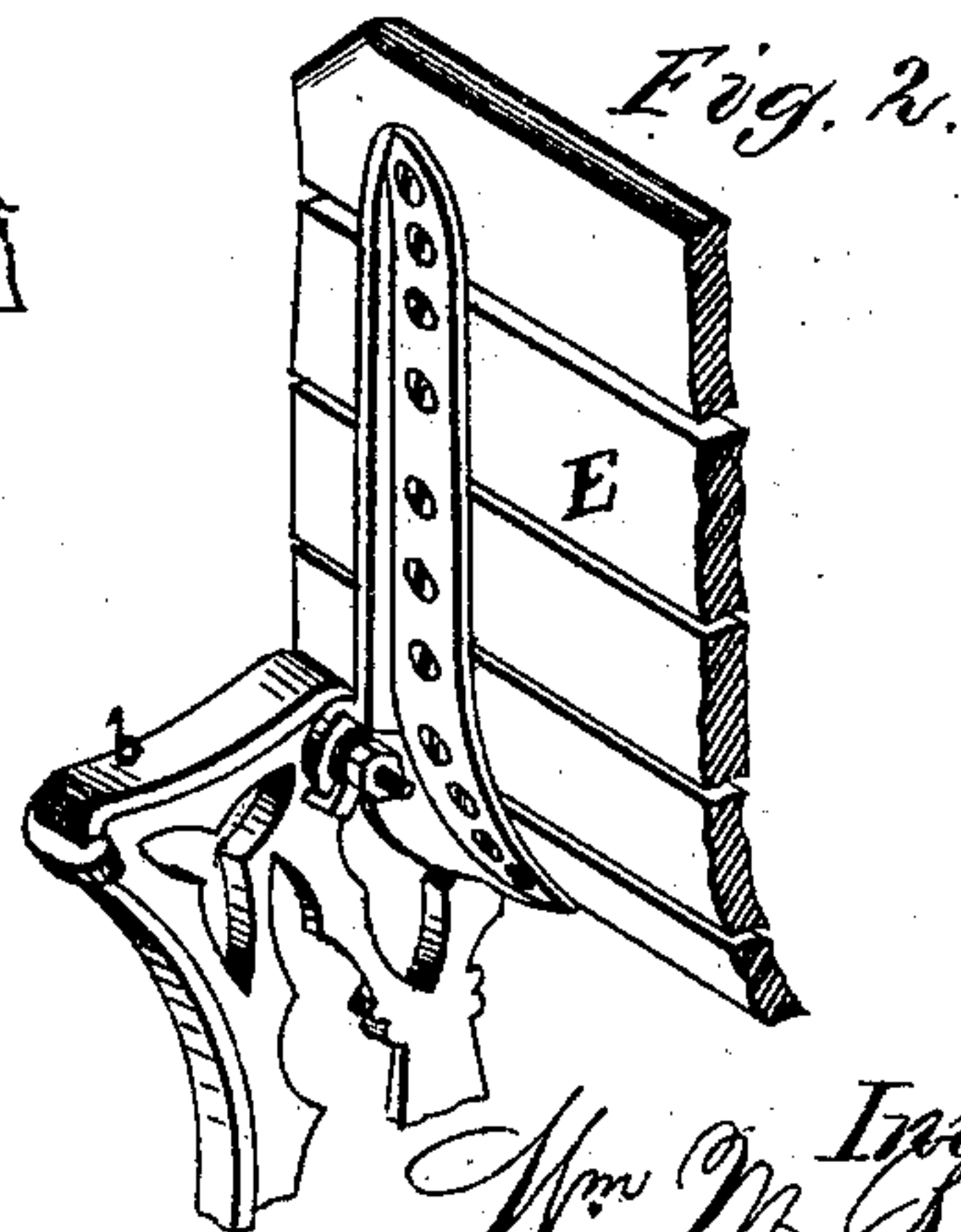
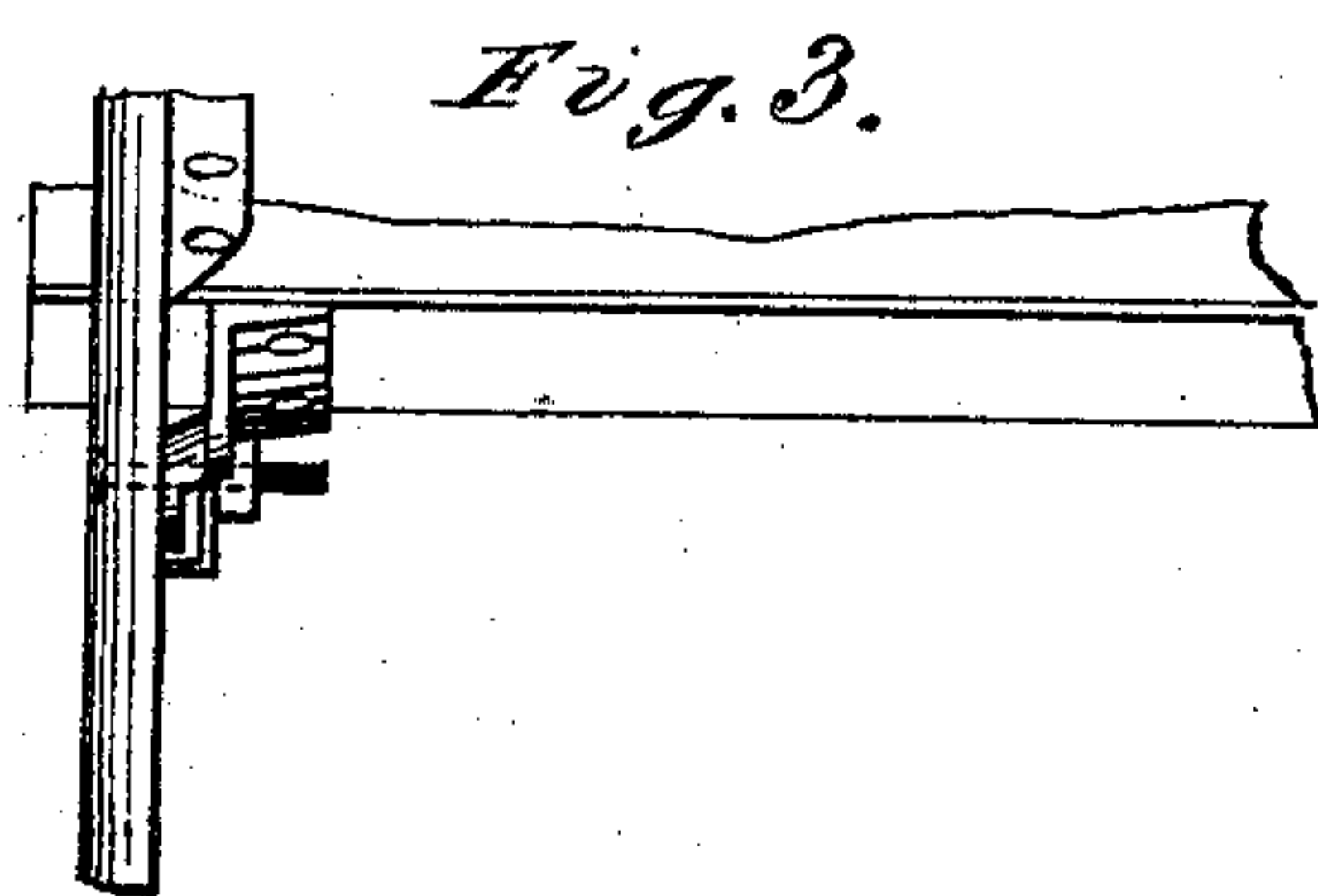
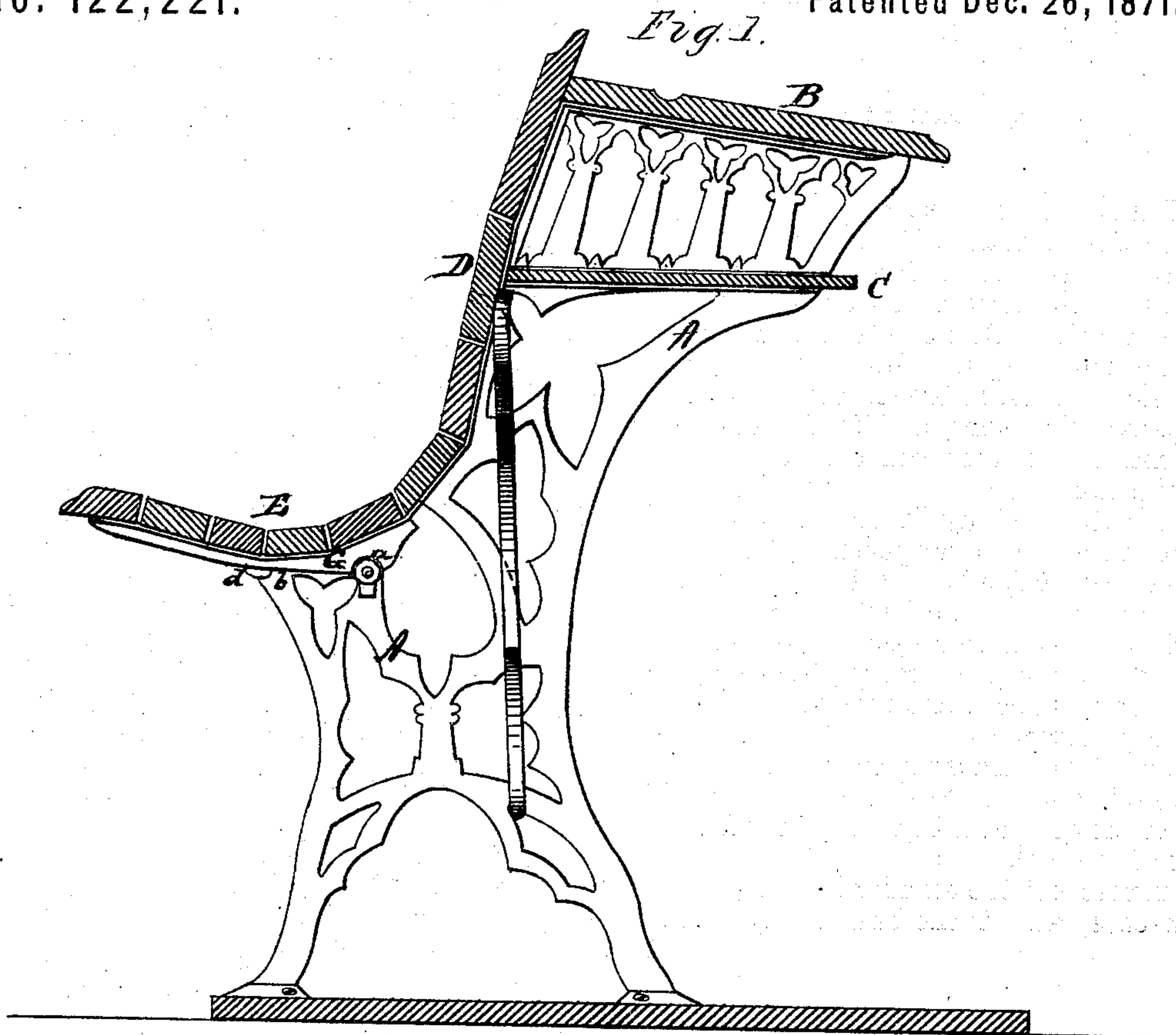
(62.)

WILLIAM M. BROOKE.

Improvement in School Desks.

No. 122,221.

Patented Dec. 26, 1871.



Witnesses

J. A. Ellis  
J. V. White

Inventor  
Wm M Brooke  
Per.

J. H. Alexander  
Atty.

# UNITED STATES PATENT OFFICE.

WILLIAM M. BROOKE, OF EATON, OHIO.

## IMPROVEMENT IN SCHOOL-DESKS.

Specification forming part of Letters Patent No. 122,221, dated December 26, 1871.

*To all whom it may concern:*

Be it known that I, WILLIAM M. BROOKE, of Eaton, in the county of Preble and State of Ohio, have invented certain new and useful Improvements in School-Desks; and I do hereby declare that the following is a full, clear, and exact description thereof, reference being had to the accompanying drawing and to the letters of reference marked thereon which form a part of this specification.

The nature of my invention consists in the combination and arrangement of such parts as will more specifically be set forth in the claim.

In order to enable others skilled in the art to which my invention appertains to make and use the same, I will now proceed to describe its construction and operation, referring to the annexed drawing, in which—

Figure 1 is a transverse vertical section of my entire school-desk. Fig. 2 is a front view of a portion of the seat, and Fig. 3 represents the hinged joint of the seat.

A represents the standard; B, the top; C, the book-case; and D the back of my school-desk.

E represents the seat, composed of a series of slats attached to arms G, which are hinged at *a* to the standards A, the slats extending beyond said arms. The hinges *a* are formed on the inside of the standards A, and in front of said hinges the standards have each a suitable projection, *b*, upon which the ends of the seat E rest when down, said projections thus forming a rest on top of the standards for the seat. These projections are, in fact, parts of the standards, and cast with them.

Having thus fully described my invention, what I claim as new, and desire to secure by Letters Patent, is—

The arms G G, constructed as shown, in combination with seat E and standards A A, with projections *b b*, all so arranged that the arms will fall between the projections while the ends of the seat will rest or be supported thereon, substantially in the manner set forth.

WILLIAM M. BROOKE.

Witnesses:

JNO. W. MINOR,  
B. F. LARSH.

(62)